

Cass County  
Treasurer's  
Report

January  
2020

**THE CASS COUNTY TREASURER'S REPORT OF RECEIPTS  
FOR THE MONTH OF JANUARY, 2020**

<b>Source</b>	<b>2019</b>	<b>2020</b>
Justice of Peace #1	13,132.98	11,826.38
Justice of Peace #2	4,587.05	3,901.75
Justice of Peace #3	6,657.12	14,886.17
Justice of Peace #4	4,606.30	9,799.41
Constables	-	100.00
County Clerk	32,063.91	30,466.00
District Clerk	36,193.61	28,147.85
Cass County Sheriff	636.00	1,085.00
Tax Collector	1,070,480.02	1,342,366.03
State of Texas	63,248.03	17,828.02
State of Texas Reimb	3,827.99	1,823.75
Forfeiture/Seizures	-	-
U.S. Treasury	-	-
Interest	17,499.51	13,968.23
Royalties	-	-
Cass County Park	750.76	100.00
Sales	208.80	378.60
Miscellaneous	4,533.37	3,820.45
Miscellaneous Reimb	5,227.26	7,780.34
Transferred Funds	-	-
<b>Sub-Total</b>	<b>1,263,652.71</b>	<b>1,488,277.98</b>
AIP Program	-	-
DOEP	-	-
Juvenile Probation	22,363.00	22,592.00
Adult Probation	20,221.00	21,923.17
Others/Miscellaneous	7,782.92	5,775.21
State/Others	2,089.50	290.50
CDA Discretionary	95.00	171.49
<b>Sub-Total</b>	<b>52,551.42</b>	<b>50,752.37</b>
<b>Grand Total</b>	<b>1,316,204.13</b>	<b>1,539,030.35</b>
 <b>NET SALARY</b>	 <b>358,936.19</b>	 <b>370,311.77</b>

\* \* \* \* June 2019 Report

RESPECTFULLY SUBMITTED,

*Donna Early-ar*  
 \_\_\_\_\_  
 DONNA EARLY  
 CASS COUNTY TREASURER

**THE CASS COUNTY TREASURER'S REPORT  
OF RECEIPTS AND DISBURSEMENTS  
FOR THE MONTH OF JANUARY, 2020**

<b>FUND</b>	<b>BEG. BAL.</b>	<b>RECEIVED</b>	<b>DISBURSED</b>	<b>BALANCE</b>
General	4,942,648.22	2,871,190.30	2,661,651.77	5,152,186.75
Jury Fund	(262,079.35)	40,886.65	27,352.29	(248,544.99)
Main R & B	218,956.20	299,629.71	375,215.52	143,370.39
H.A.V.A.	5,406.38	7.06	-	5,413.44
TOBACCO SETTLEMENT	1,046,576.49	1,708.40	-	1,048,284.89
R & B 1	766,421.20	235,904.47	163,841.51	838,484.16
R & B 2	455,615.71	250,995.22	179,976.63	526,634.30
R & B 3	272,828.55	131,950.14	96,959.52	307,819.17
R & B 4	375,677.72	152,775.39	106,152.99	422,300.12
CC PARK	(518.58)	100.00	561.08	(979.66)
FEDERAL ROAD IMPROVMT	1,847.97	2.41	-	1,850.38
LINDEN ENTERPRISE FUND	24.16	0.03	-	24.19
FEDERAL IMPROVMT 0711037	0.47	-	-	0.47
FEMA DR-1999 TX 2011 WF	10.14	0.01	-	10.15
BEAR CREEK FMAG 2965-2011	4,315.07	5.63	-	4,320.70
TEXAS CDBG CONT. 713069	9.91	0.01	-	9.92
TEXAS CDBG CONT. 7216247	492.70	0.64	-	493.34
LAW LIBRARY	(26,272.03)	1,015.00	-	(25,257.03)
CDA ESCROW	321.94	0.42	-	322.36
CDA FORFEITURE	41,617.00	46.92	-	41,663.92
TEXAS HISTORICAL GRANT	27,887.17	30.66	-	27,917.83
VSO DONATIONS FUND	-	1,315.90	449.00	866.90
ARK LA TEX SEIZ/FORFT	(268.45)	-	-	(268.45)
CDA FEDERAL FORFEITURE	22,183.63	26.27	-	22,209.90
SHERIFF FED FORFT	4,486.18	5.86	-	4,492.04
HOME GRANT PROJECTS 2017	20,429.21	26.50	1,783.00	18,672.71
E.O. FERAL HOG ABATEMENT PGM	-	-	6,995.00	(6,995.00)
CTIF 01-034 TXDOT GRANT	751.61	0.98	-	752.59
FEMA 4269	537.73	0.70	-	538.43
RIGHT OF WAY	120,048.93	694.69	-	120,743.62
FORESTRY FUND	770,244.66	833.26	-	771,077.92
COMBINED I & S- SERIES 2015	521,655.43	54,915.57	-	576,571.00
CONST & RENOVATION	19,224.73	25.68	-	19,250.41
I & S 2016	95,103.86	19,250.08	-	114,353.94
PAYROLL	12,035.80	-	-	12,035.80
<b>SUB TOTAL</b>	<b>9,458,220.36</b>	<b>4,063,344.56</b>	<b>3,620,938.31</b>	<b>9,900,626.61</b>
JUVENILE PROB	362,730.97	23,030.52	35,653.57	350,107.92
ADULT PROB	241,524.30	82,016.14	48,270.74	275,269.70
SATP TRACK III	27,468.85	50.00	8,938.27	18,580.58
COMM SVC RESTITUTION	10,409.97	2,000.00	4,061.74	8,348.23
AIP PROGRAM	(36,418.79)	-	-	(36,418.79)
MENTAL HEALTH INT. PRG.	12,392.29	-	8,605.72	3,786.57
CIVIL CHILD SUPPORT PRG.	77,819.89	813.00	349.30	78,283.59
HIGH RISK TREATMENT PRG	18,953.72	-	9,821.75	9,131.97
AGGRESSIVE BEHAVIOR PRG. 4	1,997.27	2.73	2,000.00	-
DRUG COURT	13,740.02	5,000.00	70,160.84	(51,420.82)
VETERANS PROGRAM	16,819.95	-	-	16,819.95
PRE-TRAIL DIVERSION	8,688.22	-	2,827.02	5,861.20
INDIGENT DEFENSE	42,139.17	55.06	-	42,194.23
TASK FORCE	926.22	1.20	-	927.42
TASK FORCE PI	44,853.13	49.37	-	44,902.50
CDA STATE FUNDS	6,006.70	7.37	1,463.43	4,550.64
CDA DISCRETIONARY	7,998.37	182.05	100.30	8,080.12
<b>SUB TOTAL</b>	<b>858,050.25</b>	<b>113,207.44</b>	<b>192,252.68</b>	<b>779,005.01</b>
<b>GRAND TOTAL</b>	<b>10,316,270.61</b>	<b>4,176,552.00</b>	<b>3,813,190.99</b>	<b>10,679,631.62</b>

RESPECTFULLY SUBMITTED,

*Donna Early*  
DONNA EARLY  
CASS COUNTY TREASURER

THE CASS COUNTY TREASURER'S REPORT  
OF RECEIPTS AND DISBURSEMENTS  
FOR THE MONTH OF JANUARY, 2020

CERTIFICATION

WE, THE UNDERSIGNED, certify that we have actually and fully inspected and counted all actual cash and assets in the hands of said Treasurer for the period beginning January 1, 2020 and ending January 31, 2020, and find the same to be true and correct, and order same to be entered upon the minutes of said court as required by Local Government Code, Sec. 114.026.

WITNESS OUR HAND, OFFICIALLY THIS 26TH DAY OF MAY, 2020.



COMMISSIONER, PRECINCT 1



COMMISSIONER, PRECINCT 2




COMMISSIONER, PRECINCT 3



COMMISSIONER, PRECINCT 4

  
COUNTY JUDGE

SWORN TO AND SUBSCRIBED BY EACH OF THE ABOVE; RESPECTIVELY, THIS 26TH DAY OF  
MAY, 2020.

  
COUNTY CLERK

ACCOUNT NAME	BEGINNING CASH BALANCE	CASH RECEIPTS	CASH DISBURSEMENTS	ENDING CASH BALANCE
2020 010 GENERAL FUND				
CASH	492,308.58	1,915,519.03	2,201,651.77	206,175.84
CASH-OPERATING	.00	.00	.00	.00
RECEIVABLES	.00	.00	.00	.00
TEXPOOL INVESTMENTS	156,775.91	212.08	.00	156,987.99
CD INVESTMENT	.00	.00	.00	.00
GB MONEY MARKET	.00	.00	.00	.00
STATE BANK MONEY MARKET	1,888,815.65	952,394.41	460,000.00	2,381,210.06
LAND, BUILDINGS & IMPROVEMENTS	.00	.00	.00	.00
EQUIPMENT, FURNITURE & FIXTURES	.00	.00	.00	.00
TCLASS MONEY MARKET	2,249,754.80	3,064.78	.00	2,252,819.58
TEXANA BANK CD	154,993.28	.00	.00	154,993.28
FUND TOTALS	<u>4,942,648.22</u>	<u>2,871,190.30</u>	<u>2,661,651.77</u>	<u>5,152,186.75</u>
2020 011 DIST & CO COURT LAW FUND				
CASH-DIST & CO COURT LAW	262,079.35	40,886.65	27,352.29	248,544.99
CASH-OPERATING	.00	.00	.00	.00
C D INVESTMENT	.00	.00	.00	.00
RECEIVABLES	.00	.00	.00	.00
TEXPOOL INVESTMENTS	.00	.00	.00	.00
CD INVESTMENT	.00	.00	.00	.00
MAIN GB MONEY MARKET	.00	.00	.00	.00
STATE BANK MONEY MARKET	.00	.00	.00	.00
FUND TOTALS	<u>262,079.35</u>	<u>40,886.65</u>	<u>27,352.29</u>	<u>248,544.99</u>
2020 012 MAIN ROAD & BRIDGE				
CASH-MAIN ROAD & BRIDGE	218,956.20	299,629.71	375,215.52	143,370.39
CASH-OPERATING	.00	.00	.00	.00
C D INVESTMENT	.00	.00	.00	.00
RECEIVABLES	.00	.00	.00	.00
INVESTMENTS	.00	.00	.00	.00
CD INVESTMENT	.00	.00	.00	.00
MAIN GB MONEY MARKET	.00	.00	.00	.00
STATE BANK MONEY MARKET	.00	.00	.00	.00
TCLASS MONEY MARKET	.00	.00	.00	.00
FUND TOTALS	<u>218,956.20</u>	<u>299,629.71</u>	<u>375,215.52</u>	<u>143,370.39</u>
2020 013 H.A.V.A.				
CASH	5,406.38	7.06	.00	5,413.44
CASH-OPERATING	.00	.00	.00	.00
RECEIVABLES	.00	.00	.00	.00
TEXPOOL INVESTMENTS	.00	.00	.00	.00
INVESTMENTS	.00	.00	.00	.00
FUND TOTALS	<u>5,406.38</u>	<u>7.06</u>	<u>.00</u>	<u>5,413.44</u>
2020 014 TOBACCO SETTLEMENT				
TOBACCO SETTLEMENT	.00	.00	.00	.00
CASH	17,725.98	23.16	.00	17,749.14
CASH-OPERATING	.00	.00	.00	.00
C.D. INVESTMENT	.00	.00	.00	.00
RECEIVABLES	.00	.00	.00	.00
TEXPOOL INVESTMENTS	59,090.06	79.91	.00	59,169.97
TOBACCO SETTLEMENT INVEST	.00	.00	.00	.00
GB MONEY MARKET	.00	.00	.00	.00
MAIN RR CD	249,034.15	580.06	.00	249,614.21
STATE BANK MONEY MARKET	472,469.14	498.23	.00	472,967.37

ACCOUNT NAME BEGINNING CASH RECEIPTS CASH DISBURSEMENTS ENDING CASH BALANCE  
 MAIN DC CD 248,216.85 527.04 .00 248,743.89  
 MAIN RR SV 15.31 .00 .00 15.31  
 MAIN TEXAR CD .00 .00 .00 25.00  
 MAIN TEXAR SV 25.00 .00 .00 25.00  
 FUND TOTALS 1,046,576.49 1,708.40 .00 1,048,284.89

2020 015 BEAR CK DISASTER DONATION .00 .00 .00 .00  
 CASH-BEAR CK DISASTER DONATION .00 .00 .00 .00  
 RECEIVABLES .00 .00 .00 .00  
 FUND TOTALS .00 .00 .00 .00

2020 016 JUVENILE PROBATION 17,430.62 22,622.68 35,653.57- 4,399.73  
 CASH - JUVENILE PROBATION .00 .00 .00 .00  
 CASH-OPERATING .00 .00 .00 .00  
 C D INVESTMENT .00 .00 .00 .00  
 RECEIVABLES 146,742.55 198.46 .00 146,941.01  
 TEXPOOL INVESTMENTS .00 .00 .00 .00  
 CD INVESTMENT .00 .00 .00 .00  
 GB MONEY MARKET 198,557.80 209.38 .00 198,767.18  
 STATE BANK MONEY MARKET 362,730.97 23,030.52 .00 350,107.92  
 FUND TOTALS 65,967.24 46,075.90 48,270.74- 63,772.40

2020 017 ADULT PROBATION 65,967.24 46,075.90 48,270.74- 63,772.40  
 CASH OPERATING-ADULT .00 .00 .00 .00  
 CASH-OPERATING .00 .00 .00 .00  
 C D INVESTMENT .00 .00 .00 .00  
 RECEIVABLES 111,412.35 150.68 .00 111,563.03  
 TEXPOOL INVESTMENTS .00 .00 .00 .00  
 CD INVESTMENT .00 .00 .00 .00  
 GB MONEY MARKET 99,778.98 155.29 .00 99,934.27  
 STATE BANK MONEY MARKET 277,158.57 46,381.87 .00 275,269.70  
 FUND TOTALS .00 .00 .00 .00

2020 018 CASS CO RESTITUTION CENTER .00 .00 .00 .00  
 RESTITUTION CENTER .00 .00 .00 .00  
 CASH OPERATING-RESTITUTION CEN .00 .00 .00 .00  
 CASH .00 .00 .00 .00  
 RECEIVABLES .00 .00 .00 .00  
 TEXPOOL INVESTMENTS .00 .00 .00 .00  
 C D INVESTMENT .00 .00 .00 .00  
 CD INVESTMENT .00 .00 .00 .00  
 FUND TOTALS 27,468.85 50.00 8,938.27- 18,580.58

2020 019 SATP TRACK III 27,468.85 50.00 8,938.27- 18,580.58  
 CASH-OPERATING .00 .00 .00 .00  
 RECEIVABLES .00 .00 .00 .00  
 CD INVESTMENTS .00 .00 .00 .00  
 GB MONEY MARKET .00 .00 .00 .00  
 STATE BANK MONEY MARKET .00 .00 .00 .00  
 FUND TOTALS 27,468.85 50.00 8,938.27- 18,580.58

2020 020 COMMUNITY SVC RESTITUTION 10,409.97 2,000.00 4,061.74- 8,348.23  
 CASH OPERATING-CSR .00 .00 .00 .00  
 CASH-OPERATING .00 .00 .00 .00  
 RECEIVABLES .00 .00 .00 .00  
 CD INVESTMENTS .00 .00 .00 .00

ACCOUNT NAME	BEGINNING CASH BALANCE	CASH RECEIPTS	CASH DISBURSEMENTS	ENDING CASH BALANCE
2020 021 ROAD AND BRIDGE #1				
CASH-ROAD & BRIDGE#1 OPERATING	9,208.75	138,870.97	137,841.51	10,238.21
CASH-OPERATING	.00	.00	.00	.00
C D INVESTMENT	.00	.00	.00	.00
RECEIVABLES	85,553.79	115.71	.00	85,669.50
TEXPOOL INVESTMENTS	.00	.00	.00	.00
CD INVESTMENT	.00	.00	.00	.00
MAIN GB MONEY MARKET	113,005.53	96,156.77	26,000.00	183,162.30
STATE BANK MONEY MARKET	558,653.13	761.02	.00	559,414.15
TCLASS MONEY MARKET	766,421.20	235,904.47	163,841.51	838,484.16
FUND TOTALS				
2020 022 ROAD AND BRIDGE #2				
CASH-ROAD & BRIDGE#2 OPERATING	10,783.66	143,405.45	143,976.63	10,212.48
CASH-OPERATING	.00	.00	.00	.00
C D INVESTMENT	.00	.00	.00	.00
RECEIVABLES	95,698.90	129.43	.00	95,828.33
TEXPOOL INVESTMENTS	.00	.00	.00	.00
CD INVESTMENT	.00	.00	.00	.00
GB MONEY MARKET	181,783.56	107,232.38	36,000.00	253,015.94
STATE BANK MONEY MARKET	167,349.59	227.96	.00	167,577.55
TCLASS MONEY MARKET	455,615.71	250,995.22	179,976.63	526,634.30
FUND TOTALS				
2020 023 ROAD AND BRIDGE #3				
CASH - ROAD & BRIDGE #3 OPER	9,798.69	79,628.60	78,959.52	10,467.77
CASH-OPERATING	.00	.00	.00	.00
C D INVESTMENT	.00	.00	.00	.00
RECEIVABLES	28,366.97	38.36	.00	28,405.33
TEXPOOL INVESTMENTS	.00	.00	.00	.00
CD INVESTMENT	.00	.00	.00	.00
GB MONEY MARKET	182,516.50	52,212.15	18,000.00	216,728.65
STATE BANK MONEY MARKET	52,146.39	71.03	.00	52,217.42
TCLASS INVESTMENT POOL	272,828.55	131,950.14	96,959.52	307,819.17
FUND TOTALS				
2020 024 ROAD AND BRIDGE #4				
CASH-ROAD & BRIDGE#4 OPERAT.	8,989.91	90,333.89	89,152.99	10,170.81
CASH-OPERATING	.00	.00	.00	.00
C D INVESTMENT	.00	.00	.00	.00
RECEIVABLES	81,105.88	109.69	.00	81,215.57
TEXPOOL INVESTMENTS	.00	.00	.00	.00
CD INVESTMENT	.00	.00	.00	.00
MAIN GB MONEY MARKET	264,723.50	62,303.40	17,000.00	310,026.90
STATE BANK MONEY MARKET	20,858.43	28.41	.00	20,886.84
TCLASS INVESTMENT POOL	375,677.72	152,775.39	106,152.99	422,300.12
FUND TOTALS				
2020 025 AIP PROGRAM				
CASH-	36,418.79	.00	.00	36,418.79
CASH-OPERATING	.00	.00	.00	.00
CD INVESTMENTS	.00	.00	.00	.00
RECEIVABLES	.00	.00	.00	.00

ACCOUNT NAME	BEGINNING CASH BALANCE	CASH RECEIPTS	CASH DISBURSEMENTS	ENDING CASH BALANCE
2020 026 CASS COUNTY RESOURCE RECOVERY				
CASS CO. RESOURCE REC/ CASH	.00	.00	.00	.00
CASH - OPERATING	.00	.00	.00	.00
RECEIVABLES	.00	.00	.00	.00
INVESTMENTS	.00	.00	.00	.00
FUND TOTALS	36,418.79-			36,418.79-
2020 027 COUNTY CLERK ARCHIVE FUND				
PRESERVATION- CASH ACCT.	.00	.00	.00	.00
CASH - OPERATING	.00	.00	.00	.00
FUND TOTALS	.00	.00	.00	.00
2020 028 CASS COUNTY PARK				
CASS COUNTY PARKS	.00	.00	.00	.00
CASH OPERATING - CC PARKS	518.58-	100.00	561.08-	979.66-
CASH-OPERATING	.00	.00	.00	.00
INVESTMENTS	.00	.00	.00	.00
FUND TOTALS	518.58-	100.00	561.08-	979.66-
2020 029 FEDERAL-ROAD IMPROVMT 0710197				
CASH-	1,847.97	2.41	.00	1,850.38
CASH OPERATING	.00	.00	.00	.00
RECEIVABLES-ROAD IMPROVEMENT	.00	.00	.00	.00
INVESTMENTS-ROAD IMPROVEMENT	.00	.00	.00	.00
INVESTMENTS-ROAD IMPROV	.00	.00	.00	.00
FUND TOTALS	1,847.97	2.41	.00	1,850.38
2020 030 LINDEN ENTERPRISE FUND				
CASH	24.16	.03	.00	24.19
CASH-OPERATING	.00	.00	.00	.00
INVESTMENTS	.00	.00	.00	.00
CD INVESTMENTS	.00	.00	.00	.00
MONEY MARKET GB	.00	.00	.00	.00
STATE BANK MONEY MARKET	.00	.00	.00	.00
FUND TOTALS	24.16	.03	.00	24.19
2020 031 EMG WATERSHED AG-7442-C-110010				
CASH	.00	.00	.00	.00
CASH - OPERATING	.00	.00	.00	.00
RECEIVABLES	.00	.00	.00	.00
INVESTMENTS-ROAD IMPROVEMENT	.00	.00	.00	.00
INVESTMENTS	.00	.00	.00	.00
FUND TOTALS	.00	.00	.00	.00
2020 032 FEDERAL IMPROVEMENT 0711037				
CASH	.47	.00	.00	.47
CASH - OPERATING	.00	.00	.00	.00
RECEIVABLES	.00	.00	.00	.00
INVESTMENTS	.00	.00	.00	.00
INVESTMENTS	.00	.00	.00	.00
FUND TOTALS	.47	.00	.00	.47
2020 033 SATT PROGRAM				
CASH	.00	.00	.00	.00



ACCOUNT NAME	BEGINNING CASH BALANCE	CASH RECEIPTS	CASH DISBURSEMENTS	ENDING CASH BALANCE
2020 034 MENTAL HEALTH INITIATIVE PRG				
CASH	12,392.29	.00	8,605.72	3,786.57
CASH-OPERATING	.00	.00	.00	.00
CD INVESTMENTS	.00	.00	.00	.00
RECIEVABLES	.00	.00	.00	.00
INVESTMENTS	.00	.00	.00	.00
CD INVESTMENTS	.00	.00	.00	.00
MONEY MARKET GB	.00	.00	.00	.00
STATE BANK MONEY MARKET	.00	.00	.00	.00
FUND TOTALS	12,392.29	813.00	8,605.72	3,786.57
2020 035 CIVIL CHILD SUPPORT PROGRAM				
CASH	30,319.89	813.00	349.30	30,783.59
CASH-OPERATING	.00	.00	.00	.00
CD INVESTMENTS	.00	.00	.00	.00
RECEIVABLES	.00	.00	.00	.00
CD INVESTMENTS	.00	.00	.00	.00
GB MONEY MARKET	.00	.00	.00	.00
STATE BANK MONEY MARKET	.00	.00	.00	.00
FUND TOTALS	30,319.89	813.00	349.30	30,783.59
2020 036 FEMA DR-1999-TX 2011 WILDFIRES				
CASH	10.14	.01	.00	10.15
CASH-1999 FEMA WILDFIRES	.00	.00	.00	.00
CASH-OPERATING	.00	.00	.00	.00
RECEIVABLES	.00	.00	.00	.00
INVESTMENTS	.00	.00	.00	.00
INTEREST DISTRIBUTION	.00	.00	.00	.00
FUND TOTALS	10.14	.01	.00	10.15
2020 037 HIGH RISK TREATMENT PROGRAM				
CASH	18,953.72	.00	9,821.75	9,131.97
CASH-OPERATING	.00	.00	.00	.00
CD INVESTMENTS	.00	.00	.00	.00
RECEIVABLES	.00	.00	.00	.00
INVESTMENTS	.00	.00	.00	.00
GB, MONEY MARKET	.00	.00	.00	.00
STATE BANK MONEY MARKET	.00	.00	.00	.00
FUND TOTALS	18,953.72	.00	9,821.75	9,131.97
2020 038 BEAR CREEK FMAG 2965-2011				
CASH	4,315.07	5.63	.00	4,320.70
CASH - OPERATING	.00	.00	.00	.00
RECEIVABLES	.00	.00	.00	.00
CD INVESTMENTS	.00	.00	.00	.00
INVESTMENTS	.00	.00	.00	.00
MONEY MARKET GB	.00	.00	.00	.00
FUND TOTALS	4,315.07	5.63	.00	4,320.70
2020 039 TEXAS CDBG CONTRACT 713069				
CASH	9.91	.01	.00	9.92
CASH - OPERATING	.00	.00	.00	.00

ACCOUNT NAME	BEGINNING CASH BALANCE	CASH RECEIPTS	CASH DISBURSEMENTS	ENDING CASH BALANCE
RECEIVABLES	.00	.00	.00	.00
INVESTMENTS	.00	.00	.00	.00
INVESTMENTS	.00	.00	.00	.00
FUND TOTALS	9.91	.01	.00	9.92
2020 040 TEXAS CDBG CONTRACT 7216247				
CASH	492.70	.64	.00	493.34
INVESTMENTS	.00	.00	.00	.00
INVESTMENTS	.00	.00	.00	.00
GB MONEY MARKET	.00	.00	.00	.00
STATE BANK MONEY MARKET	.00	.00	.00	.00
FUND TOTALS	492.70	.64	.00	493.34
2020 041 LAW LIBRARY				
CASH - LAW LIBRARY OPERATING	26,272.03-	1,015.00	.00	25,257.03-
CASH OPERATING	.00	.00	.00	.00
C D INVESTMENT	.00	.00	.00	.00
RECEIVABLES	.00	.00	.00	.00
CD INVESTMENT	.00	.00	.00	.00
FUND TOTALS	26,272.03-	1,015.00	.00	25,257.03-
2020 042 INDIGENT DEFENSE GRANT (SB7)				
INDIGENT DEFENSE GRANT (SB7)	.00	.00	.00	.00
CASH-INDIGENT DEFENSE	42,139.17	55.06	.00	42,194.23
CASH OPERATING	.00	.00	.00	.00
CD INVESTMENT	.00	.00	.00	.00
RECEIVABLES	.00	.00	.00	.00
TEXPOOL INVESTMENTS	.00	.00	.00	.00
BANK INVESTMENTS	.00	.00	.00	.00
MONEY MARKET GB	.00	.00	.00	.00
STATE BANK MONEY MARKET	.00	.00	.00	.00
FUND TOTALS	42,139.17	55.06	.00	42,194.23
2020 043 DIST ATT, ESCROW ACCOUNT				
DIST ATT, ESCROW ACCOUNT	.00	.00	.00	.00
CASH OPERATING-DA ESCROW ACCT	321.94	.42	.00	322.36
CASH OPERATING	.00	.00	.00	.00
C D INVESTMENT	.00	.00	.00	.00
RECEIVABLES	.00	.00	.00	.00
INVESTMENTS	.00	.00	.00	.00
CD INVESTMENT GB	.00	.00	.00	.00
MONEY MARKET GB	.00	.00	.00	.00
STATE BANK MONEY MARKET	.00	.00	.00	.00
FUND TOTALS	321.94	.42	.00	322.36
2020 044 C.D.A. FORFEITURE ACCOUNT				
C.D.A. FORFEITURE ACCOUNT	.00	.00	.00	.00
CASH OPERATING-CDA FORFEITURE	12,087.72	15.79	.00	12,103.51
CASH OPERATING	.00	.00	.00	.00
C D INVESTMENT	.00	.00	.00	.00
RECEIVABLES	.00	.00	.00	.00
TEXPOOL INVESTMENTS	.00	.00	.00	.00
CD INVESTMENT	.00	.00	.00	.00
GB MONEY MARKET	.00	.00	.00	.00
STATE BANK MONEY MARKET	29,529.28	31.13	.00	29,560.41
FUND TOTALS	41,617.00	46.92	.00	41,663.92

ACCOUNT NAME	BEGINNING CASH BALANCE	CASH RECEIPTS	CASH DISBURSEMENTS	ENDING CASH BALANCE
2020 045 REGIONAL INTRASTATE TASK FORCE				
ARK-LA-TEX NARC TASK FORCE	926.22	1.20	.00	927.42
REGIONAL TASK FRC CASH	.00	.00	.00	.00
CASH OPERATING	.00	.00	.00	.00
C D INVESTMENTS	.00	.00	.00	.00
RECEIVABLES	.00	.00	.00	.00
INVESTMENTS	.00	.00	.00	.00
CD INVESTMENTS	.00	.00	.00	.00
STATE BANK MONEY MARKET	.00	1.20	.00	927.42
FUND TOTALS	926.22	1.20	.00	927.42
2020 046 TASK FORCE PROGRAM INCOME				
TASK FORCE PROGRAM INCOME	8,244.31	10.77	.00	8,255.08
TF PROGRAM INCOME-CASH	.00	.00	.00	.00
CASH OPERATING	.00	.00	.00	.00
CD INVESTMENTS	.00	.00	.00	.00
RECEIVABLES	.00	.00	.00	.00
TF-PI INVESTMENTS	.00	.00	.00	.00
INVESTMENTS	.00	.00	.00	.00
GB MONEY MARKET	.00	.00	.00	.00
STATE BANK MONEY MARKET	36,608.82	38.60	.00	36,647.42
FUND TOTALS	44,853.13	49.37	.00	44,902.50
2020 047 CDA-STATE FUNDS				
CDA STATE FUNDS	6,006.70	7.37	1,463.43	4,550.64
CASH OPERATING	.00	.00	.00	.00
CD INVESTMENTS	.00	.00	.00	.00
RECEIVABLES	.00	.00	.00	.00
INVESTMENTS	.00	.00	.00	.00
CD INVESTMENTS	.00	.00	.00	.00
FUND TOTALS	6,006.70	7.37	1,463.43	4,550.64
2020 048 TEXAS HISTORICAL GRANT				
CASH	5,043.32	6.58	.00	5,049.90
CASH-OPERATING	.00	.00	.00	.00
CD INVESTMENTS	.00	.00	.00	.00
RECEIVABLES	.00	.00	.00	.00
CD INVESTMENTS	.00	.00	.00	.00
GB MONEY MARKET	.00	.00	.00	.00
STATE BANK MONEY MARKET	22,843.85	24.08	.00	22,867.93
FUND TOTALS	27,887.17	30.66	.00	27,917.83
2020 049 VSO DONATIONS FUND				
CASH	.00	1,315.90	449.00	866.90
CASH-OPERATING	.00	.00	.00	.00
RECEIVABLES	.00	.00	.00	.00
FUND TOTALS	.00	1,315.90	449.00	866.90
2020 050 ARK LA TEX SEIZ/FORFT.FUND				
ARK-LA-TEX FORF/SEIZ.	268.45	.00	.00	268.45
CASH	.00	.00	.00	.00
CASH OPERATING	.00	.00	.00	.00
C D INVESTMENTS	.00	.00	.00	.00
INVESTMENTS	.00	.00	.00	.00

ACCOUNT NAME	BEGINNING CASH BALANCE	CASH RECEIPTS	CASH DISBURSEMENTS	ENDING CASH BALANCE
2020 051 CDA FORFEITURE FUNDS				
CDA FEDERAL FORFEITURES FUND				
CASH	11,475.93	14.99		11,490.92
CASH-OPERATING	.00	.00		.00
C D INVESTMENTS	.00	.00		.00
TEXPOOL INVESTMENTS	.00	.00		.00
CD INVESTMENT	.00	.00		.00
MONEY MARKET	10,707.70	11.28		10,718.98
STATE BANK MONEY MARKET	22,183.63	26.27		22,209.90
FUND TOTALS				
2020 052 SHERIFF FEDERAL FORFEITURES				
SHERIFF FEDERAL FORFEITURES	4,486.18	5.86		4,492.04
CASH-OPERATING	.00	.00		.00
C D INVESTMENTS	.00	.00		.00
INVESTMENTS	.00	.00		.00
CD INVESTMENTS	.00	.00		.00
MONEY MARKET GB	.00	.00		.00
STATE BANK MONEY MARKET	4,486.18	5.86		4,492.04
FUND TOTALS				
2020 053 SHERIFF OFFICE DONATIONS FUND				
CASH	.00	.00		.00
CASH-OPERATING	.00	.00		.00
RECEIVABLES	.00	.00		.00
FUND TOTALS				
2020 054 ELECTIONS DONATIONS FUND				
CASH	.00	.00		.00
CASH-OPERATING	.00	.00		.00
RECEIVABLES	.00	.00		.00
FUND TOTALS				
2020 055 HOME GRANT PROJECTS 2017				
CASH	20,429.21	26.50	1,783.00	18,672.71
CASH-OPERATING	.00	.00		.00
CD INVESTMENTS	.00	.00		.00
A/R	.00	.00		.00
RECEIVABLES	20,429.21	26.50	1,783.00	18,672.71
FUND TOTALS				
2020 056 E.O. FERAL HOG ABATEMENT PGM				
CASH	.00	.00	6,995.00	6,995.00
CASH-OPERATING	.00	.00		.00
RECEIVABLES	.00	.00		.00
FUND TOTALS				
2020 057 JP TECH/TRANSACTION/SECURITY				
CASH	.00	.00		.00
CASH-OPERATING	.00	.00		.00
RECEIVABLES	.00	.00		.00
FUND TOTALS				

ACCOUNT NAME	BEGINNING CASH BALANCE	CASH RECEIPTS	CASH DISBURSEMENTS	ENDING CASH BALANCE
2020 058 CH1701.157 LEOSE DA/SHER/CONST				
CASH	.00	.00	.00	.00
CASH-OPERATING	.00	.00	.00	.00
CASH RECEIVABLES	.00	.00	.00	.00
FUND TOTALS	.00	.00	.00	.00
2020 060 MENTAL HEALTH PROGRAM # 4				
CASH	.00	.00	.00	.00
CASH-OPERATING	.00	.00	.00	.00
CASH INVESTMENTS	.00	.00	.00	.00
CD INVESTMENTS	.00	.00	.00	.00
RECEIVABLES	.00	.00	.00	.00
INVESTMENTS	.00	.00	.00	.00
MONEY MARKET GB	.00	.00	.00	.00
MONEY MARKET	.00	.00	.00	.00
STATE BANK MONEY MARKET	.00	.00	.00	.00
FUND TOTALS	.00	.00	.00	.00
2020 061 AGGRESSIVE BEHAVIOR PROGRAM#20				
CASH	1,997.27	2.73	2,000.00	.00
CASH-OPERATING	.00	.00	.00	.00
CASH INVESTMENTS	.00	.00	.00	.00
CD INVESTMENTS	.00	.00	.00	.00
RECEIVABLES	.00	.00	.00	.00
INVESTMENTS	.00	.00	.00	.00
MONEY MARKET	.00	.00	.00	.00
MONEY MARKET	.00	.00	.00	.00
STATE BANK MONEY MARKET	.00	.00	.00	.00
FUND TOTALS	1,997.27	2.73	2,000.00	.00
2020 062 CTIF-01-034 TXDOT GRANT				
CASH	751.61	.98	.00	752.59
CASH-OPERATING	.00	.00	.00	.00
CASH INVESTMENTS	.00	.00	.00	.00
CD INVESTMENTS	.00	.00	.00	.00
RECEIVABLES	.00	.00	.00	.00
INVESTMENTS	.00	.00	.00	.00
MONEY MARKET	.00	.00	.00	.00
MONEY MARKET	.00	.00	.00	.00
STATE BANK MONEY MARKET	.00	.00	.00	.00
FUND TOTALS	751.61	.98	.00	752.59
2020 063 CASS COUNTY DRUG COURT				
CASH	21,894.25	5,000.00	34,526.57	51,420.82
CASH INVESTMENTS	.00	.00	.00	.00
CD INVESTMENTS	.00	.00	.00	.00
RECEIVABLES	.00	.00	.00	.00
INVESTMENTS	.00	.00	.00	.00
MONEY MARKET	.00	.00	.00	.00
MONEY MARKET	.00	.00	.00	.00
STATE BANK MONEY MARKET	.00	.00	.00	.00
FUND TOTALS	21,894.25	5,000.00	34,526.57	51,420.82
2020 064 VETERANS PROGRAM				
CASH	16,819.95	.00	.00	16,819.95
CASH-OPERATING	.00	.00	.00	.00
CASH INVESTMENTS	.00	.00	.00	.00
CD INVESTMENTS	.00	.00	.00	.00
RECEIVABLES	.00	.00	.00	.00
INVESTMENTS	.00	.00	.00	.00
MONEY MARKET	.00	.00	.00	.00
MONEY MARKET	.00	.00	.00	.00
STATE BANK MONEY MARKET	.00	.00	.00	.00
FUND TOTALS	16,819.95	.00	.00	16,819.95
2020 065 FEMA 4269				
CASH	537.73	.70	.00	538.43
CASH-OPERATING	.00	.00	.00	.00
CASH INVESTMENTS	.00	.00	.00	.00
CD INVESTMENTS	.00	.00	.00	.00
RECEIVABLES	.00	.00	.00	.00
INVESTMENTS	.00	.00	.00	.00
MONEY MARKET	.00	.00	.00	.00
MONEY MARKET	.00	.00	.00	.00
STATE BANK MONEY MARKET	.00	.00	.00	.00
FUND TOTALS	537.73	.70	.00	538.43

ACCOUNT NAME	BEGINNING CASH BALANCE	CASH RECEIPTS	CASH DISBURSEMENTS	ENDING CASH BALANCE
2020 066 FINANCIAL RESPONSIBILITY PROG FINANCIAL RESPONSIBILITY PGM CASH-OPERATING C D INVESTMENTS RECEIVABLES INVESTMENTS GB MONEY MARKET STATE BANK MONEY MARKET FUND TOTALS	.00 .00 .00 .00 .00 .00 .00 .00 .00	.00 .00 .00 .00 .00 .00 .00 .00 .00	.00 .00 .00 .00 .00 .00 .00 .00 .00	.00 .00 .00 .00 .00 .00 .00 .00 .00
2020 067 PRE-TRIAL DIVERSION CASH-PRE-TRIAL DIVERSION CASH-OPERATING RECEIVABLES FUND TOTALS	8,688.22 .00 .00 8,688.22	.00 .00 .00 .00	2,827.02 .00 2,827.02	5,861.20 .00 5,861.20
2020 069 TEXAS GRANT CDBG # 7219070 CASH RECEIVABLES INVESTMENTS FUND TOTALS	.00 .00 .00 .00	.00 .00 .00 .00	.00 .00 .00 .00	.00 .00 .00 .00
2020 070 RIGHT OF WAY FUND CASH -RIGHT OF WAY OPERATING CASH-OPERATING C D INVESTMENT RECEIVABLES TEXPOOL INVESTMENTS CD INVESTMENT MAIN MONEY MARKET GB STATE BANK MONEY MARKET FUND TOTALS	16,324.84 .00 .00 .00 .00 .00 .00 103,724.09 120,048.93	585.32 .00 .00 .00 .00 .00 .00 109.37 694.69	.00 .00 .00 .00 .00 .00 .00 .00 .00	16,910.16 .00 .00 .00 .00 .00 .00 103,833.46 120,743.62
2020 072 CASS COUNTY FORESTRY FUND CASH-CASS COUNTY FORESTRY FUND CASH OPERATING C D INVESTMENT RECEIVABLES INVESTMENTS CD INVESTMENT MAIN GB MONEY MARKET STATE BANK MONEY MARKET MAIN TEXAR CD TCLASS INVESTMENT POOL FUND TOTALS	25,300.35 .00 .00 .00 49,139.62 .00 .00 695,804.69 .00 770,244.66	33.06 .00 .00 .00 66.46 .00 .00 733.74 .00 833.26	.00 .00 .00 .00 .00 .00 .00 .00 .00 .00	25,333.41 .00 .00 .00 49,206.08 .00 .00 696,538.43 .00 
2020 080 CASS COUNTY JAIL CONSTRUCTION CASH-CASS CO JAIL CONST C D INVESTMENT RECEIVABLES INVESTMENTS-CC JAIL CONST CD INVESTMENT FUND TOTALS	.00 .00 .00 .00 .00 .00	.00 .00 .00 .00 .00 .00	.00 .00 .00 .00 .00 .00	.00 .00 .00 .00 .00 .00
2020 081 CC JAIL INT & SINKING CASH-CC JAIL INT & SINKING	.00	.00	.00	.00

ACCOUNT NAME	BEGINNING CASH BALANCE	CASH RECEIPTS	CASH DISBURSEMENTS	ENDING CASH BALANCE
2020 082 RESOURCE RECOVERY I&S				
CASH-CC RESOURCE RECOVERY	.00	.00	.00	.00
PETTY CASH	.00	.00	.00	.00
C D INVESTMENT	.00	.00	.00	.00
RECEIVABLES	.00	.00	.00	.00
INVESTMENTS	.00	.00	.00	.00
BANK INVESTMENT	.00	.00	.00	.00
FUND TOTALS	.00	.00	.00	.00
2020 083 RESOURCE RECOVERY INT&SINKING				
CASH-PES REC INT&SINKING	.00	.00	.00	.00
C D INVESTMENT	.00	.00	.00	.00
RECEIVABLES	.00	.00	.00	.00
INVESTMENTS	.00	.00	.00	.00
BANK INVESTMENT	.00	.00	.00	.00
FUND TOTALS	.00	.00	.00	.00
2020 084 COMBINED INTEREST & SINKING				
COMBINED INTEREST & SINKING	.00	.00	.00	.00
CASH	10,709.69	11.60	.00	10,721.29
CASH-OPERATING	.00	.00	.00	.00
CD INVESTMENT	.00	.00	.00	.00
RECEIVABLES	.00	.00	.00	.00
INVESTMENTS	.00	.00	.00	.00
BANK INVESTMENTS	.00	.00	.00	.00
CI&S STATE BANK MONEY MARKET	510,945.74	54,903.97	.00	565,849.71
CI&S GB MM	521,655.43	54,915.57	.00	576,571.00
FUND TOTALS	10,709.69	66.57	.00	10,776.26
2020 085 LAW ENFORC.CONSTRUCTION FUND				
06 CONSTRUCTION & RENOVATION	6,817.49	8.90	.00	6,826.39
CASH OPERATING	.00	.00	.00	.00
C D INVESTMENT	.00	.00	.00	.00
INVESTMENTS	12,407.24	16.78	.00	12,424.02
CD INVESTMENTS	.00	.00	.00	.00
MAIN MONEY MARKET GB	.00	.00	.00	.00
STATE BANK MONEY MARKET	19,224.73	25.68	.00	19,250.41
FUND TOTALS	28,449.46	51.36	.00	28,500.82
2020 086 INTEREST & SINKING SERIES 2016				
CASH	8,385.01	9.08	.00	8,394.09
CASH OPERATING	.00	.00	.00	.00
CD INVESTMENTS	.00	.00	.00	.00
RECEIVABLES	.00	.00	.00	.00
INVESTMENTS	.00	.00	.00	.00
BANK INVESTMENTS	.00	.00	.00	.00
CI&S STATE BANK MONEY MARKET	86,718.85	19,241.00	.00	105,959.85
CI&S GB MM	95,103.86	19,250.08	.00	114,353.94
FUND TOTALS	190,207.72	38,541.16	.00	228,748.88
2020 089 CDA DISCRETIONARY FUND				
CASH	7,998.37	182.05	100.30-	8,080.12

ACCOUNT NAME	BEGINNING CASH BALANCE	CASH RECEIPTS	CASH DISBURSEMENTS	ENDING CASH BALANCE
CASH-OPERATING	.00	.00	.00	.00
C D INVESTMENT	.00	.00	.00	.00
RECEIVABLES	.00	.00	.00	.00
FUND TOTALS	<u>7,998.37</u>	<u>182.05</u>	<u>100.30</u>	<u>8,080.12</u>
2020 090 PAYROLL FUND	.00	.00	.00	.00
PAYROLL CASH	12,035.80	.00	.00	12,035.80
CASH OPERATING	.00	.00	.00	.00
FUND TOTALS	<u>12,035.80</u>	<u>.00</u>	<u>.00</u>	<u>12,035.80</u>
2020 096 GENERAL FIXED ASSETS	.00	.00	.00	.00
CASH	.00	.00	.00	.00
LAND, BLDGS & IMPROVEMENTS	.00	.00	.00	.00
EQUIP, FURN, & FIXTURES	.00	.00	.00	.00
CAPITAL LEASE ASSETS (AUTOS)	.00	.00	.00	.00
CONSTRUCTION IN PROGRESS	.00	.00	.00	.00
FUND TOTALS	<u>.00</u>	<u>.00</u>	<u>.00</u>	<u>.00</u>
2020 097 GENERAL LONG TERM DEBT	.00	.00	.00	.00
CASH	.00	.00	.00	.00
FUND TOTALS	<u>.00</u>	<u>.00</u>	<u>.00</u>	<u>.00</u>
GRAND TOTALS	<u>10,316,270.61</u>	<u>4,140,917.73</u>	<u>3,777,556.72</u>	<u>10,679,631.62</u>



FUND NAME	CHECKING ACCOUNT	CHECKING AMOUNT	TDOA ACCOUNT	TDOA AMOUNT	FUND TOTAL
2020 010 GENERAL FUND	MAIN SB OS	206,175.84	MAIN TDOA	156,987.99	
	MAIN SB OS		MAIN GB MM	2,381,210.06	
			MAIN SB MM	2,252,819.58	
			MAIN TCLAS	154,993.28	5,152,186.75
			MAIN TA CD		
2020 011 DIST & CO COURT LAW FUND	MAIN SB OS	248,544.99-	MAIN TDOA		248,544.99-
	MAIN SB OS		MAIN GB MM		
	MAIN SB OS	143,370.39	MAIN TDOA		143,370.39
	MAIN SB OS		MAIN GB MM		
	MAIN SB OS	5,413.44	MAIN TDOA		5,413.44
	MAIN SB OS		MAIN GB MM		
2020 014 TOBACCO SETTLEMENT	MAIN SB OS	17,749.14	MAIN TDOA	59,169.97	
	MAIN SB OS		MAIN GB MM	249,614.21	
			MAIN RR CD	472,967.37	
			MAIN SB MM	248,743.89	
			MAIN DC CD	15.31	
			MAIN RR SV		
			MAIN TX CD	25.00	
			MAIN TX SV		1,048,284.89
2020 015 BEAR CK DISASTER DONATION	BRCREEK		MAIN TDOA	146,941.01	
2020 016 JUVENILE PROBATION	MAIN SB OS	4,399.73	MAIN GB MM	198,767.18	350,107.92
	MAIN SB OS		MAIN SB MM		
2020 017 ADULT PROBATION	MAIN SB OS	63,772.40	MAIN TDOA	111,563.03	275,269.70
	MAIN SB OS		MAIN GB MM	99,934.27	
	MAIN SB OS		MAIN SB MM		
2020 018 CASS CO RESTITUTION CENTER	MAIN SB OS		MAIN TDOA		
2020 019 SATP TRACK III	BANK SB OS	18,580.58	MAIN GB MM		18,580.58
	BANK SB OS		MAIN SB MM		
2020 020 COMMUNITY SVC RESTITUTION	MAIN SB OS	8,348.23	MAIN GB MM		8,348.23
	MAIN SB OS		MAIN SB MM		
2020 021 ROAD AND BRIDGE #1	MAIN SB OS	10,238.21	MAIN TDOA	85,669.50	
	MAIN SB OS		MAIN GB MM	183,162.30	
	MAIN SB OS		MAIN SB MM	559,414.15	838,484.16
	MAIN SB OS		MAIN TCLAS		
2020 022 ROAD AND BRIDGE #2	MAIN SB OS	10,212.48	MAIN TDOA	95,828.33	
	MAIN SB OS		MAIN GB MM	253,015.94	
	MAIN SB OS		MAIN SB MM	167,577.55	526,634.30
	MAIN SB OS		MAIN TCLAS		

COMBINED STATEMENT OF CASH POSITION FOR JANUARY					FUND TOTAL
FUND NAME	CHECKING ACCOUNT	CHECKING AMOUNT	TDOA ACCOUNT	TDOA AMOUNT	
2020 023 ROAD AND BRIDGE #3	MAIN SB OS	10,467.77	MAIN TDOA	28,405.33	307,819.17
	MAIN SB OS		MAIN GB MM	216,728.65	
			MAIN SB MM	52,217.42	
			MAIN TCLAS		
2020 024 ROAD AND BRIDGE #4	MAIN SB OS	10,170.81	MAIN TDOA	81,215.57	422,300.12
	MAIN SB OS		MAIN GB MM	310,026.90	
			MAIN SB MM	20,886.84	
			MAIN TCLAS		
2020 025 AIP PROGRAM	MAIN SB OS	36,418.79-	MAIN TDOA		36,418.79-
2020 026 CASS COUNTY RESOURCE RECOVER	MAIN SB OS		MAIN TDOA		
2020 027 COUNTY CLERK ARCHIVE FUND	MAIN SA OS				
2020 028 CASS COUNTY PARK	MAIN SB OS	979.66-			979.66-
2020 029 FEDERAL-ROAD IMPROVMT 071019	MAIN SB OS	1,850.38	MAIN TDOA		1,850.38
2020 030 LINDEN ENTERPRISE FUND	MAIN SB OS	24.19	MAIN TDOA		24.19
2020 031 EMG WATERSHED AG-7442-C-1100	MAIN SB OS		MAIN TDOA		
2020 032 FEDERAL IMPROVEMENT 0711037	MAIN SB OS	.47	MAIN TDOA		.47
2020 033 SATT PROGRAM	MAIN		MAIN TDOA		
2020 034 MENTAL HEALTH INITIATIVE PRG	MAIN SA OS	3,786.57	MAIN TDOA		3,786.57
2020 035 CIVIL CHILD SUPPORT PROGRAM	MAIN SB OS	30,783.59	MAIN GB MM	47,500.00	78,283.59
2020 036 FEMA DR-1999-TX 2011 WILDFIR	MAIN SB OS	10.15	MAIN SB MM		10.15
2020 037 HIGH RISK TREATMENT PROGRAM	MAIN SB OS	9,131.97	MAIN TDOA		9,131.97
2020 038 BEAR CREEK FWAG 2965-2011	MAIN SB OS	4,320.70	MAIN GB MM		4,320.70
2020 039 TEXAS CDBG CONTRACT 713069	MAIN	9.92	MAIN SB MM		9.92

FUND NAME	CHECKING ACCOUNT	CHECKING AMOUNT	TDOA ACCOUNT	TDOA AMOUNT	FUND TOTAL
2020 040 TEXAS CDBG CONTRACT 7216247	MAIN SB OS MAIN	493.34	MAIN GB MM MAIN SB MM		493.34
2020 041 LAW LIBRARY	MAIN SB OS	25,257.03-			25,257.03-
2020 042 INDIGENT DEFENSE GRANT (SB7)	MAIN SB OS MAIN	42,194.23	MAIN TDOA MAIN GB MM MAIN SB MM		42,194.23
2020 043 DIST ATT, ESCROW ACCOUNT	MAIN SB OS	322.36	MAIN TDOA MAIN GB MM MAIN SB MM		322.36
2020 044 C.D.A.FORFEITURE ACCOUNT	MAIN SB OS MAIN	12,103.51	MAIN TDOA MAIN GB MM MAIN SB MM	29,560.41	41,663.92
2020 045 REGIONAL INTRASTATE TASK FORMAIN	MAIN SB OS MAIN	927.42	MAIN SB MM		927.42
2020 046 TASK FORCE PROGRAM INCOME	MAIN SB OS MAIN	8,255.08	MAIN GB MM MAIN SB MM	36,647.42	44,902.50
2020 047 CDA-STATE FUNDS	MAIN SB OS MAIN	4,550.64	MAIN TDOA		4,550.64
2020 048 TEXAS HISTORICAL GRANT	MAIN SB OS MAIN	5,049.90	MAIN GB MM MAIN SB MM	22,867.93	27,917.83
2020 049 VSO DONATIONS FUND	MAIN SB OS MAIN	866.90			866.90
2020 050 ARK LA TEX SEIZ//FORFT.FUND	MAIN SB OS MAIN	268.45-			268.45-
2020 051 CDA FORFEITURE FUNDS	MAIN SB OS MAIN	11,490.92	MAIN TDOA MAIN GB MM MAIN SB MM	10,718.98	22,209.90
2020 052 SHERIFF FEDERAL FORFEITURES	MAIN SB OS MAIN	4,492.04	MAIN TDOA MAIN GB MM MAIN SB MM		4,492.04
2020 053 SHERIFF OFFICE DONATIONS FUNMAIN	MAIN SB OS MAIN				
2020 054 ELECTIONS DONATIONS FUND	MAIN SB OS MAIN				
2020 055 HOME GRANT PROJECTS 2017	MAIN SB OS MAIN	18,672.71			18,672.71
2020 056 E.O. FERAL HOG ABATEMENT PGMMAIN	MAIN SB OS MAIN	6,995.00-			6,995.00-

COMBINED STATEMENT OF CASH POSITION FOR JANUARY

DATE 04/17/2020 TIME 10:48

FUND NAME	CHECKING ACCOUNT	CHECKING AMOUNT	TDOA ACCOUNT	TDOA AMOUNT	FUND TOTAL
2020 057 JP TECH/TRANSACTION/SECURITYMAIN	MAIN SB OS				
2020 058 CH1701.157 LEOSE DA/SHER/CONMAIN	MAIN SB OS				
2020 060 MENTAL HEALTH PROGRAM # 4	MAIN SB OS				
2020 061 AGGRESSIVE BEHAVIOR PROGRAM#MAIN	MAIN SB OS				
2020 062 CTIF-01-034 TYDOT GRANT	MAIN SB OS	752.59			752.59
2020 063 CASS COUNTY DRUG COURT	MAIN	51,420.82-			51,420.82-
2020 064 VETERANS PROGRAM	MAIN SB OS	16,819.95			16,819.95
2020 065 FEMA 4269	MAIN	538.43			538.43
2020 066 FINANCIAL RESPONSIBILITY PROMAIN	MAIN SB OS				
2020 067 PRE-TRIAL DIVERSION	MAIN SB OS	5,861.20			5,861.20
2020 069 TEXAS GRANT CDBG # 7219070	MAIN				
2020 070 RIGHT OF WAY FUND	MAIN SB OS	16,910.16		103,833.46	120,743.62
2020 072 CASS COUNTY FORESTRY FUND	MAIN SB OS	25,333.41		49,206.08	
2020 080 CASS COUNTY JAIL CONSTRUCTIOCC JAIL CO				696,538.43	
2020 081 CC JAIL INT & SINKING	CC JAIL I&S				
2020 082 RESOURCE RECOVERY I&S	CC SW CONS				
2020 083 RESOURCE RECOVERY INT&SINKINCC SW I&S					

MAIN TDOA  
MAIN GB MM  
MAIN SB MM

MAIN TDOA  
MAIN GB MM  
MAIN SB MM

MAIN GB MM  
MAIN SB MM

MAIN TDOA  
MAIN TDOA  
MAIN GB MM  
MAIN SB MM

MAIN GB MM  
MAIN SB MM

MAIN TDOA  
MAIN GB MM  
MAIN SB MM

MAIN TDOA  
MAIN GB MM  
MAIN SB MM

MAIN TDOA  
MAIN GB MM  
MAIN SB MM

MAIN TDOA  
MAIN GB MM  
MAIN SB MM  
MAIN TX CD  
MAIN TCLAS

CCJC-TDOA  
CC JAIL CD

CCJIS-TDOA  
JAIL I&SCD

CCSWC-TDOA  
SW CONSTCD

CCSWIS-TDO

FUND NAME	CHECKING ACCOUNT	CHECKING AMOUNT	TDOA ACCOUNT	TDOA AMOUNT	FUND TOTAL
2020 084 COMBINED INTEREST & SINKING	CI&S MAIN SB OS	10,721.29	CI&S SB MM CI&S GB MM	565,849.71	576,571.00
2020 085 LAW ENFORC.CONSTRUCTION FUND	MAIN SB OS	6,826.39	MAIN TDOA MAIN GB MM MAIN SB MM	12,424.02	19,250.41
2020 086 INTEREST & SINKING SERIES 20	CI&S MAIN SB OS	8,394.09	CI&S SB MM CI&S GB MM	105,959.85	114,353.94
2020 089 CDA DISCRETIONARY FUND	MAIN SB OS	8,080.12			8,080.12
2020 090 PAYROLL	PAYROLL PAYROLL OS	12,035.80			12,035.80
2020 096 GENERAL FIXED ASSETS					
2020 097 GENERAL LONG TERM DEBT					
TOTAL		410,624.70		10,269,006.92	10,679,631.62

COMBINED STATEMENT OF CASH POSITION FOR JANUARY

DATE 04/17/2020 TIME 10:48

CHECK ACCOUNT	CHECK
ACCOUNT BALANCE - MAIN	379,473.52
ACCOUNT BALANCE - CI&S	19,115.38
ACCOUNT BALANCE - PAYROLL	12,035.80

TOTAL 410,624.70

TDOA ACCOUNT	TDOA
ACCOUNT BALANCE - MAIN TDOA	827,410.83
ACCOUNT BALANCE - MAIN SB MM	5,063,479.30
ACCOUNT BALANCE - MAIN TCLAS	3,052,915.54
ACCOUNT BALANCE - MAIN TA CD	154,993.28
ACCOUNT BALANCE - MAIN RR CD	248,614.21
ACCOUNT BALANCE - MAIN DC CD	248,743.89
ACCOUNT BALANCE - MAIN RR SV	15.31
ACCOUNT BALANCE - MAIN TX SV	25.00
ACCOUNT BALANCE - CI&S SB MM	671,809.56

TOTAL 10,269,006.92

410,624.70  
 10,269,006.92  
 10,679,631.62

**TEXPOOL INVESTMENTS  
FOR THE MONTH OF JANUARY, 2020**

FUND	BEGINNING BALANCE	INTEREST & PURCHASES	DECREASE	BOOK VALUE
General	156,775.91	212.08	-	156,987.99
Tobacco Settlement	59,090.06	79.91	-	59,169.97
Juvenile Probation	146,742.55	198.46	-	146,941.01
Adult Probation	111,412.35	150.68	-	111,563.03
R & B # 1	85,553.79	115.71	-	85,669.50
R & B # 2	95,698.90	129.43	-	95,828.33
R & B # 3	28,366.97	38.36	-	28,405.33
R & B # 4	81,105.88	109.69	-	81,215.57
Indigent Defense Grant	-	-	-	-
CDA Forfeiture	-	-	-	-
CDA - State Funds	-	-	-	-
CDA Federal Forfeiture Fund	-	-	-	-
Right of Way	-	-	-	-
Forestry	49,139.62	66.46	-	49,206.08
Construction & Renovation	12,407.24	16.78	-	12,424.02
<b>TOTAL</b>	<b>826,293.27</b>	<b>1,117.56</b>	<b>-</b>	<b>827,410.83</b>

Attached is a letter from TexPool stating the book and market value of their funds.

RESPECTFULLY SUBMITTED THIS 26TH DAY OF MAY, 2020.

  
 DONNA EARLY  
 CASS COUNTY TREASURER

**STATE BANK OF DEKALB  
FOR THE MONTH OF JANUARY, 2020**

Attached is a copy of Pledged Securities (Letters of Credit).

CLOC	<b>19,620,000.00</b>
FDIC INSURANCE	<b>500,000.00</b>
BOOK VALUE	-
MARKET VALUE PLEDGED	-
ACCOUNT BALANCES	<b>21,249,960.50</b>
PLEDGED EXCESS	<b>-1,129,960.50</b>

RESPECTFULLY SUBMITTED THIS 26TH DAY OF MAY, 2020.

*Donna Early -ar*  

---

DONNA EARLY  
CASS COUNTY TREASURER



**STATE BANK OF DEKALB GENERAL MM  
FOR THE MONTH OF JANUARY, 2020**


<b>FUND</b>	<b>BEGINNING BALANCE</b>	<b>INTEREST &amp; PURCHASES</b>	<b>DECREASE</b>	<b>BOOK VALUE</b>
General	1,888,815.65	952,394.41	460,000.00	2,381,210.06
Main R & B	-	-	-	-
Tobacco	472,469.14	498.23	-	472,967.37
Juvenile Probation	198,557.80	209.38	-	198,767.18
Adult Probation	99,778.98	155.29	-	99,934.27
R & B 1	113,005.53	96,156.77	26,000.00	183,162.30
R & B 2	181,783.56	107,232.38	36,000.00	253,015.94
R & B 3	182,516.50	52,212.15	18,000.00	216,728.65
R & B 4	264,723.50	62,303.40	17,000.00	310,026.90
Linden Enterprise Fund	-	-	-	-
Civil Child Support Prgm.	47,500.00	-	-	47,500.00
Bear Creek FMAG 2965-2011	-	-	-	-
TX CDBG CONTRACT 7216247	-	-	-	-
Indigent Defense Grant	-	-	-	-
CDA Forfeiture Account	29,529.28	31.13	-	29,560.41
Task Force PI	36,608.82	38.60	-	36,647.42
Texas Historical Grant	22,843.85	24.08	-	22,867.93
CDA Forfeiture Funds	10,707.70	11.28	-	10,718.98
Sheriff Federal Forfeiture	-	-	-	-
CTIF-01-034 TXDOT Grant	-	-	-	-
FEMA 4269	-	-	-	-
Right of Way	103,724.09	109.37	-	103,833.46
Cass County Forestry	695,804.69	733.74	-	696,538.43
<b>TOTAL</b>	<b>4,348,369.09</b>	<b>1,272,110.21</b>	<b>557,000.00</b>	<b>5,063,479.30</b>

****	5,103,479.30	557,000.00 transferred to Gen Fund in Jan. but did not post at bank. until 2/3		
	- 557,000.00	and 517,000.00 transferred from Gen Fun in Jan. but not posted at bank until 2/4.		
	+ 517,000.00	<b>STATE BANK OF DEKALB CI&amp;S MM</b>		
	<u>5,063,479.30</u>	<b>FOR THE MONTH OF JANUARY, 2020</b>		

<b>FUND</b>	<b>BEGINNING BALANCE</b>	<b>INTEREST &amp; PURCHASES</b>	<b>DECREASE</b>	<b>BOOK VALUE</b>
Combined I&S Series 2015	510,945.74	54,903.97	-	565,849.71
I&S Series 2016	86,718.85	19,241.00	-	105,959.85
<b>TOTAL</b>	<b>597,664.59</b>	<b>74,144.97</b>	<b>-</b>	<b>671,809.56</b>

BALANCE ALL MM ACCOUNTS      **5,735,288.86**

RESPECTFULLY SUBMITTED THIS 26TH DAY OF MAY, 2020.

  
**DONNA EARLY**  
 CASS COUNTY TREASURER

**TEXAS CLASS INVESTMENTS  
FOR THE MONTH OF JANUARY, 2020**

<b>FUND</b>	<b>BEGINNING BALANCE</b>	<b>INTEREST &amp; PURCHASES</b>	<b>DECREASE</b>	<b>BOOK VALUE</b>
General	2,249,754.80	3,064.78	-	2,252,819.58
Main R & B	-	-	-	-
R & B 1	558,653.13	761.02	-	559,414.15
R & B 2	167,349.59	227.96	-	167,577.55
R & B 3	52,146.39	71.03	-	52,217.42
R & B 4	20,858.43	28.41	-	20,886.84
<b>TOTAL</b>	<b>3,048,762.34</b>	<b>4,153.20</b>	<b>-</b>	<b>3,052,915.54</b>

Attached is a letter from Texas CLASS stating the book and market value of their funds.

RESPECTFULLY SUBMITTED THIS 26TH DAY OF MAY, 2020.

*Donna Early*

DONNA EARLY  
CASS COUNTY TREASURER

**TEXANA BANK CD  
FOR THE MONTH OF JANUARY, 2020**

<b>FUND</b>	<b>BEGINNING BALANCE</b>	<b>INTEREST &amp; PURCHASES</b>	<b>DECREASE</b>	<b>BOOK VALUE</b>
General	154,993.28	-	-	154,993.28
<b>TOTAL</b>	<b>154,993.28</b>	<b>-</b>	<b>-</b>	<b>154,993.28</b>

BALANCE ALL ACCOUNTS           **154,993.28**  
FDIC INSURANCE                   **154,993.28**

RESPECTFULLY SUBMITTED THIS 26TH DAY OF MAY, 2020.

*Donna Early-ar*

**DONNA EARLY  
CASS COUNTY TREASURER**

**RED RIVER FEDERAL CREDIT UNION SAVINGS  
FOR THE MONTH OF JANUARY, 2020**

FUND	BEGINNING BALANCE	INTEREST & PURCHASES	DECREASE	BOOK VALUE
Tobacco	15.31	-	-	15.31
<b>TOTAL</b>	<b>15.31</b>	<b>-</b>	<b>-</b>	<b>15.31</b>

**RED RIVER FEDERAL CREDIT UNION CD  
FOR THE MONTH OF JANUARY, 2020**

FUND	BEGINNING BALANCE	INTEREST & PURCHASES	DECREASE	BOOK VALUE
Tobacco	249,034.15	580.06	-	249,614.21
<b>TOTAL</b>	<b>249,034.15</b>	<b>580.06</b>	<b>-</b>	<b>249,614.21</b>

BALANCE ALL ACCOUNTS	<b>249,629.52</b>
NCUA INSURANCE	<b>249,629.52</b>

Attached is a list of balances for all county funds in the Red River Federal Credit Union.

RESPECTFULLY SUBMITTED THIS 26TH DAY OF MAY, 2020.


*Donna Early-ar*  
 \_\_\_\_\_  
 DONNA EARLY  
 CASS COUNTY TREASURER

**DOMINO FEDERAL CREDIT UNION CD  
FOR THE MONTH OF JANUARY, 2020**

<b>FUND</b>	<b>BEGINNING BALANCE</b>	<b>INTEREST &amp; PURCHASES</b>	<b>DECREASE</b>	<b>BOOK VALUE</b>
Tobacco	248,216.85	527.04	-	248,743.89
<b>TOTAL</b>	<b>248,216.85</b>	<b>527.04</b>	<b>-</b>	<b>248,743.89</b>
BALANCE ALL ACCOUNTS	<b>248,743.89</b>			
NCUA INSURANCE	<b>248,743.89</b>			

Attached is a list of balances for all county funds in the Domino Federal Credit Union.

RESPECTFULLY SUBMITTED THIS 26TH DAY OF MAY, 2020.

  
\_\_\_\_\_  
DONNA EARLY  
CASS COUNTY TREASURER

**TEXAR FEDERAL CREDIT UNION SAVINGS  
FOR THE MONTH OF JANUARY, 2020**

FUND	BEGINNING BALANCE	INTEREST & PURCHASES	DECREASE	BOOK VALUE
Tobacco	25.00	-	-	25.00
<b>TOTAL</b>	<b>25.00</b>	<b>-</b>	<b>-</b>	<b>25.00</b>

**TEXAR FEDERAL CREDIT UNION CD  
FOR THE MONTH OF JANUARY, 2020**

FUND	BEGINNING BALANCE	INTEREST & PURCHASES	DECREASE	BOOK VALUE
Tobacco	-	-	-	-
Cass County Forestry	-	-	-	-
<b>TOTAL</b>	<b>-</b>	<b>-</b>	<b>-</b>	<b>-</b>

BALANCE ALL ACCOUNTS	25.00
NCUA INSURANCE	25.00

Attached is a list of balances for all county funds in the TEXAR Federal Credit Union.

RESPECTFULLY SUBMITTED THIS 26TH DAY OF MAY, 2020.

  
 DONNA EARLY  
 CASS COUNTY TREASURER