
Cass County Treasurer's Report

August
2019

**THE CASS COUNTY TREASURER'S REPORT OF RECEIPTS
FOR THE MONTH OF AUGUST, 2019**

Source	2018	2019
Justice of Peace #1	16,899.02	17,258.12
Justice of Peace #2	3,703.30	4,186.30
Justice of Peace #3	18,702.05	19,050.55
Justice of Peace #4	10,279.64	5,974.20
Constables	-	350.00
County Clerk	26,740.00	32,194.71
District Clerk	30,826.95	40,308.17
Cass County Sheriff	1,432.00	235.00
Tax Collector	118,833.14	154,645.51
State of Texas	5,592.83	6,073.49
State of Texas Reimb	38,394.49	782,359.36
Forfeiture/Seizures	-	-
U.S. Treasury	-	-
Interest	18,397.60	20,569.51
Royalties	681.95	-
Cass County Park	2,967.16	-
Sales	1,229.60	-
Miscellaneous	36,053.95	10,718.02
Miscellaneous Reimb	2,313.10	20,999.18
Transferred Funds	-	-
Sub-Total	333,046.78	1,114,922.12
AIP Program	-	-
DOEP	-	-
Juvenile Probation	-	-
Adult Probation	20,219.50	21,510.99
Forfeiture/Seizures	-	-
Others/Miscellaneous	4,759.00	7,787.59
State/Others	-	-
CDA Discretionary	15.00	496.04
Sub-Total	24,993.50	29,794.62
Grand Total	358,040.28	1,144,716.74
NET SALARY	358,018.17	371,296.96

**** May 2019 Report


RESPECTFULLY SUBMITTED,

Donna Early -av

DONNA EARLY
CASS COUNTY TREASURER

**THE CASS COUNTY TREASURER'S REPORT
OF RECEIPTS AND DISBURSEMENTS
FOR THE MONTH OF AUGUST, 2019**

FUND	BEG. BAL.	RECEIVED	DISBURSED	BALANCE
General	6,111,344.53	867,753.95	1,238,180.14	5,740,918.34
Jury Fund	(171,676.26)	7,528.38	34,945.15	(199,093.03)
Main R & B	490,441.43	229,990.12	363,330.47	357,101.08
H.A.V.A.	5,377.80	7.12	-	5,384.92
TOBACCO SETTLEMENT	1,038,092.31	1,915.76	-	1,040,008.07
R & B 1	870,957.42	60,893.25	62,289.37	869,561.30
R & B 2	442,597.12	69,368.36	56,116.79	455,848.69
R & B 3	335,889.72	49,628.21	65,993.76	319,524.17
R & B 4	396,135.10	43,163.85	48,997.63	390,301.32
CC PARK	(26,167.04)	-	147.94	(26,314.98)
FEDERAL ROAD IMPROVMT	1,838.22	2.43	-	1,840.65
LINDEN ENTERPRISE FUND	24.06	0.03	-	24.09
FEDERAL IMPROVMT 0711037	0.47	-	-	0.47
FEMA DR-1999 TX 2011 WF	10.11	0.01	-	10.12
BEAR CREEK FMAG 2965-2011	4,292.26	5.68	-	4,297.94
TEXAS CDBG CONT. 713069	9.88	0.01	-	9.89
TEXAS CDBG CONT. 7216247	490.13	0.64	-	490.77
LAW LIBRARY	(20,603.40)	1,505.00	1,406.61	(20,505.01)
CDA ESCROW	320.26	0.42	-	320.68
CDA FORFEITURE	44,792.57	64.30	0.15	44,856.72
TEXAS HISTORICAL GRANT	27,713.95	39.85	-	27,753.80
ARK LA TEX SEIZ/FORFT	(268.45)	-	-	(268.45)
CDA FEDERAL FORFEITURE	22,054.28	30.67	-	22,084.95
SHERIFF FED FORFT	4,462.47	5.90	-	4,468.37
HOME GRANT PROJECTS 2017	(4,012.91)	749,640.61	724,050.00	21,577.70
CTIF 01-034 TXDOT GRANT	747.65	0.99	-	748.64
FEMA 4269	534.92	0.70	-	535.62
RIGHT OF WAY	118,173.02	227.70	0.11	118,400.61
FORESTRY FUND	864,171.34	1,279.27	3,362.00	862,088.61
COMBINED I & S- SERIES 2015	408,051.39	6,657.15	-	414,708.54
CONST & RENOVATION	19,089.90	31.67	-	19,121.57
I & S 2016	57,314.93	1,883.24	-	59,198.17
PAYROLL	12,035.80	-	-	12,035.80
SUB TOTAL	11,054,234.98	2,091,625.27	2,598,820.12	10,547,040.13
JUVENILE PROB	365,421.18	16,568.09	49,532.90	332,456.37
ADULT PROB	252,456.65	84,638.93	75,610.21	261,485.37
SATP TRACK III	9,618.77	1,585.99	10,098.17	1,106.59
COMM SVC RESTITUTION	1,313.60	3,544.94	4,411.70	446.84
AIP PROGRAM	(36,418.79)	-	-	(36,418.79)
MENTAL HEALTH INT. PRG.	30,852.20	-	6,345.05	24,507.15
CIVIL CHILD SUPPORT PRG.	73,088.29	943.59	404.99	73,626.89
HIGH RISK TREATMENT PRG	12,122.15	-	10,699.85	1,422.30
AGGRESSIVE BEHAVIOR PRG. 4	3,525.30	-	3,525.30	-
DRUG COURT	2,145.29	12,012.70	14,157.99	-
VETERANS PROGRAM	8,734.95	-	-	8,734.95
FINANCIAL RESPONSIBILITY	3,374.95	-	3,374.95	-
INDIGENT DEFENSE	38,919.95	51.70	0.16	38,971.49
TASK FORCE	921.34	1.22	-	922.56
TASK FORCE PI	44,574.65	64.08	-	44,638.73
CDA STATE FUNDS	4,137.37	5.09	1,466.94	2,675.52
CDA DISCRETIONARY	7,421.29	506.35	106.68	7,820.96
SUB TOTAL	822,209.14	119,922.68	179,734.89	762,396.93
GRAND TOTAL	11,876,444.12	2,211,547.95	2,778,555.01	11,309,437.06

RESPECTFULLY SUBMITTED,

 DONNA EARLY
 CASS COUNTY TREASURER


THE CASS COUNTY TREASURER'S REPORT
OF RECEIPTS AND DISBURSEMENTS
FOR THE MONTH OF AUGUST, 2019

CERTIFICATION

WE, THE UNDERSIGNED, certify that we have actually and fully inspected and counted all actual cash and assets in the hands of said Treasurer for the period beginning August 1, 2019 and ending August 31, 2019, and find the same to be true and correct, and order same to be entered upon the minutes of said court as required by Local Government Code, Sec. 114.026.

WITNESS OUR HAND, OFFICIALLY THIS 28TH DAY OF JANUARY, 2020.


COMMISSIONER, PRECINCT 1


COMMISSIONER, PRECINCT 3

COMMISSIONER, PRECINCT 2


COMMISSIONER, PRECINCT 4


COUNTY JUDGE

SWORN TO AND SUBSCRIBED BY EACH OF THE ABOVE; RESPECTIVELY, THIS 28TH DAY OF
JANUARY, 2020.




COUNTY CLERK

ACCOUNT NAME	BEGINNING CASH BALANCE	CASH RECEIPTS	CASH DISBURSEMENTS	ENDING CASH BALANCE
2019 010 GENERAL FUND				
CASH	218,330.15	737,352.03	766,029.86-	189,652.32
CASH-OPERATING	.00	.00	.00	.00
RECEIVABLES	.00	120,150.28	120,150.28-	.00
TEXPOOL INVESTMENTS	155,526.80	287.14	.00	155,813.94
CD INVESTMENT	.00	.00	.00	.00
GB MONEY MARKET	.00	.00	.00	.00
STATE BANK MONEY MARKET	3,352,806.06	4,803.79	352,000.00-	3,005,609.85
LAND,BUILDINGS & IMPROVEMENTS	.00	.00	.00	.00
EQUIPMENT,FURNITURE&FIXTURES	.00	4,149.02	.00	4,149.02
TCLASS MONEY MARKET	2,231,718.31	1,011.69	.00	2,235,867.33
TEXANA BANK CD	152,963.21	867,753.95	1,238,180.14-	153,974.90
FUND TOTALS	6,111,344.53	7,528.38	34,945.15-	5,740,918.34
2019 011 DISTRICT & CO COURT@LAW FUND				
DISTRICT AND CO COURT@LAW CASH	171,676.26-	7,528.38	34,945.15-	199,093.03-
CASH-OPERATING	.00	.00	.00	.00
C D INVESTMENT	.00	.00	.00	.00
RECEIVABLES	.00	.00	.00	.00
TEXPOOL INVESTMENTS	.00	.00	.00	.00
CD INVESTMENT	.00	.00	.00	.00
MAIN GB MONEY MARKET	.00	.00	.00	.00
STATE BANK MONEY MARKET	.00	.00	.00	.00
FUND TOTALS	171,676.26-	7,528.38	34,945.15-	199,093.03-
2019 012 MAIN ROAD & BRIDGE				
CASH-MAIN R&B OPERATING	148,459.18	197,314.79	231,126.31-	114,647.66
MAIN-CASH OPERATING	.00	.00	.00	.00
C D INVESTMENT	.00	.00	.00	.00
RECEIVABLES	.00	32,204.16	32,204.16-	.00
INVESTMENTS	.00	.00	.00	.00
CD INVESTMENT	.00	.00	.00	.00
MAIN GB MONEY MARKET	.00	.00	.00	.00
STATE BANK MONEY MARKET	341,982.25	471.17	100,000.00-	242,453.42
TCLASS MONEY MARKET	.00	.00	.00	.00
FUND TOTALS	490,441.43	229,990.12	363,330.47-	357,101.08
2019 013 H.A.V.A.				
CASH	5,377.80	7.12	.00	5,384.92
CASH-OPERATING	.00	.00	.00	.00
RECEIVABLES	.00	.00	.00	.00
TEXPOOL INVESTMENTS	.00	.00	.00	.00
INVESTMENTS	.00	.00	.00	.00
FUND TOTALS	5,377.80	7.12	.00	5,384.92
2019 014 TOBACCO SETTLEMENT				
TOBACCO SETTLEMENT	.00	.00	.00	.00
CASH	17,632.21	23.35	.00	17,655.56
CASH-OPERATING	.00	.00	.00	.00
C.D. INVESTMENT	.00	.00	.00	.00
RECEIVABLES	.00	.00	.00	.00
TEXPOOL INVESTMENTS	58,619.47	108.10	.00	58,727.57
TOBACCO SETTLEMENT INVEST	.00	.00	.00	.00
GB MONEY MARKET	.00	.00	.00	.00
MAIN RR CD	246,183.18	574.99	.00	246,758.17
STATE BANK MONEY MARKET	469,985.21	687.77	.00	470,672.98

ACCOUNT NAME	BEGINNING CASH BALANCE	CASH RECEIPTS	CASH DISBURSEMENTS	ENDING CASH BALANCE
2019 015 BEAR CK DISASTER DONATION				
CASH-BEAR CK DISASTER DONATION	.00	.00	.00	.00
RECEIVABLES	.00	.00	.00	.00
FUND TOTALS	.00	.00	.00	.00
2019 016 JUVENILE PROBATION				
CASH - JUVENILE PROBATION	37,686.52	16,037.75	33,532.90	20,191.37
CASH-OPERATING	.00	.00	.00	.00
C D INVESTMENT	.00	.00	.00	.00
RECEIVABLES	.00	.00	.00	.00
TEXPOOL INVESTMENTS	145,573.87	268.46	.00	145,842.33
CD INVESTMENT	.00	.00	.00	.00
GB MONEY MARKET	.00	.00	.00	.00
STATE BANK MONEY MARKET	182,160.74	261.88	16,000.00	166,422.67
FUND TOTALS	365,421.18	16,568.09	49,532.90	332,456.37
2019 017 ADULT PROBATION				
CASH OPERATING-ADULT	34,815.76	47,149.38	57,610.21	24,354.93
CASH-OPERATING	.00	.00	.00	.00
C D INVESTMENT	.00	.00	.00	.00
RECEIVABLES	.00	37,064.75	.00	37,064.75
TEXPOOL INVESTMENTS	110,525.04	203.83	.00	110,728.87
CD INVESTMENT	.00	.00	.00	.00
GB MONEY MARKET	.00	.00	.00	.00
STATE BANK MONEY MARKET	107,115.85	220.97	18,000.00	89,336.82
FUND TOTALS	252,456.65	84,638.93	75,610.21	261,485.37
2019 018 CASS CO RESTITUTION CENTER				
RESTITUTION CENTER	.00	.00	.00	.00
CASH OPERATING-RESTITUTION CEN	.00	.00	.00	.00
CASH TO OPEN FNB BANK ACCT.	.00	.00	.00	.00
RECEIVABLES	.00	.00	.00	.00
TEXPOOL INVESTMENTS	.00	.00	.00	.00
C D INVESTMENT	.00	.00	.00	.00
CD INVESTMENT	.00	.00	.00	.00
FUND TOTALS	.00	.00	.00	.00
2019 019 SATP TRACK III				
CASH	9,618.77	1,585.99	10,098.17	1,106.59
CASH-OPERATING	.00	.00	.00	.00
RECEIVABLES	.00	.00	.00	.00
CD INVESTMENTS	.00	.00	.00	.00
GB MONEY MARKET	.00	.00	.00	.00
STATE BANK MONEY MARKET	.00	.00	.00	.00
FUND TOTALS	9,618.77	1,585.99	10,098.17	1,106.59
2019 020 COMMUNITY SERVICE RESTITUTION				
CASH OPERATING-CSR	1,313.60	3,544.94	4,411.70	446.84
CASH-OPERATING	.00	.00	.00	.00
RECEIVABLES	.00	.00	.00	.00
CD INVESTMENTS	.00	.00	.00	.00

ACCOUNT NAME	BEGINNING CASH BALANCE	CASH RECEIPTS	CASH DISBURSEMENTS	ENDING CASH BALANCE
2019 021 ROAD AND BRIDGE #1				
CASH-ROAD & BRIDGE#1 OPERATING	9,751.19	59,382.25	59,289.37	9,844.07
C D INVESTMENT	.00	.00	.00	.00
RECEIVABLES	.00	.00	.00	.00
TEXPOOL INVESTMENTS	84,872.44	156.52	.00	85,028.96
CD INVESTMENT	.00	.00	.00	.00
MAIN GB MONEY MARKET	.00	.00	.00	.00
STATE BANK MONEY MARKET	222,159.38	324.22	3,000.00	219,483.60
TCLASS MONEY MARKET	554,174.41	1,030.26	.00	555,204.67
FUND TOTALS	870,957.42	60,893.25	62,289.37	869,561.30
2019 022 ROAD AND BRIDGE #2				
CASH-ROAD & BRIDGE#2 OPERATING	9,254.55	56,628.88	56,116.79	9,766.64
C D INVESTMENT	.00	.00	.00	.00
RECEIVABLES	.00	.00	.00	.00
TEXPOOL INVESTMENTS	94,936.74	175.08	.00	95,111.82
CD INVESTMENT	.00	.00	.00	.00
GB MONEY MARKET	.00	.00	.00	.00
STATE BANK MONEY MARKET	172,397.85	12,255.78	.00	184,653.63
TCLASS MONEY MARKET	166,007.98	308.62	.00	166,316.60
FUND TOTALS	442,597.12	69,368.36	56,116.79	455,848.69
2019 023 ROAD AND BRIDGE #3				
CASH - ROAD & BRIDGE #3 OPER	9,700.61	49,124.68	48,993.76	9,831.53
CASH-OPERATING	.00	.00	.00	.00
C D INVESTMENT	.00	.00	.00	.00
RECEIVABLES	.00	.00	.00	.00
TEXPOOL INVESTMENTS	28,141.07	51.89	.00	28,192.96
CD INVESTMENT	.00	.00	.00	.00
GB MONEY MARKET	.00	.00	.00	.00
STATE BANK MONEY MARKET	246,319.68	355.48	17,000.00	229,675.16
TCLASS INVESTMENT POOL	51,728.36	96.16	.00	51,824.52
FUND TOTALS	335,889.72	49,628.21	65,993.76	319,524.17
2019 024 ROAD AND BRIDGE #4				
CASH-ROAD & BRIDGE#4 OPERAT.	10,414.84	42,562.34	42,997.63	9,979.55
CASH-OPERATING	.00	.00	.00	.00
C D INVESTMENT	.00	.00	.00	.00
RECEIVABLES	.00	.00	.00	.00
TEXPOOL INVESTMENTS	80,459.95	148.38	.00	80,608.33
CD INVESTMENT	.00	.00	.00	.00
MAIN GB MONEY MARKET	.00	.00	.00	.00
STATE BANK MONEY MARKET	284,569.07	414.67	6,000.00	278,983.74
TCLASS INVESTMENT POOL	20,691.24	38.46	.00	20,729.70
FUND TOTALS	396,135.10	43,163.85	48,997.63	390,301.32
2019 025 AIP PROGRAM				
CASH-	36,418.79	.00	.00	36,418.79
CASH-OPERATING	.00	.00	.00	.00
CD INVESTMENTS	.00	.00	.00	.00
RECEIVABLES	.00	.00	.00	.00

ACCOUNT NAME	BEGINNING CASH BALANCE	CASH RECEIPTS	CASH DISBURSEMENTS	ENDING CASH BALANCE
2019 026 CASS COUNTY RESOURCE RECOVERY CASS CO. RESOURCE REC/ CASH	.00	.00	.00	.00
RECEIVABLES	.00	.00	.00	.00
INVESTMENTS	.00	.00	.00	.00
FUND TOTALS	36,418.79-	.00	.00	36,418.79-
2019 027 COUNTY CLERK ARCHIVE FUND PRESERVATION- CASH ACCT.	.00	.00	.00	.00
FUND TOTALS	.00	.00	.00	.00
2019 028 CASS COUNTY PARK CASS COUNTY PARKS	.00	.00	.00	.00
CASH OPERATING - CC PARKS	26,167.04-	.00	147.94-	26,314.98-
CASH-OPERATING	.00	.00	.00	.00
INVESTMENTS	.00	.00	.00	.00
FUND TOTALS	26,167.04-	.00	147.94-	26,314.98-
2019 029 FEDERAL-ROAD IMPROVMT 0710197 CASH-	1,838.22	2.43	.00	1,840.65
CASH OPERATING	.00	.00	.00	.00
RECEIVABLES-ROAD IMPROVEMENT	.00	.00	.00	.00
INVESTMENTS-ROAD IMPROVEMENT	.00	.00	.00	.00
INVESTMENTS-ROAD IMPROV	.00	.00	.00	.00
FUND TOTALS	1,838.22	2.43	.00	1,840.65
2019 030 LINDEN ENTERPRISE FUND CASH	24.06	.03	.00	24.09
CASH-OPERATING	.00	.00	.00	.00
INVESTMENTS	.00	.00	.00	.00
CD INVESTMENTS	.00	.00	.00	.00
MONEY MARKET GB	.00	.00	.00	.00
STATE BANK MONEY MARKET	.00	.00	.00	.00
FUND TOTALS	24.06	.03	.00	24.09
2019 031 EMG WATERSHED AG-7442-C-110010 CASH	.00	.00	.00	.00
RECEIVABLES	.00	.00	.00	.00
INVESTMENTS-ROAD IMPROVEMENT	.00	.00	.00	.00
INVESTMENTS	.00	.00	.00	.00
FUND TOTALS	.00	.00	.00	.00
2019 032 FEDERAL IMPROVEMENT 0711037 CASH	.47	.00	.00	.47
RECEIVABLES	.00	.00	.00	.00
INVESTMENTS	.00	.00	.00	.00
INVESTMENTS	.00	.00	.00	.00
FUND TOTALS	.47	.00	.00	.47
2019 033 SATT PROGRAM CASH	.00	.00	.00	.00
CD INVESTMENTS	.00	.00	.00	.00
RECIEVABLES	.00	.00	.00	.00
INVESTMENTS	.00	.00	.00	.00

ACCOUNT NAME	BEGINNING CASH BALANCE	CASH RECEIPTS	CASH DISBURSEMENTS	ENDING CASH BALANCE
2019 034 MENTAL HEALTH INITIATIVE PRG				
CASH	30,852.20	.00	6,345.05	24,507.15
CASH-OPERATING	.00	.00	.00	.00
CD INVESTMENTS	.00	.00	.00	.00
RECEIVABLES	.00	.00	.00	.00
INVESTMENTS	.00	.00	.00	.00
CD INVESTMENTS	.00	.00	.00	.00
MONEY MARKET GB	.00	.00	.00	.00
STATE BANK MONEY MARKET	.00	.00	.00	.00
FUND TOTALS	30,852.20	.00	6,345.05	24,507.15
2019 035 CIVIL CHILD SUPPORT PROGRAM				
CASH	25,589.29	943.59	404.99	26,126.89
CASH-OPERATING	.00	.00	.00	.00
CD INVESTMENTS	.00	.00	.00	.00
RECEIVABLES	.00	.00	.00	.00
CD INVESTMENTS	.00	.00	.00	.00
GB MONEY MARKET	.00	.00	.00	.00
STATE BANK MONEY MARKET	47,500.00	.00	.00	47,500.00
FUND TOTALS	73,088.29	943.59	404.99	73,626.89
2019 036 FEMA DR-1999-TX 2011 WILDFIRES				
CASH- 1999 FEMA WILDFIRES	10.11	.01	.00	10.12
CASH-OPERATING	.00	.00	.00	.00
RECEIVABLES	.00	.00	.00	.00
INVESTMENTS	.00	.00	.00	.00
INTEREST DISTRIBUTION	.00	.00	.00	.00
FUND TOTALS	10.11	.01	.00	10.12
2019 037 HIGH RISK TREATMENT PROGRAM				
CASH	12,122.15	.00	10,699.85	1,422.30
CASH-OPERATING	.00	.00	.00	.00
CD INVESTMENTS	.00	.00	.00	.00
RECEIVABLES	.00	.00	.00	.00
INVESTMENTS	.00	.00	.00	.00
GB MONEY MARKET	.00	.00	.00	.00
STATE BANK MONEY MARKET	.00	.00	.00	.00
FUND TOTALS	12,122.15	.00	10,699.85	1,422.30
2019 038 BEAR CREEK FMAG 2965-2011				
CASH	4,292.26	5.68	.00	4,297.94
CASH OPERATING	.00	.00	.00	.00
RECEIVABLES	.00	.00	.00	.00
CD INVESTMENTS	.00	.00	.00	.00
INVESTMENTS	.00	.00	.00	.00
MONEY MARKET GB	.00	.00	.00	.00
FUND TOTALS	4,292.26	5.68	.00	4,297.94
2019 039 TEXAS CDBG CONTRACT 713069				
CASH	9.88	.01	.00	9.89
RECEIVABLES	.00	.00	.00	.00
INVESTMENTS	.00	.00	.00	.00
FUND TOTALS	9.88	.01	.00	9.89

ACCOUNT NAME	BEGINNING CASH BALANCE	CASH RECEIPTS	CASH DISBURSEMENTS	ENDING CASH BALANCE
2019 040 TEXAS CDBG CONTRACT 7216247				
CASH	490.13	.64	.00	490.77
INVESTMENTS	.00	.00	.00	.00
INVESTMENTS	.00	.00	.00	.00
GB MONEY MARKET	.00	.00	.00	.00
STATE BANK MONEY MARKET	.00	.00	.00	.00
FUND TOTALS	490.13	.64	.00	490.77
2019 041 LAW LIBRARY				
CASH - LAW LIBRARY OPERATING	20,603.40-	1,505.00	1,406.61-	20,505.01-
CASH OPERATING	.00	.00	.00	.00
C D INVESTMENT	.00	.00	.00	.00
RECEIVABLES	.00	.00	.00	.00
CD INVESTMENT	.00	.00	.00	.00
FUND TOTALS	20,603.40-	1,505.00	1,406.61-	20,505.01-
2019 042 INDIGENT DEFENSE GRANT (SB7)				
INDIGENT DEFENSE GRANT (SB7)	.00	.00	.00	.00
CASH - INDIGENT DEFENSE	38,919.79	51.70	.00	38,971.49
CASH OPERATING	.00	.00	.00	.00
CD INVESTMENT	.00	.00	.00	.00
RECEIVABLES	.00	.00	.00	.00
TEXPOOL INVESTMENTS	.00	.00	.00	.00
BANK INVESTMENTS	.00	.00	.00	.00
MONEY MARKET GB	.00	.00	.00	.00
STATE BANK MONEY MARKET	.16	.00	.00	.00
FUND TOTALS	38,919.95	51.70	.16-	38,971.49
2019 043 DIST ATT, ESCROW ACCOUNT				
DIST ATT, ESCROW ACCOUNT	.00	.00	.00	.00
CASH OPERATING-DA ESCROW ACCT	320.26	.42	.00	320.68
CASH OPERATING	.00	.00	.00	.00
C D INVESTMENT	.00	.00	.00	.00
RECEIVABLES	.00	.00	.00	.00
INVESTMENTS	.00	.00	.00	.00
CD INVESTMENT	.00	.00	.00	.00
MONEY MARKET GB	.00	.00	.00	.00
STATE BANK MONEY MARKET	.00	.00	.00	.00
FUND TOTALS	320.26	.42	.00	320.68
2019 044 C.D.A.FORFEITURE ACCOUNT				
C.D.A.FORFEITURE ACCOUNT	.00	.00	.00	.00
CASH OPERATING-CDA FORFEITURE	9,978.04	13.36	.00	9,991.40
CASH OPERATING	.00	.00	.00	.00
C D INVESTMENT	.00	.00	.00	.00
RECEIVABLES	.00	.00	.00	.00
TEXPOOL INVESTMENTS	.15	.00	.15-	.00
CD INVESTMENT	.00	.00	.00	.00
GB MONEY MARKET	.00	.00	.00	.00
STATE BANK MONEY MARKET	34,814.38	50.94	.00	34,865.32
FUND TOTALS	44,792.57	64.30	.15-	44,856.72
2020 045 REGIONAL INTRASTATE TASK FORCE				
ARK-LA-TEX NARC TASK FORCE	.00	.00	.00	.00
REGIONAL TASK FRC CASH	921.34	1.22	.00	922.56

ACCOUNT NAME	BEGINNING CASH BALANCE	CASH RECEIPTS	CASH DISBURSEMENTS	ENDING CASH BALANCE
2020 046 TASK FORCE PROGRAM INCOME				
TASK FORCE PROGRAM INCOME	.00	.00	.00	.00
TF PROGRAM INCOME-CASH	8,200.72	10.86	.00	8,211.58
CASH OPERATING	.00	.00	.00	.00
CD INVESTMENTS	.00	.00	.00	.00
RECEIVABLES	.00	.00	.00	.00
INVESTMENTS	.00	.00	.00	.00
CD INVESTMENTS	.00	.00	.00	.00
STATE BANK MONEY MARKET	.00	.00	.00	.00
FUND TOTALS	921.34	1.22	.00	922.56
2019 047 CDA-STATE FUNDS				
CDA STATE FUNDS	.00	.00	.00	.00
CASH	4,137.37	5.09	1,466.94	2,675.52
CASH OPERATING	.00	.00	.00	.00
CD INVESTMENTS	.00	.00	.00	.00
RECEIVABLES	.00	.00	.00	.00
INVESTMENTS	.00	.00	.00	.00
CD INVESTMENTS	.00	.00	.00	.00
FUND TOTALS	4,137.37	5.09	1,466.94	2,675.52
2019 048 TEXAS HISTORICAL GRANT				
CASH	.00	.00	.00	.00
CASH OPERATING	5,016.66	6.64	.00	5,023.30
CD INVESTMENTS	.00	.00	.00	.00
RECEIVABLES	.00	.00	.00	.00
INVESTMENTS	.00	.00	.00	.00
CD INVESTMENTS	.00	.00	.00	.00
STATE BANK MONEY MARKET	.00	.00	.00	.00
FUND TOTALS	22,697.29	33.21	.00	22,730.50
	27,713.95	39.85	.00	27,753.80
2019 050 ARK LA TEX SEIZ/FOREFT.FUND				
ARK-LA-TEX FORF/SEIZ.	.00	.00	.00	.00
CASH	268.45	.00	.00	268.45
CASH OPERATING	.00	.00	.00	.00
CD INVESTMENTS	.00	.00	.00	.00
INVESTMENTS	.00	.00	.00	.00
CD INVESTMENT	.00	.00	.00	.00
FUND TOTALS	268.45	.00	.00	268.45
2019 051 CDA FORFEITURE FUNDS				
CDA FEDERAL FORFEITURES FUND	.00	.00	.00	.00
CASH	11,415.24	15.11	.00	11,430.35
CASH-OPERATING	.00	.00	.00	.00
C D INVESTMENTS	.00	.00	.00	.00
TEXPOOL INVESTMENTS	.00	.00	.00	.00
CD INVESTMENT	.00	.00	.00	.00

ACCOUNT NAME	BEGINNING CASH BALANCE	CASH RECEIPTS	CASH DISBURSEMENTS	ENDING CASH BALANCE
2019 052 SHERIFF FEDERAL FORFEITURES				
MONEY MARKET	10,639.04	.00	.00	.00
STATE BANK MONEY MARKET	22,054.28	15.56	.00	10,654.60
FUND TOTALS		30.67	.00	22,084.95
CASH	.00	.00	.00	.00
CASH-OPERATING	4,462.47	5.90	.00	4,468.37
C D INVESTMENTS	.00	.00	.00	.00
INVESTMENTS	.00	.00	.00	.00
CD INVESTMENTS	.00	.00	.00	.00
MONEY MARKET GB	.00	.00	.00	.00
STATE BANK MONEY MARKET	.00	.00	.00	.00
FUND TOTALS	4,462.47	5.90	.00	4,468.37
2019 055 HOME GRANT PROJECTS 2017				
CASH	.00	.00	.00	.00
CASH	4,012.91	749,640.61	724,050.00	21,577.70
CD INVESTMENTS	.00	.00	.00	.00
A/R	.00	.00	.00	.00
RECEIVABLES	.00	.00	.00	.00
FUND TOTALS	4,012.91	749,640.61	724,050.00	21,577.70
2019 060 MENTAL HEALTH PROGRAM # 4				
CASH	.00	.00	.00	.00
CD INVESTMENTS	.00	.00	.00	.00
RECIEVABLES	.00	.00	.00	.00
INVESTMENTS	.00	.00	.00	.00
MONEY MARKET GB	.00	.00	.00	.00
STATE BANK MONEY MARKET	.00	.00	.00	.00
FUND TOTALS	.00	.00	.00	.00
2019 061 AGGRESSIVE BEHAVIOR PROGRAM#20				
CASH	3,525.30	.00	3,525.30	.00
CD INVESTMENTS	.00	.00	.00	.00
RECEIVABLES	.00	.00	.00	.00
INVESTMENTS	.00	.00	.00	.00
GB MONEY MARKET	.00	.00	.00	.00
STATE BANK MONEY MARKET	.00	.00	.00	.00
FUND TOTALS	3,525.30	.00	3,525.30	.00
2019 062 CTIF-01-034 TXDOT GRANT				
CASH	747.65	.99	.00	748.64
GB MONEY MARKET	.00	.00	.00	.00
STATE BANK MONEY MARKET	.00	.00	.00	.00
FUND TOTALS	747.65	.99	.00	748.64
2019 063 CASS COUNTY DRUG COURT				
CASH	2,145.29	12,012.70	14,157.99	.00
CD INVESTMENTS	.00	.00	.00	.00
RECEIVABLES	.00	.00	.00	.00
INVESTMENTS	.00	.00	.00	.00
GB MONEY MARKET	.00	.00	.00	.00
FUND TOTALS	2,145.29	12,012.70	14,157.99	.00
2019 064 VETERANS PROGRAM				
CASH	8,734.95	.00	.00	8,734.95

ACCOUNT NAME	BEGINNING CASH BALANCE	CASH RECEIPTS	CASH DISBURSEMENTS	ENDING CASH BALANCE
2019 065 FEMA 4269				
CASH	534.92	.70	.00	535.62
GB MONEY MARKET	.00	.00	.00	.00
STATE BANK MONEY MARKET	.00	.00	.00	.00
FUND TOTALS	534.92	.70	.00	535.62
2019 066 FINANCIAL RESPONSIBILITY PROG				
FINANCIAL RESPONSIBILITY PGM				
CASH	3,374.95	.00	3,374.95-	.00
CD INVESTMENTS	.00	.00	.00	.00
RECEIVABLES	.00	.00	.00	.00
INVESTMENTS	.00	.00	.00	.00
GB MONEY MARKET	.00	.00	.00	.00
STATE BANK MONEY MARKET	.00	.00	.00	.00
FUND TOTALS	3,374.95	.00	3,374.95-	.00
2019 066 NO FUND RECORD				
CASH-PRE-TRIAL DIVERSION	.00	.00	.00	.00
RECIEVABLES	.00	.00	.00	.00
FUND TOTALS	.00	.00	.00	.00
2019 070 RIGHT OF WAY FUND				
CASH -RIGHT OF WAY OPERATING	15,114.40	76.90	.00	15,191.30
CASH-OPERATING	.00	.00	.00	.00
C D INVESTMENT	.00	.00	.00	.00
RECEIVABLES	.00	.00	.00	.00
TEXPOOL INVESTMENTS	.11	.00	.11-	.00
CD INVESTMENT	.00	.00	.00	.00
MAIN MONEY MARKET GB	.00	.00	.00	.00
STATE BANK MONEY MARKET	103,058.51	150.80	.00	103,209.31
FUND TOTALS	118,173.02	227.70	.11-	118,400.61
2019 072 CASS COUNTY FORESTRY FUND				
CASH-CASS COUNTY FORESTRY FUND	19,493.83	24.62	3,362.00-	16,156.45
CASH OPERATING	.00	.00	.00	.00
C D INVESTMENT	.00	.00	.00	.00
RECEIVABLES	.00	.00	.00	.00
INVESTMENTS	48,748.28	89.90	.00	48,838.18
CD INVESTMENT	.00	.00	.00	.00
MAIN GB MONEY MARKET	.00	.00	.00	.00
STATE BANK MONEY MARKET	795,929.23	1,164.75	.00	797,093.98
MAIN TEXAR CD	.00	.00	.00	.00
TCLASS INVESTMENT POOL	.00	.00	.00	.00
FUND TOTALS	864,171.34	1,279.27	3,362.00-	862,088.61
2019 080 CASS COUNTY JAIL CONSTRUCTION				
CASH-CASS CO JAIL CONST	.00	.00	.00	.00
C D INVESTMENT	.00	.00	.00	.00
RECEIVABLES	.00	.00	.00	.00
INVESTMENTS-CC JAIL CONST	.00	.00	.00	.00

ACCOUNT NAME	BEGINNING CASH BALANCE	CASH RECEIPTS	CASH DISBURSEMENTS	ENDING CASH BALANCE
2019 081 CC JAIL INT & SINKING				
CASH-CC JAIL INT & SINKING	.00	.00	.00	.00
C D INVESTMENT	.00	.00	.00	.00
RECEIVABLES	.00	.00	.00	.00
INVESTMENTS	.00	.00	.00	.00
BANK INVESTMENT	.00	.00	.00	.00
FUND TOTALS	.00	.00	.00	.00
2019 082 RESOURCE RECOVERY I&S				
CASH-CC RESOURCE RECOVERY	.00	.00	.00	.00
PETTY CASH	.00	.00	.00	.00
C D INVESTMENT	.00	.00	.00	.00
RECEIVABLES	.00	.00	.00	.00
INVESTMENTS	.00	.00	.00	.00
BANK INVESTMENT	.00	.00	.00	.00
FUND TOTALS	.00	.00	.00	.00
2019 083 RESOURCE RECOVERY INT&SINKING				
CASH-RES REC INT&SINKING	.00	.00	.00	.00
C D INVESTMENT	.00	.00	.00	.00
RECEIVABLES	.00	.00	.00	.00
INVESTMENTS	.00	.00	.00	.00
BANK INVESTMENT	.00	.00	.00	.00
FUND TOTALS	.00	.00	.00	.00
2019 084 COMBINED INTEREST & SINKING				
COMBINED INTEREST & SINKING	.00	.00	.00	.00
CASH	10,569.85	88.69	.00	10,658.54
CASH-OPERATING	.00	.00	.00	.00
CD INVESTMENT	.00	.00	.00	.00
RECEIVABLES	.00	.00	.00	.00
INVESTMENTS	.00	.00	.00	.00
BANK INVESTMENTS	.00	.00	.00	.00
C I&S STATE BANK MONEY MARKET	397,481.54	6,568.46	.00	404,050.00
C I&S GB MM	.00	.00	.00	.00
FUND TOTALS	408,051.39	6,657.15	.00	414,708.54
2019 085 LAW ENFORC. CONSTRUCTION FUND				
06 CONSTRUCTION & RENOVATION	6,781.44	8.98	.00	6,790.42
CASH OPERATING	.00	.00	.00	.00
C D INVESTMENT	.00	.00	.00	.00
INVESTMENTS	12,308.46	22.69	.00	12,331.15
CD INVESTMENTS	.00	.00	.00	.00
MAIN MONEY MARKET GB	.00	.00	.00	.00
STATE BANK MONEY MARKET	.00	.00	.00	.00
FUND TOTALS	19,089.90	31.67	.00	19,121.57
2019 086 INTEREST & SINKING SERIES 2016				
CASH	8,275.56	69.43	.00	8,344.99
CASH OPERATING	.00	.00	.00	.00
CD INVESTMENTS	.00	.00	.00	.00
RECEIVABLES	.00	.00	.00	.00
INVESTMENTS	.00	.00	.00	.00
BANK INVESTMENTS	.00	.00	.00	.00

ACCOUNT NAME	BEGINNING CASH BALANCE	CASH RECEIPTS	CASH DISBURSEMENTS	ENDING CASH BALANCE
CI&S STATE BANK MONEY MARKET	49,039.37	1,813.81	.00	50,853.18
CI&S GB MM	.00	.00	.00	.00
FUND TOTALS	57,314.93	1,883.24	.00	59,198.17
2019 089 CDA DISCRETIONARY FUND				
CASH	7,421.29	506.35	106.68	7,820.96
CASH-OPERATING	.00	.00	.00	.00
C D INVESTMENT	.00	.00	.00	.00
RECEIVABLES	.00	.00	.00	.00
FUND TOTALS	7,421.29	506.35	106.68	7,820.96
2019 090 PAYROLL FUND				
PAYROLL FUND	.00	.00	.00	.00
PAYROLL CASH	12,035.80	.00	.00	12,035.80
CASH OPERATING	.00	.00	.00	.00
FUND TOTALS	12,035.80	.00	.00	12,035.80
2019 096 GENERAL FIXED ASSETS				
CASH	.00	.00	.00	.00
LAND, BLDGS & IMPROVEMENTS	.00	.00	.00	.00
EQUIP, FURN, & FIXTURES	.00	.00	.00	.00
CAPITAL LEASE ASSETS (AUTOS)	.00	.00	.00	.00
CONSTRUCTION IN PROGRESS	.00	.00	.00	.00
FUND TOTALS	.00	.00	.00	.00
2019 097 GENERAL LONG TERM DEBT				
CASH	.00	.00	.00	.00
FUND TOTALS	.00	.00	.00	.00
GRAND TOTALS	11,876,444.12	2,211,547.95	2,778,555.01	11,309,437.06

FUND NAME	CHECKING ACCOUNT	CHECKING AMOUNT	TDOA ACCOUNT	TDOA AMOUNT	FUND TOTAL
2019 010 GENERAL FUND	MAIN	189,652.32	MAIN TDOA MAIN GB MM MAIN SB MM MAIN TCLAS MAIN TA CD	155,813.94 3,005,609.85 2,235,867.33 153,974.90	5,740,918.34
2019 011 DISTRICT & CO COURT@LAW FUNMAIN		199,093.03-	MAIN TDOA MAIN GB MM MAIN SB MM		199,093.03-
2019 012 MAIN ROAD & BRIDGE	MAIN	114,647.66	MAIN TDOA MAIN GB MM MAIN SB MM MAIN TCLAS	242,453.42	357,101.08
2019 013 H.A.V.A.	MAIN	5,384.92	MAIN TDOA		5,384.92
2019 014 TOBACCO SETTLEMENT	MAIN	17,655.56	MAIN TDOA MAIN GB MM MAIN RR CD MAIN SB MM MAIN DC CD MAIN RR SV MAIN TX CD	58,727.57 246,758.17 470,672.98 246,153.50 15.29	1,040,008.07
2019 015 BEAR CK DISASTER DONATION BRCREEK				25.00	
2019 016 JUVENILE PROBATION	MAIN	20,191.37	MAIN TDOA MAIN GB MM MAIN SB MM	145,842.33 166,422.67	332,456.37
2019 017 ADULT PROBATION	MAIN	24,354.93	MAIN TDOA MAIN GB MM MAIN SB MM	110,728.87 89,336.82	224,420.62
2019 018 CASS CO RESTITUTION CENTER	MAIN		MAIN TDOA		
2019 019 SATP TRACK III	MAIN	1,106.59	MAIN GB MM MAIN SB MM		1,106.59
2019 020 COMMUNITY SERVICE RESTITUTIMAIN		446.84	MAIN GB MM MAIN SB MM		446.84
2019 021 ROAD AND BRIDGE #1	MAIN	9,844.07	MAIN TDOA MAIN GB MM MAIN SB MM MAIN TCLAS	85,028.96 219,483.60 555,204.67	869,561.30
2019 022 ROAD AND BRIDGE #2	MAIN	9,766.64	MAIN TDOA MAIN GB MM MAIN SB MM MAIN TCLAS	95,111.82 184,653.63 166,316.60	455,848.69
2019 023 ROAD AND BRIDGE #3	MAIN	9,831.53	MAIN TDOA MAIN GB MM	28,192.96	

37,064.75 = 261,485.37

FUND NAME	CHECKING ACCOUNT	CHECKING AMOUNT	TDOA ACCOUNT	TDOA AMOUNT	FUND TOTAL
2019 024 ROAD AND BRIDGE #4	MAIN	9,979.55	MAIN SB MM MAIN TCLAS	229,675.16 51,824.52	319,524.17
2019 025 AIP PROGRAM	MAIN	36,418.79	MAIN TDOA	80,608.33	36,418.79
2019 026 CASS COUNTY RESOURCE RECOVERMAIN			MAIN TDOA		
2019 027 COUNTY CLERK ARCHIVE FUND	MAIN		MAIN GB MM MAIN SB MM MAIN TCLAS	278,983.74 20,729.70	390,301.32
2019 028 CASS COUNTY PARK	MAIN	26,314.98	MAIN TDOA		26,314.98
2019 029 FEDERAL-ROAD IMPROVMT 071019MAIN	MAIN	1,840.65	MAIN TDOA		1,840.65
2019 030 LINDEN ENTERPRISE FUND	MAIN	24.09	MAIN TDOA MAIN GB MM MAIN SB MM		24.09
2019 031 EMG WATERSHED AG-7442-C-1100MAIN			MAIN TDOA		
2019 032 FEDERAL IMPROVEMENT 07111037 MAIN	MAIN	.47	MAIN TDOA		.47
2019 033 SATT PROGRAM	MAIN		MAIN TDOA		
2019 034 MENTAL HEALTH INITIATIVE PRGMAIN	MAIN	24,507.15	MAIN TDOA MAIN GB MM MAIN SB MM		24,507.15
2019 035 CIVIL CHLD SUPPORT PROGRAM MAIN	MAIN	26,126.89	MAIN GB MM MAIN SB MM	47,500.00	73,626.89
2019 036 FEMA DR-1999-TX 2011 WILDFIRMAIN	MAIN	10.12	MAIN TDOA		10.12
2019 037 HIGH RISK TREATMENT PROGRAM MAIN	MAIN	1,422.30	MAIN TDOA MAIN GB MM MAIN SB MM		1,422.30
2019 038 BEAR CREEK FMAG 2965-2011	MAIN	4,297.94	MAIN TDOA MAIN GB MM		4,297.94
2019 039 TEXAS CDBG CONTRACT 713069	MAIN	9.89			9.89
2019 040 TEXAS CDBG CONTRACT 7216247	MAIN	490.77	MAIN GB MM MAIN SB MM		490.77
2019 041 LAW LIBRARY	MAIN	20,505.01			20,505.01
2019 042 INDIGENT DEFENSE GRANT (SB7)MAIN	MAIN	38,971.49	MAIN TDOA MAIN GB MM MAIN SB MM		38,971.49

FUND NAME	CHECKING ACCOUNT	CHECKING AMOUNT	TDOA ACCOUNT	TDOA AMOUNT	FUND TOTAL
2019 043 DIST ATT, ESCROW ACCOUNT	MAIN	320.68	MAIN TDOA MAIN GB MM MAIN SB MM		320.68
2019 044 C.D.A.FORFEITURE ACCOUNT	MAIN	9,991.40	MAIN TDOA MAIN GB MM MAIN SB MM	34,865.32	44,856.72
2020 045 REGIONAL INTRASTATE TASK FORMAIN		922.56	MAIN SB MM		922.56
2020 046 TASK FORCEE PROGRAM INCOME	MAIN	8,211.58	MAIN GB MM MAIN SB MM	36,427.15	44,638.73
2019 047 CDA-STATE FUNDS	MAIN	2,675.52	MAIN TDOA		2,675.52
2019 048 TEXAS HISTORICAL GRANT	MAIN	5,023.30	MAIN GB MM MAIN SB MM	22,730.50	27,753.80
2019 050 ARK LA TEX SEIZ/FORFT.FUND	MAIN	268.45-			268.45-
2019 051 CDA FORFEITURE FUNDS	MAIN	11,430.35	MAIN TDOA MAIN GB MM MAIN SB MM	10,654.60	22,084.95
2019 052 SHERIFF FEDERAL FORFEITURES	MAIN	4,468.37	MAIN TDOA MAIN GB MM MAIN SB MM		4,468.37
2019 055 HOME GRANT PROJECTS 2017	MAIN	21,577.70	MAIN TDOA MAIN GB MM MAIN SB MM		21,577.70
2019 060 MENTAL HEALTH PROGRAM # 4	MAIN				
2019 061 AGGRESSIVE BEHAVIOR PROGRAM#MAIN					
2019 062 CTIF-01-034 TXDOT GRANT	MAIN	748.64	MAIN GB MM MAIN SB MM		748.64
2019 063 CASS COUNTY DRUG COURT	MAIN		MAIN TDOA		
2019 064 VETERANS PROGRAM	MAIN	8,734.95	MAIN TDOA MAIN GB MM MAIN SB MM		8,734.95
2019 065 FEMA 4269	MAIN	535.62	MAIN GB MM MAIN SB MM		535.62
2019 066 FINANCIAL RESPONSIBILITY PROMAIN			MAIN TDOA MAIN GB MM MAIN SB MM		
2019 070 RIGHT OF WAY FUND	MAIN	15,191.30	MAIN TDOA MAIN GB MM		

FUND NAME	CHECKING ACCOUNT	CHECKING AMOUNT	TDOA ACCOUNT	TDOA AMOUNT	FUND TOTAL
2019 072 CASS COUNTY FORESTRY FUND	MAIN	16,156.45	MAIN SB MM	103,209.31	118,400.61
			MAIN TDOA	48,838.18	
			MAIN GB MM		
			MAIN SB MM	797,093.98	
			MAIN TX CD		
			MAIN TCLAS		862,088.61
2019 080 CASS COUNTY JAIL CONSTRUCTIOCC JAIL CO			CCJC-TDOA		
			CC JAIL CD		
2019 081 CC JAIL INT & SINKING	CC JAILI&S		CCJIS-TDOA		
			JAIL I&SCD		
2019 082 RESOURCE RECOVERY I&S	CC SW CONS		CCSWC-TDOA		
			SW CONSTCD		
2019 083 RESOURCE RECOVERY INT&SINKINCC SW I&S			CCSWIS-TDO		
			SW I&S CD		
2019 084 COMBINED INTEREST & SINKING CI&S		10,658.54	CI&S	404,050.00	414,708.54
			CI&S SB MM		
			CI&S GB MM		
2019 085 LAW ENFORC. CONSTRUCTION FUNDMAIN		6,790.42	MAIN TDOA	12,331.15	19,121.57
			MAIN GB MM		
			MAIN SB MM		
2019 086 INTEREST & SINKING SERIES 20CI&S		8,344.99	CI&S SB MM	50,853.18	59,198.17
			CI&S GB MM		
2019 089 CDA DISCRETIONARY FUND	MAIN	7,820.96			7,820.96
2019 090 PAYROLL	PAYROLL	12,035.80			12,035.80
2019 096 GENERAL FIXED ASSETS					
2019 097 GENERAL LONG TERM DEBT					
TOTAL		379,602.61		10,892,769.70	11,272,372.31

f 37,004.75
11,309,437.06

CHECK ACCOUNT

ACCOUNT BALANCE - MAIN
ACCOUNT BALANCE - CI&S
ACCOUNT BALANCE - PAYROLL

CHECK

348,563.28
19,003.53
12,035.80

+ 37,064.75 = 385,628.03

TOTAL

379,602.61 + 37,064.75 = 416,667.36

TDOA ACCOUNT

ACCOUNT BALANCE - MAIN TDOA
ACCOUNT BALANCE - MAIN SB MM
ACCOUNT BALANCE - MAIN TCLAS
ACCOUNT BALANCE - MAIN TA CD
ACCOUNT BALANCE - MAIN RR CD
ACCOUNT BALANCE - MAIN DC CD
ACCOUNT BALANCE - MAIN RR SV
ACCOUNT BALANCE - MAIN TX SV
ACCOUNT BALANCE - CI&S SB MM

TDOA

821,224.11
5,939,772.73
3,029,942.82
153,974.90
246,758.17
246,153.50
15.29
25.00
454,903.18

TOTAL

10,892,769.70

10,892,769.70

+ 416,667.36

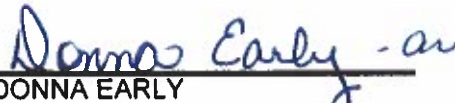
11,309,437.06

**TEXPOOL INVESTMENTS
FOR THE MONTH OF AUGUST, 2019**

FUND	BEGINNING BALANCE	INTEREST & PURCHASES	DECREASE	BOOK VALUE
General	155,526.80	287.14	-	155,813.94
Tobacco Settlement	58,619.47	108.10	-	58,727.57
Juvenile Probation	145,573.87	268.46	-	145,842.33
Adult Probation	110,525.04	203.83	-	110,728.87
R & B # 1	84,872.44	156.52	-	85,028.96
R & B # 2	94,936.74	175.08	-	95,111.82
R & B # 3	28,141.07	51.89	-	28,192.96
R & B # 4	80,459.95	148.38	-	80,608.33
Indigent Defense Grant	-	-	-	-
CDA Forfeiture	0.15	-	0.15	-
CDA - State Funds	-	-	-	-
CDA Federal Forfeiture Fund	-	-	-	-
Right of Way	0.11	-	0.11	-
Forestry	48,748.28	89.90	-	48,838.18
Construction & Renovation	12,308.46	22.69	-	12,331.15
TOTAL	819,712.38	1,511.99	0.26	821,224.11 ✓

Attached is a letter from TexPool stating the book and market value of their funds.

RESPECTFULLY SUBMITTED THIS 28TH DAY OF JANUARY, 2020.



DONNA EARLY
 CASS COUNTY TREASURER

**STATE BANK OF DEKALB
FOR THE MONTH OF AUGUST, 2019**

Attached is a copy of Pledged Securities (Letters of Credit).

CLOC	10,070,000.00
FDIC INSURANCE	500,000.00
BOOK VALUE	-
MARKET VALUE PLEDGED	-
ACCOUNT BALANCES	8,312,891.02
PLEDGED EXCESS	2,257,108.98

RESPECTFULLY SUBMITTED THIS 28TH DAY OF JANUARY, 2020.



DONNA EARLY
CASS COUNTY TREASURER

**STATE BANK OF DEKALB GENERAL MM
FOR THE MONTH OF AUGUST, 2019**


FUND	BEGINNING BALANCE	INTEREST & PURCHASES	DECREASE	BOOK VALUE
General	3,352,806.06	4,803.79	352,000.00	3,005,609.85
Main R & B	341,982.25	471.17	100,000.00	242,453.42
Tobacco	469,985.21	687.77	-	470,672.98
Juvenile Probation	182,160.79	261.88	16,000.00	166,422.67
Adult Probation	107,115.85	220.97	18,000.00	89,336.82
R & B 1	222,159.38	324.22	3,000.00	219,483.60
R & B 2	172,397.85	12,255.78	-	184,653.63
R & B 3	246,319.68	355.48	17,000.00	229,675.16
R & B 4	284,569.07	414.67	6,000.00	278,983.74
Linden Enterprise Fund	-	-	-	-
Civil Child Support Prgm.	47,500.00	-	-	47,500.00
Bear Creek FMAG 2965-2011	-	-	-	-
TX CDBG CONTRACT 7216247	-	-	-	-
Indigent Defense Grant	0.16	-	0.16	-
CDA Forfeiture Account	34,814.38	50.94	-	34,865.32
Task Force PI	36,373.93	53.22	-	36,427.15
Texas Historical Grant	22,697.29	33.21	-	22,730.50
CDA Forfeiture Funds	10,639.04	15.56	-	10,654.60
Sheriff Federal Forfeiture	-	-	-	-
CTIF-01-034 TXDOT Grant	-	-	-	-
FEMA 4269	-	-	-	-
Right of Way	103,058.51	150.80	-	103,209.31
Cass County Forestry	795,929.23	1,164.75	-	797,093.98
TOTAL	6,430,508.68	21,264.21	512,000.16	5,939,772.73 ✓

**STATE BANK OF DEKALB CI&S MM
FOR THE MONTH OF AUGUST, 2019**

FUND	BEGINNING BALANCE	INTEREST & PURCHASES	DECREASE	BOOK VALUE
Combined I&S Series 2015	397,481.54	6,568.46	-	404,050.00
I&S Series 2016	49,039.37	1,813.81	-	50,853.18
TOTAL	446,520.91	8,382.27	-	454,903.18 ✓

BALANCE ALL MM ACCOUNTS **6,394,675.91**

RESPECTFULLY SUBMITTED THIS 28TH DAY OF JANUARY, 2020.



 DONNA EARLY
 CASS COUNTY TREASURER

**TEXAS CLASS INVESTMENTS
FOR THE MONTH OF AUGUST, 2019**

FUND	BEGINNING BALANCE	INTEREST & PURCHASES	DECREASE	BOOK VALUE
General	2,231,718.31	4,149.02	-	2,235,867.33
Main R & B	-	-	-	-
R & B 1	554,174.41	1,030.26	-	555,204.67
R & B 2	166,007.98	308.62	-	166,316.60
R & B 3	51,728.36	96.16	-	51,824.52
R & B 4	20,691.24	38.46	-	20,729.70
TOTAL	3,024,320.30	5,622.52	-	3,029,942.82 ✓

Attached is a letter from Texas CLASS stating the book and market value of their funds.


RESPECTFULLY SUBMITTED THIS 28TH DAY OF JANUARY, 2020.


DONNA EARLY
CASS COUNTY TREASURER

**TEXANA BANK CD
FOR THE MONTH OF AUGUST, 2019**

FUND	BEGINNING BALANCE	INTEREST & PURCHASES	DECREASE	BOOK VALUE
General	152,963.21	1,011.69	-	153,974.90
TOTAL	152,963.21	1,011.69	-	153,974.90 ✓
BALANCE ALL ACCOUNTS	153,974.90			
FDIC INSURANCE	153,974.90			

RESPECTFULLY SUBMITTED THIS 28TH DAY OF JANUARY, 2020.



DONNA EARLY
CASS COUNTY TREASURER

**RED RIVER FEDERAL CREDIT UNION SAVINGS
FOR THE MONTH OF AUGUST, 2019**

FUND	BEGINNING BALANCE	INTEREST & PURCHASES	DECREASE	BOOK VALUE
Tobacco	15.29	-	-	15.29
TOTAL	15.29	-	-	15.29 ✓


**RED RIVER FEDERAL CREDIT UNION CD
FOR THE MONTH OF AUGUST, 2019**

FUND	BEGINNING BALANCE	INTEREST & PURCHASES	DECREASE	BOOK VALUE
Tobacco	246,183.18	574.99	-	246,758.17
TOTAL	246,183.18	574.99	-	246,758.17 ✓

BALANCE ALL ACCOUNTS **246,773.46**
 NCUA INSURANCE **246,773.46**

Attached is a list of balances for all county funds in the Red River Federal Credit Union.

RESPECTFULLY SUBMITTED THIS 28TH DAY OF JANUARY, 2020.




 DONNA EARLY
 CASS COUNTY TREASURER

**DOMINO FEDERAL CREDIT UNION CD
FOR THE MONTH OF AUGUST, 2019**

FUND	BEGINNING BALANCE	INTEREST & PURCHASES	DECREASE	BOOK VALUE
Tobacco	245,631.95	521.55	-	246,153.50
TOTAL	245,631.95	521.55	-	246,153.50 ✓
BALANCE ALL ACCOUNTS	246,153.50			
NCUA INSURANCE	246,153.50			

Attached is a list of balances for all county funds in the Domino Federal Credit Union.

RESPECTFULLY SUBMITTED THIS 28TH DAY OF JANUARY, 2020.



DONNA EARLY
CASS COUNTY TREASURER

**TEXAR FEDERAL CREDIT UNION SAVINGS
FOR THE MONTH OF AUGUST, 2019**

FUND	BEGINNING BALANCE	INTEREST & PURCHASES	DECREASE	BOOK VALUE
Tobacco	25.00	-	-	25.00
TOTAL	25.00	-	-	25.00 ✓

**TEXAR FEDERAL CREDIT UNION CD
FOR THE MONTH OF AUGUST, 2019**

FUND	BEGINNING BALANCE	INTEREST & PURCHASES	DECREASE	BOOK VALUE
Tobacco	-	-	-	-
Cass County Forestry	-	-	-	-
TOTAL	-	-	-	-

BALANCE ALL ACCOUNTS
NCUA INSURANCE

25.00
25.00

Attached is a list of balances for all county funds in the TEXAR Federal Credit Union.

RESPECTFULLY SUBMITTED THIS 28TH DAY OF JANUARY, 2020.


 DONNA EARLY
 CASS COUNTY TREASURER