
Cass County Treasurer's Report

2nd Qtr.
FY 2020

**CASS COUNTY TREASURER'S REPORT OF RECEIPTS
FOR THE QUARTER ENDING MARCH 31, 2020**

SOURCE:	JAN	FEB	MAR	QTR 2	QTR 1	YTD TOTAL
Justice of Peace #1	11,826.38	12,584.03	13,542.00	37,952.41	31,160.25	69,112.66
Justice of Peace #2	3,901.75	3,644.15	8,093.25	15,639.15	10,382.80	26,021.95
Justice of Peace #3	14,886.17	23,663.80	25,983.48	64,533.45	45,956.38	110,489.83
Justice of Peace #4	9,799.41	-	15,614.76	25,414.17	16,349.80	41,763.97
Constables	100.00	2,480.51	-	2,580.51	100.00	2,680.51
County Clerk	30,466.00	27,092.29	30,845.00	88,403.29	93,989.96	182,393.25
District Clerk	28,147.85	24,448.19	-	52,596.04	-	52,596.04
Cass County Sheriff	1,085.00	935.00	1,105.00	3,125.00	2,749.00	5,874.00
Tax Collector	1,342,366.03	4,440,223.57	1,512,241.41	7,294,831.01	2,521,502.79	9,816,333.80
State of Texas	17,828.02	22,694.38	16,125.00	56,647.40	96,800.62	153,448.02
State of Texas Reimb	1,823.75	21,562.17	60,829.12	84,215.04	101,407.24	185,622.28
Forfeitures/Seizures	-	-	-	-	-	-
U.S. Treasury	-	-	-	-	-	-
Interest	13,968.23	16,022.59	12,394.90	42,385.72	41,747.60	84,133.32
Royalties	-	565.06	-	565.06	-	565.06
Cass County Park	100.00	-	-	100.00	-	100.00
Sales	378.60	475.20	-	853.80	22,130.01	22,983.81
Miscellaneous	3,820.45	5,239.00	9,672.98	18,732.43	24,668.18	43,400.61
Micellaneous Reimb	7,780.34	4,460.18	3,237.43	15,477.95	11,456.57	26,934.52
Transferred Funds	-	-	-	-	-	-
Sub-Total	1,488,277.98	4,606,090.12	1,709,684.33	7,804,052.43	3,020,401.20	10,824,453.63
AIP Program	-	-	-	-	-	-
DOEP	-	-	-	-	1,004.00	1,004.00
Juvenile Probation	22,592.00	45,189.00	22,592.00	90,373.00	46,488.00	136,861.00
Adult Probation	21,923.17	25,399.44	26,595.00	73,917.61	65,679.01	139,596.62
Misc/Others	5,775.21	7,421.50	6,363.33	19,560.04	29,215.56	48,775.60
State/Others	290.50	85,699.03	192,673.82	278,663.35	229,368.41	508,031.76
CDA Discretionary	171.49	60.00	15.00	246.49	339.84	586.33
Sub-Total	50,752.37	163,768.97	248,239.15	462,760.49	372,094.82	834,855.31
Grand Total	1,539,030.35	4,769,859.09	1,957,923.48	8,266,812.92	3,392,496.02	11,659,308.94
Net Salary	370,311.77	374,350.46	388,277.82	1,132,940.05	1,148,915.68	2,281,855.73

RESPECTFULLY SUBMITTED,

Donna Early

DONNA EARLY
CASS COUNTY TREASURER

**THE CASS COUNTY TREASURER'S REPORT
OF RECEIPTS AND DISBURSEMENTS
FOR THE QUARTER ENDING MARCH 31, 2020**

FUND:	BEG. BALANCE	RECEIVED	DISBURSED	BALANCE
GENERAL	4,942,648.22	13,138,134.37	9,855,561.63	8,225,220.96
JURY	(262,079.35)	269,610.31	119,278.24	(111,747.28)
MAIN ROAD & BRIDGE	218,956.20	1,430,156.53	597,701.84	1,051,410.89
H.A.V.A.	5,406.38	16.72	-	5,423.10
TOBACCO SETTLEMENT	1,046,576.49	4,795.76	-	1,051,372.25
ROAD & BRIDGE #1	766,421.20	329,544.08	282,276.46	813,688.82
ROAD & BRIDGE #2	455,615.71	339,984.61	285,629.34	509,970.98
ROAD & BRIDGE #3	272,828.55	194,167.63	186,446.31	280,549.87
ROAD & BRIDGE #4	375,677.72	219,064.24	192,260.23	402,481.73
CASS COUNTY PARK	(518.58)	1,427.85	14,596.13	(13,686.86)
FEDERAL ROAD IMPROVMT	1,847.97	5.71	-	1,853.68
LINDEN ENTERPRISE FUND	24.16	0.05	-	24.21
FEDERAL IMPROVMT 0711037	0.47	-	-	0.47
FEMA DR-1999 TX 2011 WF	10.14	0.02	-	10.16
BEAR CREEK FMAG 2965-2011	4,315.07	13.35	-	4,328.42
TEXAS CDBG CONTRACT 713069	9.91	0.02	-	9.93
TEXAS CDBG CONTRACT 7216247	492.70	1.51	-	494.21
LAW LIBRARY	(26,272.03)	2,365.00	2,953.80	(26,860.83)
CDA ESCROW	321.94	0.99	-	322.93
CDA FORFEITURE	41,617.00	116.17	827.65	40,905.52
TEXAS HISTORICAL GRANT	27,887.17	77.40	-	27,964.57
VSO DONATIONS FUND	-	1,316.75	661.45	655.30
ARK LA TEX SEIZ/FORFT	(268.45)	-	-	(268.45)
CDA FED FOREITURE FUNDS	22,183.63	64.47	-	22,248.10
SHERIFF FED/FORFT	4,486.18	13.88	-	4,500.06
HOME GRANT PROJECTS 2017	20,429.21	31,726.78	4,074.00	48,081.99
E.O. FERAL HOG ABATEMENT PGM	-	400.00	7,248.03	(6,848.03)
CTIF -01-034 TXDOT GRANT	751.61	2.31	-	753.92
FEMA DR 4223	537.73	1.64	-	539.37
RIGHT OF WAY	120,048.93	4,059.82	-	124,108.75
FORESTRY FUND	770,244.66	2,116.47	9,416.00	762,945.13
COMBINED I & S SERIES 2015	521,655.43	752,746.66	796,750.00	477,652.09
CONST & RENOVATION	19,224.73	64.18	-	19,288.91
I & S 2016	95,103.86	132,053.24	9,982.50	217,174.60
PAYROLL	12,035.80	-	-	12,035.80
SUB-TOTAL	9,458,220.36	16,854,048.52	12,365,663.61	13,946,605.27
JUVENILE PROBATION	362,730.97	149,027.20	124,629.17	387,129.00
ADULT PROBATION	241,524.30	184,226.22	132,089.40	293,661.12
SATP TRACK III	27,468.85	32,225.00	27,628.75	32,065.10
CS RESTITUTION	10,409.97	18,338.00	13,269.00	15,478.97
AIP PROGRAM	(36,418.79)	-	-	(36,418.79)
MENTAL HEALTH INT. PRG.	12,392.29	21,301.00	25,103.15	8,590.14
CIVIL CHILD SUPPORT PRG.	77,819.89	2,918.00	782.56	79,955.33
HIGH RISK TREATMENT PRG.	18,953.72	29,616.00	29,491.82	19,077.90
AGGRESSIVE BEHAVIOR PRG. #20	1,997.27	2,002.73	4,000.00	-
CASS COUNTY DRUG COURT	13,740.02	79,324.20	112,985.68	(19,921.46)
VETERANS PROGRAM	16,819.95	3,360.00	-	20,179.95
PRE-TRIAL DIVERSION	8,688.22	10,000.00	8,484.56	10,203.66
INDIGENT DEFENSE	42,139.17	130.52	-	42,269.69
TASK FORCE	926.22	2.84	-	929.06
TASK FORCE P.I.	44,853.13	124.58	-	44,977.71
CDA STATE FUNDS	6,006.70	13,840.20	13,349.67	6,497.23
CDA DISCRETIONARY	7,998.37	271.41	245.67	8,024.11
SUB-TOTAL	858,050.25	546,707.90	492,059.43	912,698.72
GRAND TOTAL	10,316,270.61	17,400,756.42	12,857,723.04	14,859,303.99

RESPECTFULLY SUBMITTED,

Donna Early

DONNA EARLY
CASS COUNTY TREASURER

THE CASS COUNTY TREASURER'S REPORT
OF RECEIPTS AND DISBURSEMENTS
FOR THE QUARTER ENDING MARCH 31, 2020

CERTIFICATION

WE, THE UNDERSIGNED, certify that we have actually and fully inspected and counted all actual cash and assets in the hands of said Treasurer for the period beginning January 1, 2020 and ending March 31, 2020 and find the same to be true and correct and order same to be entered upon the minutes of said court as required by Local Government Code, Sec. 114.026.

WITNESS OUR HAND, OFFICIALLY THIS 26TH DAY OF MAY, 2020.



COMMISSIONER, PRECINCT 1



COMMISSIONER, PRECINCT 2



COMMISSIONER, PRECINCT 3



COMMISSIONER, PRECINCT 4



COUNTY JUDGE

SWORN TO AND SUBSCRIBED BY EACH OF THE ABOVE, RESPECTIVELY, ON THIS THE 26TH DAY OF MAY, 2020.





COUNTY CLERK

ACCOUNT NAME	BEGINNING CASH BALANCE	CASH RECEIPTS	CASH DISBURSEMENTS	ENDING CASH BALANCE
2020 010 GENERAL FUND				
CASH	492,308.58	8,169,092.60	8,095,561.63	565,839.55
CASH-OPERATING	.00	.00	.00	.00
RECEIVABLES	.00	.00	.00	.00
TEXPOOL INVESTMENTS	156,775.91	544.55	.00	157,320.46
CD INVESTMENT	.00	.00	.00	.00
GB MONEY MARKET	.00	.00	.00	.00
STATE BANK MONEY MARKET	1,888,815.65	4,959,547.81	1,760,000.00	5,088,363.46
LAND,BUILDINGS & IMPROVEMENTS	.00	.00	.00	.00
EQUIPMENT,FURNITURE&FIXTURES	.00	.00	.00	.00
TCLASS MONEY MARKET	2,249,754.80	7,924.30	.00	2,257,679.10
TEXANA BANK CD	154,993.28	1,025.11	.00	156,018.39
FUND TOTALS	<u>4,942,648.22</u>	<u>13,138,134.37</u>	<u>9,855,561.63</u>	<u>8,225,220.96</u>
2020 011 DIST & CO COURT LAW FUND				
CASH-DIST & CO COURT LAW	262,079.35	269,610.31	119,278.24	111,747.28
CASH-OPERATING	.00	.00	.00	.00
C D INVESTMENT	.00	.00	.00	.00
RECEIVABLES	.00	.00	.00	.00
TEXPOOL INVESTMENTS	.00	.00	.00	.00
CD INVESTMENT	.00	.00	.00	.00
MAIN GB MONEY MARKET	.00	.00	.00	.00
STATE BANK MONEY MARKET	.00	.00	.00	.00
FUND TOTALS	<u>262,079.35</u>	<u>269,610.31</u>	<u>119,278.24</u>	<u>111,747.28</u>
2020 012 MAIN ROAD & BRIDGE				
CASH-MAIN R&B OPERATING	218,956.20	1,430,156.53	597,701.84	1,051,410.89
CASH OPERATING	.00	.00	.00	.00
C D INVESTMENT	.00	.00	.00	.00
RECEIVABLES	.00	.00	.00	.00
INVESTMENTS	.00	.00	.00	.00
CD INVESTMENT	.00	.00	.00	.00
MAIN GB MONEY MARKET	.00	.00	.00	.00
STATE BANK MONEY MARKET	.00	.00	.00	.00
TCLASS MONEY MARKET	.00	.00	.00	.00
FUND TOTALS	<u>218,956.20</u>	<u>1,430,156.53</u>	<u>597,701.84</u>	<u>1,051,410.89</u>
2020 013 H.A.V.A.				
CASH	5,406.38	16.72	.00	5,423.10
CASH-OPERATING	.00	.00	.00	.00
RECEIVABLES	.00	.00	.00	.00
TEXPOOL INVESTMENTS	.00	.00	.00	.00
INVESTMENTS	.00	.00	.00	.00
FUND TOTALS	<u>5,406.38</u>	<u>16.72</u>	<u>.00</u>	<u>5,423.10</u>
2020 014 TOBACCO SETTLEMENT				
TOBACCO SETTLEMENT	.00	.00	.00	.00
CASH	17,725.98	54.89	.00	17,780.87
CASH-OPERATING	.00	.00	.00	.00
C.D. INVESTMENT	.00	.00	.00	.00
RECEIVABLES	.00	.00	.00	.00
TEXPOOL INVESTMENTS	59,090.06	205.17	.00	59,295.23
TOBACCO SETTLEMENT INVEST	.00	.00	.00	.00
GB MONEY MARKET	.00	.00	.00	.00
MAIN RR CD	249,034.15	1,706.64	.00	250,740.79
STATE BANK MONEY MARKET	472,469.14	1,278.73	.00	473,747.87

ACCOUNT NAME	BEGINNING CASH BALANCE	CASH RECEIPTS	CASH DISBURSEMENTS	ENDING CASH BALANCE
2020 015 BEAR CK DISASTER DONATION				
CASH-BEAR CK DISASTER DONATION	.00	.00	.00	.00
RECEIVABLES	.00	.00	.00	.00
FUND TOTALS	.00	.00	.00	.00
2020 016 JUVENILE PROBATION				
CASH - JUVENILE PROBATION	17,430.62	147,980.27	124,629.17	40,781.72
CASH-OPERATING	.00	.00	.00	.00
C D INVESTMENT	.00	.00	.00	.00
RECEIVABLES	.00	.00	.00	.00
TEXPOOL INVESTMENTS	146,742.55	509.55	.00	147,252.10
CD INVESTMENT	.00	.00	.00	.00
GB MONEY MARKET	.00	.00	.00	.00
STATE BANK MONEY MARKET	198,557.80	537.38	.00	199,095.18
FUND TOTALS	362,730.97	149,027.20	124,629.17	387,129.00
2020 017 ADULT PROBATION				
CASH OPERATING-ADULT	65,967.24	147,806.52	132,089.40	81,684.36
CASH-OPERATING	.00	.00	.00	.00
C D INVESTMENT	.00	.00	.00	.00
RECEIVABLES	.00	.00	.00	.00
TEXPOOL INVESTMENTS	111,412.35	386.87	.00	111,799.22
CD INVESTMENT	.00	.00	.00	.00
GB MONEY MARKET	.00	.00	.00	.00
STATE BANK MONEY MARKET	99,778.98	398.56	.00	100,177.54
FUND TOTALS	277,158.57	148,591.95	132,089.40	293,661.12
2020 018 CASS CO RESTITUTION CENTER				
RESTITUTION CENTER	.00	.00	.00	.00
CASH OPERATING-RESTITUTION CEN	.00	.00	.00	.00
CASH	.00	.00	.00	.00
RECEIVABLES	.00	.00	.00	.00
TEXPOOL INVESTMENTS	.00	.00	.00	.00
C D INVESTMENT	.00	.00	.00	.00
CD INVESTMENT	.00	.00	.00	.00
FUND TOTALS	.00	.00	.00	.00
2020 019 SATP TRACK III				
CASH	27,468.85	32,225.00	27,628.75	32,065.10
CASH-OPERATING	.00	.00	.00	.00
RECEIVABLES	.00	.00	.00	.00
CD INVESTMENTS	.00	.00	.00	.00
GB MONEY MARKET	.00	.00	.00	.00
STATE BANK MONEY MARKET	.00	.00	.00	.00
FUND TOTALS	27,468.85	32,225.00	27,628.75	32,065.10
2020 020 COMMUNITY SVC RESTITUTION				
CASH OPERATING-CSR	10,409.97	18,338.00	13,269.00	15,478.97
CASH-OPERATING	.00	.00	.00	.00
RECEIVABLES	.00	.00	.00	.00
CD INVESTMENTS	.00	.00	.00	.00

ACCOUNT NAME	BEGINNING CASH BALANCE	CASH RECEIPTS	CASH DISBURSEMENTS	ENDING CASH BALANCE
2020 021 ROAD AND BRIDGE #1				
CASH-ROAD & BRIDGE#1 OPERATING	9,208.75	230,846.50	221,276.46	18,778.79
CASH-OPERATING	.00	.00	.00	.00
C D INVESTMENT	.00	.00	.00	.00
RECEIVABLES	.00	.00	.00	.00
TEXPOOL INVESTMENTS	85,553.79	297.07	.00	85,850.86
CD INVESTMENT	.00	.00	.00	.00
MAIN GB MONEY MARKET	.00	.00	.00	.00
STATE BANK MONEY MARKET	113,005.53	96,432.82	61,000.00	148,438.35
TCLASS MONEY MARKET	558,653.13	1,967.69	.00	560,620.82
FUND TOTALS	766,421.20	329,544.08	282,276.46	813,688.82
2020 022 ROAD AND BRIDGE #2				
CASH-ROAD & BRIDGE#2 OPERATING	10,783.66	231,438.44	215,629.34	26,592.76
CASH-OPERATING	.00	.00	.00	.00
C D INVESTMENT	.00	.00	.00	.00
RECEIVABLES	.00	.00	.00	.00
TEXPOOL INVESTMENTS	95,698.90	332.30	.00	96,031.20
CD INVESTMENT	.00	.00	.00	.00
GB MONEY MARKET	.00	.00	.00	.00
STATE BANK MONEY MARKET	181,783.56	107,624.45	70,000.00	219,408.01
TCLASS MONEY MARKET	167,349.59	589.42	.00	167,939.01
FUND TOTALS	455,615.71	339,984.61	285,629.34	509,970.98
2020 023 ROAD AND BRIDGE #3				
CASH - ROAD & BRIDGE #3 OPER	9,798.69	141,337.78	138,946.31	12,190.16
CASH-OPERATING	.00	.00	.00	.00
C D INVESTMENT	.00	.00	.00	.00
RECEIVABLES	.00	.00	.00	.00
TEXPOOL INVESTMENTS	28,366.97	98.49	.00	28,465.46
CD INVESTMENT	.00	.00	.00	.00
GB MONEY MARKET	.00	.00	.00	.00
STATE BANK MONEY MARKET	182,516.50	52,547.70	47,500.00	187,564.20
TCLASS INVESTMENT POOL	52,146.39	183.66	.00	52,330.05
FUND TOTALS	272,828.55	194,167.63	186,446.31	280,549.87
2020 024 ROAD AND BRIDGE #4				
CASH-ROAD & BRIDGE#4 OPERAT.	8,989.91	155,915.12	147,260.23	17,644.80
CASH-OPERATING	.00	.00	.00	.00
C D INVESTMENT	.00	.00	.00	.00
RECEIVABLES	.00	.00	.00	.00
TEXPOOL INVESTMENTS	81,105.88	281.62	.00	81,387.50
CD INVESTMENT	.00	.00	.00	.00
MAIN GB MONEY MARKET	.00	.00	.00	.00
STATE BANK MONEY MARKET	264,723.50	62,794.05	45,000.00	282,517.55
TCLASS INVESTMENT POOL	20,858.43	73.45	.00	20,931.88
FUND TOTALS	375,677.72	219,064.24	192,260.23	402,481.73
2020 025 AIP PROGRAM				
CASH-OPERATING	36,418.79	.00	.00	36,418.79
CD INVESTMENTS	.00	.00	.00	.00
RECEIVABLES	.00	.00	.00	.00

ACCOUNT NAME	BEGINNING CASH BALANCE	CASH RECEIPTS	CASH DISBURSEMENTS	ENDING CASH BALANCE
2020 020 TEXPOOL INVESTMENTS C D INVESTMENT FUND TOTALS	36,418.79-	.00	.00	36,418.79-
2020 026 CASS COUNTY RESOURCE RECOVERY CASS CO RESOURCE REC/ CASH CASH - OPERATING RECEIVABLES INVESTMENTS FUND TOTALS	.00	.00	.00	.00
2020 027 COUNTY CLERK ARCHIVE FUND PRESERVATION- CASH ACCT. CASH - OPERATING FUND TOTALS	.00	.00	.00	.00
2020 028 CASS COUNTY PARK CASS COUNTY PARKS CASH OPERATING - CC PARKS CASH-OPERATING INVESTMENTS FUND TOTALS	518.58-	1,427.85	14,596.13-	13,686.86-
2020 029 FEDERAL-ROAD IMPROVMT 0710197 CASH - CASH OPERATING RECEIVABLES-ROAD IMPROVEMENT INVESTMENTS-ROAD IMPROV FUND TOTALS	1,847.97	5.71	.00	1,853.68
2020 030 LINDEN ENTERPRISE FUND CASH-OPERATING INVESTMENTS CD INVESTMENTS MONEY MARKET GB STATE BANK MONEY MARKET FUND TOTALS	24.16	.05	.00	24.21
2020 031 EMG WATERSHED AG-7442-C-110010 CASH CASH - OPERATING RECEIVABLES INVESTMENTS-ROAD IMPROVEMENT INVESTMENTS FUND TOTALS	.00	.00	.00	.00
2020 032 FEDERAL IMPROVEMENT 0711037 CASH CASH - OPERATING RECEIVABLES INVESTMENTS INVESTMENTS FUND TOTALS	.47	.00	.00	.47
2020 033 SATT PROGRAM CASH	.00	.00	.00	.00

ACCOUNT NAME	BEGINNING CASH BALANCE	CASH RECEIPTS	CASH DISBURSEMENTS	ENDING CASH BALANCE
2020 034 MENTAL HEALTH INITIATIVE PRG	12,392.29	21,301.00	25,103.15	8,590.14
CASH	.00	.00	.00	.00
CASH-OPERATING	.00	.00	.00	.00
CD INVESTMENTS	.00	.00	.00	.00
RECEIVABLES	.00	.00	.00	.00
INVESTMENTS	.00	.00	.00	.00
CD INVESTMENTS	.00	.00	.00	.00
FUND TOTALS	12,392.29	21,301.00	25,103.15	8,590.14
2020 035 CIVIL CHILD SUPPORT PROGRAM	30,319.89	2,918.00	782.56	32,455.33
CASH	.00	.00	.00	.00
CASH-OPERATING	.00	.00	.00	.00
CD INVESTMENTS	.00	.00	.00	.00
RECEIVABLES	.00	.00	.00	.00
INVESTMENTS	.00	.00	.00	.00
CD INVESTMENTS	.00	.00	.00	.00
GB MONEY MARKET	.00	.00	.00	.00
STATE BANK MONEY MARKET	47,500.00	2,918.00	782.56	47,500.00
FUND TOTALS	77,819.89	2,918.00	782.56	79,955.33
2020 036 FEMA DR-1999-TX 2011 WILDFIRES	10.14	.02	.00	10.16
CASH	.00	.00	.00	.00
CASH-OPERATING	.00	.00	.00	.00
RECEIVABLES	.00	.00	.00	.00
INVESTMENTS	.00	.00	.00	.00
INTEREST DISTRIBUTION	.00	.00	.00	.00
FUND TOTALS	10.14	.02	.00	10.16
2020 037 HIGH RISK TREATMENT PROGRAM	18,953.72	29,616.00	29,491.82	19,077.90
CASH	.00	.00	.00	.00
CASH-OPERATING	.00	.00	.00	.00
CD INVESTMENTS	.00	.00	.00	.00
RECEIVABLES	.00	.00	.00	.00
INVESTMENTS	.00	.00	.00	.00
CD INVESTMENTS	.00	.00	.00	.00
GB, MONEY MARKET	.00	.00	.00	.00
STATE BANK MONEY MARKET	18,953.72	29,616.00	29,491.82	19,077.90
FUND TOTALS	18,953.72	29,616.00	29,491.82	19,077.90
2020 038 BEAR CREEK FMAG 2965-2011	4,315.07	13.35	.00	4,328.42
CASH	.00	.00	.00	.00
CASH - OPERATING	.00	.00	.00	.00
RECEIVABLES	.00	.00	.00	.00
CD INVESTMENTS	.00	.00	.00	.00
INVESTMENTS	.00	.00	.00	.00
MONEY MARKET GB	.00	.00	.00	.00
FUND TOTALS	4,315.07	13.35	.00	4,328.42
2020 039 TEXAS CDBG CONTRACT 713069	9.91	.02	.00	9.93
CASH	.00	.00	.00	.00
CASH - OPERATING	.00	.02	.00	.93

ACCOUNT NAME	BEGINNING CASH BALANCE	CASH RECEIPTS	CASH DISBURSEMENTS	ENDING CASH BALANCE
RECEIVABLES	.00	.00	.00	.00
INVESTMENTS	.00	.00	.00	.00
FUND TOTALS	9.91	.02	.00	9.93
2020 040 TEXAS CDBG CONTRACT 7216247				
CASH	492.70	1.51	.00	494.21
INVESTMENTS	.00	.00	.00	.00
GB MONEY MARKET	.00	.00	.00	.00
STATE BANK MONEY MARKET	.00	.00	.00	.00
FUND TOTALS	492.70	1.51	.00	494.21
2020 041 LAW LIBRARY				
CASH - LAW LIBRARY OPERATING	26,272.03	2,365.00	2,953.80	26,860.83
CASH OPERATING	.00	.00	.00	.00
C D INVESTMENT	.00	.00	.00	.00
RECEIVABLES	.00	.00	.00	.00
CD INVESTMENT	.00	.00	.00	.00
FUND TOTALS	26,272.03	2,365.00	2,953.80	26,860.83
2020 042 INDIGENT DEFENSE GRANT (SB7)				
INDIGENT DEFENSE GRANT (SB7)	.00	.00	.00	.00
CASH-INDIGENT DEFENSE	42,139.17	130.52	.00	42,269.69
CASH OPERATING	.00	.00	.00	.00
CD INVESTMENT	.00	.00	.00	.00
RECEIVABLES	.00	.00	.00	.00
TEXPOOL INVESTMENTS	.00	.00	.00	.00
BANK INVESTMENTS	.00	.00	.00	.00
MONEY MARKET GB	.00	.00	.00	.00
STATE BANK MONEY MARKET	.00	.00	.00	.00
FUND TOTALS	42,139.17	130.52	.00	42,269.69
2020 043 DIST ATT, ESCROW ACCOUNT				
DIST ATT, ESCROW ACCOUNT	.00	.00	.00	.00
CASH OPERATING-DA ESCROW ACCT	321.94	.99	.00	322.93
CASH OPERATING	.00	.00	.00	.00
C D INVESTMENT	.00	.00	.00	.00
RECEIVABLES	.00	.00	.00	.00
INVESTMENTS	.00	.00	.00	.00
CD INVESTMENT	.00	.00	.00	.00
MONEY MARKET GB	.00	.00	.00	.00
STATE BANK MONEY MARKET	.00	.00	.00	.00
FUND TOTALS	321.94	.99	.00	322.93
2020 044 C.D.A. FORFEITURE ACCOUNT				
C.D.A. FORFEITURE ACCOUNT	.00	.00	.00	.00
CASH OPERATING-CDA FORFEITURE	12,087.72	36.27	827.65	11,296.34
CASH OPERATING	.00	.00	.00	.00
C D INVESTMENT	.00	.00	.00	.00
RECEIVABLES	.00	.00	.00	.00
TEXPOOL INVESTMENTS	.00	.00	.00	.00
CD INVESTMENT	.00	.00	.00	.00
GB MONEY MARKET	.00	.00	.00	.00
STATE BANK MONEY MARKET	29,529.28	79.90	.00	29,609.18
FUND TOTALS	41,617.00	116.17	827.65	40,905.52

ACCOUNT NAME	BEGINNING CASH BALANCE	CASH RECEIPTS	CASH DISBURSEMENTS	ENDING CASH BALANCE
2020 045 REGIONAL INTRASTATE TASK FORCE				
ARK-LA-TEX NARC TASK FORCE				
REGIONAL TASK FRC CASH	926.22	2.84	.00	929.06
CASH OPERATING	.00	.00	.00	.00
C D INVESTMENTS	.00	.00	.00	.00
RECEIVABLES	.00	.00	.00	.00
INVESTMENTS	.00	.00	.00	.00
CD INVESTMENTS	.00	.00	.00	.00
STATE BANK MONEY MARKET	.00	.00	.00	.00
FUND TOTALS	926.22	2.84	.00	929.06
2020 046 TASK FORCE PROGRAM INCOME				
TASK FORCE PROGRAM INCOME				
TF PROGRAM INCOME-CASH	8,244.31	25.52	.00	8,269.83
CASH OPERATING	.00	.00	.00	.00
CD INVESTMENTS	.00	.00	.00	.00
RECEIVABLES	.00	.00	.00	.00
TF-PI INVESTMENTS	.00	.00	.00	.00
INVESTMENTS	.00	.00	.00	.00
GB MONEY MARKET	.00	.00	.00	.00
STATE BANK MONEY MARKET	36,608.82	99.06	.00	36,707.88
FUND TOTALS	44,853.13	124.58	.00	44,977.71
2020 047 CDA-STATE FUNDS				
CDA STATE FUNDS				
CASH	6,006.70	13,840.20	13,349.67	6,497.23
CASH OPERATING	.00	.00	.00	.00
CD INVESTMENTS	.00	.00	.00	.00
RECEIVABLES	.00	.00	.00	.00
INVESTMENTS	.00	.00	.00	.00
CD INVESTMENTS	.00	.00	.00	.00
FUND TOTALS	6,006.70	13,840.20	13,349.67	6,497.23
2020 048 TEXAS HISTORICAL GRANT				
CASH				
CASH	5,043.32	15.60	.00	5,058.92
CASH-OPERATING	.00	.00	.00	.00
CD INVESTMENTS	.00	.00	.00	.00
RECEIVABLES	.00	.00	.00	.00
CD INVESTMENTS	.00	.00	.00	.00
GB MONEY MARKET	.00	.00	.00	.00
STATE BANK MONEY MARKET	22,843.85	61.80	.00	22,905.65
FUND TOTALS	27,887.17	77.40	.00	27,964.57
2020 049 VSO DONATIONS FUND				
CASH				
CASH-OPERATING	.00	1,316.75	661.45	655.30
CASH OPERATING	.00	.00	.00	.00
RECEIVABLES	.00	.00	.00	.00
FUND TOTALS	.00	1,316.75	661.45	655.30
2020 050 ARK LA TEX SEIZ/FORFT.FUND				
ARK-LA-TEX FORF/SEIZ.				
CASH	268.45	.00	.00	268.45
CASH OPERATING	.00	.00	.00	.00
C D INVESTMENTS	.00	.00	.00	.00
INVESTMENTS	.00	.00	.00	.00
FUND TOTALS	268.45	.00	.00	268.45

ACCOUNT NAME	BEGINNING CASH BALANCE	CASH RECEIPTS	CASH DISBURSEMENTS	ENDING CASH BALANCE
2020 051 CDA FORFEITURE FUNDS				
CDA FEDERAL FORFEITURES FUND				
CASH	11,475.93	35.52		11,511.45
CASH-OPERATING	.00	.00	.00	.00
C D INVESTMENTS	.00	.00	.00	.00
TEXPOOL INVESTMENTS	.00	.00	.00	.00
CD INVESTMENT	.00	.00	.00	.00
MONEY MARKET	.00	.00	.00	.00
STATE BANK MONEY MARKET	10,707.70	28.95		10,736.65
FUND TOTALS	22,183.63	64.47		22,248.10
2020 052 SHERIFF FEDERAL FORFEITURES				
SHERIFF FEDERAL FORFEITURES				
CASH	4,486.18	13.88		4,500.06
CASH-OPERATING	.00	.00	.00	.00
C D INVESTMENTS	.00	.00	.00	.00
INVESTMENTS	.00	.00	.00	.00
CD INVESTMENTS	.00	.00	.00	.00
MONEY MARKET GB	.00	.00	.00	.00
MONEY MARKET	.00	.00	.00	.00
STATE BANK MONEY MARKET	.00	.00	.00	.00
FUND TOTALS	4,486.18	13.88		4,500.06
2020 053 SHERIFF OFFICE DONATIONS FUND				
SHERIFF OFFICE DONATIONS FUND				
CASH	.00	.00	.00	.00
CASH-OPERATING	.00	.00	.00	.00
RECEIVABLES	.00	.00	.00	.00
FUND TOTALS	.00	.00	.00	.00
2020 054 ELECTIONS DONATIONS FUND				
ELECTIONS DONATIONS FUND				
CASH	.00	.00	.00	.00
CASH-OPERATING	.00	.00	.00	.00
RECEIVABLES	.00	.00	.00	.00
FUND TOTALS	.00	.00	.00	.00
2020 055 HOME GRANT PROJECTS 2017				
HOME GRANT PROJECTS 2017				
CASH	20,429.21	31,726.78	4,074.00	48,081.99
CASH	.00	.00	.00	.00
CASH-OPERATING	.00	.00	.00	.00
CD INVESTMENTS	.00	.00	.00	.00
A/R	.00	.00	.00	.00
RECEIVABLES	.00	.00	.00	.00
FUND TOTALS	20,429.21	31,726.78	4,074.00	48,081.99
2020 056 E.O. FERAL HOG ABATEMENT PGM				
E.O. FERAL HOG ABATEMENT PGM				
CASH	.00	400.00	7,248.03	6,848.03
CASH	.00	.00	.00	.00
CASH-OPERATING	.00	.00	.00	.00
RECEIVABLES	.00	.00	.00	.00
FUND TOTALS	.00	400.00	7,248.03	6,848.03
2020 057 JP TECH/TRANSACTION/SECURITY				
JP TECH/TRANSACTION/SECURITY				
CASH	.00	.00	.00	.00
CASH-OPERATING	.00	.00	.00	.00
RECEIVABLES	.00	.00	.00	.00
FUND TOTALS	.00	.00	.00	.00

ACCOUNT NAME	BEGINNING CASH BALANCE	CASH RECEIPTS	CASH DISBURSEMENTS	ENDING CASH BALANCE
2020 058 CH1701.157 LEOSE DA/SHER/CONST				
CASH	.00	.00	.00	.00
CASH-OPERATING	.00	.00	.00	.00
RECEIVABLES	.00	.00	.00	.00
FUND TOTALS	.00	.00	.00	.00
2020 060 MENTAL HEALTH PROGRAM # 4				
CASH	.00	.00	.00	.00
CASH-OPERATING	.00	.00	.00	.00
CD INVESTMENTS	.00	.00	.00	.00
RECEIVABLES	.00	.00	.00	.00
INVESTMENTS	.00	.00	.00	.00
MONEY MARKET GB	.00	.00	.00	.00
STATE BANK MONEY MARKET	.00	.00	.00	.00
FUND TOTALS	.00	.00	.00	.00
2020 061 AGGRESSIVE BEHAVIOR PROGRAM#20				
CASH	1,997.27	2,002.73	4,000.00	.00
CASH-OPERATING	.00	.00	.00	.00
CD INVESTMENTS	.00	.00	.00	.00
RECEIVABLES	.00	.00	.00	.00
INVESTMENTS	.00	.00	.00	.00
MONEY MARKET	.00	.00	.00	.00
STATE BANK MONEY MARKET	.00	.00	.00	.00
FUND TOTALS	1,997.27	2,002.73	4,000.00	.00
2020 062 CTIF-01-034 TXDOT GRANT				
CASH	751.61	2.31	.00	753.92
CASH-OPERATING	.00	.00	.00	.00
GB MONEY MARKET	.00	.00	.00	.00
STATE BANK MONEY MARKET	.00	.00	.00	.00
FUND TOTALS	751.61	2.31	.00	753.92
2020 063 CASS COUNTY DRUG COURT				
CASH	21,894.25	79,324.20	77,351.41	19,921.46
CD INVESTMENTS	.00	.00	.00	.00
RECEIVABLES	.00	.00	.00	.00
INVESTMENTS	.00	.00	.00	.00
GB MONEY MARKET	.00	.00	.00	.00
FUND TOTALS	21,894.25	79,324.20	77,351.41	19,921.46
2020 064 VETERANS PROGRAM				
CASH	16,819.95	3,360.00	.00	20,179.95
CASH-OPERATING	.00	.00	.00	.00
CD INVESTMENTS	.00	.00	.00	.00
RECEIVABLES	.00	.00	.00	.00
INVESTMENTS	.00	.00	.00	.00
GB MONEY MARKET	.00	.00	.00	.00
STATE BANK MONEY MARKET	.00	.00	.00	.00
FUND TOTALS	16,819.95	3,360.00	.00	20,179.95
2020 065 FEMA 4269				
CASH	537.73	1.64	.00	539.37
GB MONEY MARKET	.00	.00	.00	.00
STATE BANK MONEY MARKET	.00	.00	.00	.00
FUND TOTALS	537.73	1.64	.00	539.37

ACCOUNT NAME	BEGINNING CASH BALANCE	CASH RECEIPTS	CASH DISBURSEMENTS	ENDING CASH BALANCE
2020 066 FINANCIAL RESPONSIBILITY PROG FINANCIAL RESPONSIBILITY PGM CASH CASH-OPERATING CD INVESTMENTS RECEIVABLES INVESTMENTS GB MONEY MARKET STATE BANK MONEY MARKET FUND TOTALS	.00 .00 .00 .00 .00 .00 .00 .00 .00	.00 .00 .00 .00 .00 .00 .00 .00 .00	.00 .00 .00 .00 .00 .00 .00 .00 .00	.00 .00 .00 .00 .00 .00 .00 .00 .00
2020 067 PRE-TRIAL DIVERSION CASH-OPERATING CASH-OPERATING RECEIVABLES FUND TOTALS	8,688.22 .00 .00 .00	10,000.00 .00 .00 .00	8,484.56 .00 .00 .00	10,203.66 .00 .00 .00 10,203.66
2020 069 TEXAS GRANT CDBG # 7219070 CASH RECEIVABLES INVESTMENTS FUND TOTALS	.00 .00 .00 .00	.00 .00 .00 .00	.00 .00 .00 .00	.00 .00 .00 .00
2020 070 RIGHT OF WAY FUND CASH -RIGHT OF WAY OPERATING CASH-OPERATING C D INVESTMENT RECEIVABLES TEXPOOL INVESTMENTS CD INVESTMENT MAIN MONEY MARKET GB STATE BANK MONEY MARKET FUND TOTALS	16,324.84 .00 .00 .00 .00 .00 .00 103,724.09 120,048.93	3,779.11 .00 .00 .00 .00 .00 .00 280.71 4,059.82	.00 .00 .00 .00 .00 .00 .00 .00 .00	20,103.95 .00 .00 .00 .00 .00 .00 104,004.80 124,108.75
2020 072 CASS COUNTY FORESTRY FUND CASH-OPERATING C D INVESTMENT RECEIVABLES INVESTMENTS CD INVESTMENT MAIN GB MONEY MARKET STATE BANK MONEY MARKET MAIN TEXAR CD TCLASS INVESTMENT POOL FUND TOTALS	25,300.35 .00 .00 49,139.62 .00 .00 695,804.69 .00 770,244.66	62.64 .00 .00 170.63 .00 1,883.20 .00 2,116.47	9,416.00 .00 .00 .00 .00 .00 .00 .00 9,416.00	15,946.99 .00 .00 49,310.25 .00 697,687.89 .00 762,945.13
2020 080 CASS COUNTY JAIL CONSTRUCTION CASH-CASS CO JAIL CONST C D INVESTMENT RECEIVABLES INVESTMENTS-CC JAIL CONST CD INVESTMENT FUND TOTALS	.00 .00 .00 .00 .00 .00	.00 .00 .00 .00 .00 .00	.00 .00 .00 .00 .00 .00	.00 .00 .00 .00 .00 .00
2020 081 CC JAIL INT & SINKING CASH-CC JAIL INT & SINKING	.00	.00	.00	.00

ACCOUNT NAME	BEGINNING CASH BALANCE	CASH RECEIPTS	CASH DISBURSEMENTS	ENDING CASH BALANCE
2020 082 RESOURCE RECOVERY I&S				
CASH-CC RESOURCE RECOVERY	.00	.00	.00	.00
PETTY CASH	.00	.00	.00	.00
C D INVESTMENT	.00	.00	.00	.00
RECEIVABLES	.00	.00	.00	.00
INVESTMENTS	.00	.00	.00	.00
BANK INVESTMENT	.00	.00	.00	.00
FUND TOTALS	.00	.00	.00	.00
2020 083 RESOURCE RECOVERY INT&SINKING				
CASH-RES REC INT&SINKING	.00	.00	.00	.00
C D INVESTMENT	.00	.00	.00	.00
RECEIVABLES	.00	.00	.00	.00
INVESTMENTS	.00	.00	.00	.00
BANK INVESTMENT	.00	.00	.00	.00
FUND TOTALS	.00	.00	.00	.00
2020 084 COMBINED INTEREST & SINKING				
COMBINED INTEREST & SINKING	.00	.00	.00	.00
CASH	10,709.69	398,405.01	398,375.00	10,739.70
CASH-OPERATING	.00	.00	.00	.00
CD INVESTMENT	.00	.00	.00	.00
RECEIVABLES	.00	.00	.00	.00
INVESTMENTS	.00	.00	.00	.00
BANK INVESTMENTS	.00	.00	.00	.00
CI&S STATE BANK MONEY MARKET	510,945.74	354,341.65	398,375.00	466,912.39
CI&S GB MM	521,655.43	752,746.66	796,750.00	477,652.09
FUND TOTALS	10,709.69	398,405.01	398,375.00	10,739.70
2020 085 LAW ENFORC CONSTRUCTION FUND				
06 CONSTRUCTION & RENOVATION	6,817.49	21.10	.00	6,838.59
CASH OPERATING	.00	.00	.00	.00
C D INVESTMENT	.00	.00	.00	.00
INVESTMENTS	12,407.24	43.08	.00	12,450.32
CD INVESTMENTS	.00	.00	.00	.00
MAIN MONEY MARKET GB	.00	.00	.00	.00
STATE BANK MONEY MARKET	.00	.00	.00	.00
FUND TOTALS	19,224.73	64.18	.00	19,288.91
2020 086 INTEREST & SINKING SERIES 2016				
CASH	8,385.01	5,014.71	4,991.25	8,408.47
CASH OPERATING	.00	.00	.00	.00
CD INVESTMENTS	.00	.00	.00	.00
RECEIVABLES	.00	.00	.00	.00
INVESTMENTS	.00	.00	.00	.00
BANK INVESTMENTS	.00	.00	.00	.00
CI&S STATE BANK MONEY MARKET	86,718.85	127,038.53	4,991.25	208,766.13
CI&S GB MM	95,103.86	132,053.24	9,982.50	217,174.60
FUND TOTALS	188,207.87	264,116.48	14,965.00	191,359.35
2020 089 CDA DISCRETIONARY FUND				
CASH	7,998.37	271.41	245.67	8,024.11

ACCOUNT NAME	BEGINNING CASH BALANCE	CASH RECEIPTS	CASH DISBURSEMENTS	ENDING CASH BALANCE
2020 090 PAYROLL FUND				
CASH-OPERATING	.00	.00	.00	.00
C D INVESTMENT	.00	.00	.00	.00
RECEIVABLES	.00	.00	.00	.00
FUND TOTALS	<u>7,998.37</u>	<u>271.41</u>	<u>245.67</u>	<u>8,024.11</u>
2020 090 PAYROLL FUND				
PAYROLL CASH	.00	.00	.00	.00
CASH OPERATING	<u>12,035.80</u>	<u>.00</u>	<u>.00</u>	<u>12,035.80</u>
FUND TOTALS	<u>12,035.80</u>	<u>.00</u>	<u>.00</u>	<u>12,035.80</u>
2020 096 GENERAL FIXED ASSETS				
CASH	.00	.00	.00	.00
LAND, BLDGS & IMPROVEMENTS	.00	.00	.00	.00
EQUIP, FURN, & FIXTURES	.00	.00	.00	.00
CAPITAL LEASE ASSETS (AUTOS)	.00	.00	.00	.00
CONSTRUCTION IN PROGRESS	.00	.00	.00	.00
FUND TOTALS	<u>.00</u>	<u>.00</u>	<u>.00</u>	<u>.00</u>
2020 097 GENERAL LONG TERM DEBT				
CASH	.00	.00	.00	.00
FUND TOTALS	<u>.00</u>	<u>.00</u>	<u>.00</u>	<u>.00</u>
GRAND TOTALS	<u>10,316,270.61</u>	<u>17,365,122.15</u>	<u>12,822,088.77</u>	<u>14,859,303.99</u>

FUND NAME	CHECKING ACCOUNT	CHECKING AMOUNT	TXDA ACCOUNT	TXDA AMOUNT	FUND TOTAL
2020 010 GENERAL FUND	MAIN	565,839.55	MAIN TXDA MAIN GB MM MAIN SB MM MAIN TCIAS MAIN IA CD	157,320.46 5,088,363.46 2,257,679.10 156,018.39	8,278,220.96
2020 011 DIST & CO COURT LAW FUND	MAIN	111,747.28	MAIN TXDA MAIN GB MM MAIN SB MM		111,747.28
2020 012 MAIN ROAD & BRIDGE	MAIN	1,051,410.89	MAIN TXDA MAIN GB MM MAIN SB MM MAIN TCIAS		1,051,410.89
2020 013 H.A.V.A.	MAIN	5,423.10	MAIN TXDA		5,423.10
2020 014 TOBACCO SETTLEMENT	MAIN	17,780.87	MAIN TXDA MAIN GB MM MAIN RR CD MAIN SB MM MAIN OC CD MAIN RR SV MAIN TX CD MAIN TX SV	59,295.23 250,740.79 473,747.87 249,767.17 15.32 25.00	1,051,372.25
2020 015 BEAR CK DISASTER DONATION BRCRLEK	BRCRLEK				
2020 016 JUVENILE PROBATION	MAIN	40,781.72	MAIN TXDA MAIN GB MM MAIN SB MM	147,252.10 199,095.18	387,129.00
2020 017 ADULT PROBATION	MAIN	81,684.36	MAIN TXDA MAIN GB MM MAIN SB MM	111,799.22 100,177.54	293,661.12
2020 018 CASS CO RESTITUTION CENTER	MAIN		MAIN TXDA		
2020 019 SAIP TRACK 111	MAIN	32,065.10	MAIN GB MM MAIN SB MM		32,065.10
2020 020 COMMUNITY SVC RESTITUTION	MAIN	15,478.97	MAIN GB MM		15,478.97
2020 021 ROAD AND BRIDGE #1	MAIN	18,778.79	MAIN TXDA MAIN GB MM MAIN SB MM MAIN TCIAS	85,850.86 148,438.35 560,620.82	813,688.82
2020 022 ROAD AND BRIDGE #2	MAIN	26,592.76	MAIN TXDA MAIN GB MM MAIN SB MM MAIN TCIAS	96,031.20 219,408.01 167,939.01	509,970.98
2020 023 ROAD AND BRIDGE #3	MAIN	12,190.16	MAIN TXDA MAIN GB MM MAIN SB MM	28,465.46 187,564.20	

FUND NAME	CHECKING ACCOUNT	CHECKING AMOUNT	TDCA ACCOUNT	TDCA AMOUNT	FUND TOTAL
2020 024 ROAD AND BRIDGE #4	MAIN	17,644.80	MAIN ICAS	52,330.05	280,349.87
2020 025 A/P PROGRAM	MAIN	36,418.79	MAIN IDCA	81,387.50	402,481.73
2020 026 CASS COUNTY RESOURCE RECOVERMAIN			MAIN ICAS	282,517.55	36,418.79
2020 027 COUNTY CLERK ARCHIVE FUND MAIN			MAIN IDCA	20,931.88	
2020 028 CASS COUNTY PARK	MAIN	13,686.86			13,686.86
2020 029 FEDERAL-ROAD IMPROVEM 071019MAIN	MAIN	1,853.68	MAIN IDCA	1,853.68	1,853.68
2020 030 LINDEN ENTERPRISE FUND	MAIN	74.21	MAIN IDCA		74.21
2020 031 EMG WATERSHED AG-7442-C-1100MAIN			MAIN IDCA		
2020 032 FEDERAL IMPROVEMENI 0711037 MAIN	MAIN	47	MAIN IDCA		47
2020 033 SATT PROGRAM	MAIN		MAIN IDCA		
2020 034 MENTAL HEALTH INITIATIVE PRGMMAIN			MAIN IDCA		
2020 035 CIVIL CHILD SUPPORT PROGRAM MAIN			MAIN IDCA		
2020 036 FEMA DR-1999-TX 2011 WILDFIRMAIN			MAIN IDCA		
2020 037 HIGH RISK TREATMENT PROGRAM MAIN			MAIN IDCA		
2020 038 BEAR CREEK FMAG 2965-2011	MAIN	4,328.42	MAIN GB MM	47,500.00	79,955.33
2020 039 TEXAS CDBG CONTRACT 713069 MAIN	MAIN	9.93	MAIN IDCA		10.16
2020 040 TEXAS CDBG CONTRACT 721624/ MAIN	MAIN	494.21	MAIN IDCA		19,077.90
2020 041 LAW LIBRARY	MAIN	26,860.83	MAIN IDCA		4,328.42
2020 042 INDIGENT DEFENSE GRANT (SB7)MAIN		42,769.69	MAIN GB MM		9.93
2020 043 DIST ATT. ESCROW ACCOUNT	MAIN	322.93	MAIN GB MM		494.21
			MAIN SB MM		26,860.83
			MAIN IDCA		42,769.69

FUND NAME	CHECKING ACCOUNT	CHECKING AMOUNT	IDXA ACCOUNT	IDXA AMOUNT	FUND TOTAL
2020 044 C. D. A. FORFEITURE ACCOUNT	MAIN	11,296.34	MAIN CR MM MAIN SR MM		322.93
2020 045 REGIONAL INTRASTATE TASK FORMAIN		929.06	MAIN IDXA	29,609.18	40,905.52
2020 046 TASK FORCE PROGRAM INCOME	MAIN	8,269.83	MAIN CR MM MAIN SR MM		929.06
2020 047 CDA-STATE FUNDS	MAIN	6,497.23	MAIN IDXA	36,707.88	44,577.71
2020 048 TEXAS HISTORICAL GRANT	MAIN	5,058.92	MAIN CR MM MAIN SR MM		6,497.23
2020 049 VSD DONATIONS FUND	MAIN	645.30	MAIN IDXA	22,985.65	27,984.57
2020 050 ARK LA TEX SL17/FORT FUND	MAIN	268.45	MAIN CR MM MAIN SR MM		655.30
2020 051 CDA FORFEITURE FUNDS	MAIN	11,511.45	MAIN IDXA		268.45
2020 052 SHERIFF FEDERAL FORFEITURES	MAIN	4,500.06	MAIN CR MM MAIN SR MM	10,736.65	22,248.10
2020 053 SHERIFF OFFICE DONATIONS FUNMAIN			MAIN IDXA		4,500.06
2020 054 ELCTIONS DONATIONS FUND	MAIN		MAIN CR MM MAIN SR MM		
2020 055 HOME GRANT PROJECTS 2017	MAIN SR US	48,081.99			48,081.99
2020 056 E.O. FEDERAL HOG ABATEMENT	PGMMAIN MAIN SB US	6,848.03			6,848.03
2020 057 JP TECH/TRANSACTON/SECURITYMAIN			MAIN IDXA MAIN CR MM MAIN SR MM		
2020 058 CHI701.157 LEOSE DA/SHER/CONMAIN	MAIN SB US		MAIN IDXA MAIN CR MM MAIN SR MM		
2020 060 MENTAL HEALTH PROGRAM # 4	MAIN MAIN SR US				
2020 061 AGGRESSIVE BEHAVIOR PROGRAMMAIN			MAIN IDXA MAIN CR MM MAIN SR MM		
2020 062 CTIF-01-034 TXDOT GRANT	MAIN	753.92	MAIN CR MM MAIN SR MM		753.92
2020 063 CASS COUNTY DRUG COURT	MAIN	19,921.46	MAIN IDXA		19,921.46

FUND NAME	CHECKING ACCOUNT	CHECKING AMOUNT	IDOA ACCOUNT	IDOA AMOUNT	FUND TOTAL
2020 064 VETERANS PROGRAM	MAIN SB OS	20,179.95	MAIN IDOA MAIN GB MM MAIN SB MM		20,179.95
2020 065 FEMA 4269	MAIN	539.37	MAIN GB MM MAIN SB MM		539.37
2020 066 FINANCIAL RESPONSIBILITY PROMAIN			MAIN IEXA MAIN GB MM MAIN SB MM		
2020 067 PRE-TRIAL DIVERSION	MAIN SB OS	10,203.66			10,203.66
2020 069 TEXAS GRANT CDBG # 7219070	MAIN				
2020 070 RIGHT OF WAY FUND	MAIN SB OS	20,103.95	MAIN IDOA MAIN GB MM MAIN SB MM	104,004.80	124,108.75
2020 072 CASS COUNTY FORESTRY FUND	MAIN SB OS	15,946.99	MAIN IDOA MAIN GB MM MAIN SB MM MAIN TX CD MAIN CIAS	49,310.25 697,687.89	762,945.13
2020 080 CASS COUNTY JAIL CONSTRUCTION CC JAIL CD			CC JC- IDOA CC JAIL CD		
2020 081 CC JAIL INT & SINKING	CC JAIL I&S		CC JIS- IDOA JAIL I&S CD		
2020 082 RESOURCE RECOVERY I&S	CC SW COINS		CC SWC- IDOA SW CONST CD		
2020 083 RESOURCE RECOVERY INTERSINKING SW I&S			CC SWIS- IDO SW I&S CD		
2020 084 COMBINED INTEREST & SINKING CI&S		10,739.70	CI&S CI&S SB MM CI&S GB MM	466,912.39	477,652.09
2020 085 LAW ENFORC. CONSTRUCTION FUNDMAIN		6,838.59	MAIN IDOA MAIN GB MM MAIN SB MM	12,450.37	19,288.97
2020 086 INTEREST & SINKING SERIES 20C I&S		8,408.47	CI&S SB MM CI&S GB MM	208,766.13	217,174.60
2020 089 CDA DISCRETIONARY FUND	MAIN	8,024.11			8,024.11
2020 090 PAYROLL	PAYROLL	12,035.80			12,035.80
2020 096 GENERAL FIXED ASSETS					
2020 097 GENERAL LONG TERM DEBT					

COMBINED STATEMENT OF CASH POSITION FOR MARCH

FUND NAME	CHECKING ACCOUNT	CHECKING AMOUNT	FIXED ACCOUNT	FIXED AMOUNT	FUND TOTAL
TOTAL		1,989,931.13		12,869,372.86	14,859,303.99

CHECK ACCOUNT

ACCOUNT BALANCE - MAIN
 ACCOUNT BALANCE - CI&S
 ACCOUNT BALANCE - PAYROLL

CHECK

1,958,747.16
 19,148.17
 12,035.80

TOTAL

1,989,931.13

TDDA ACCOUNT

ACCOUNT BALANCE - MAIN TDDA
 ACCOUNT BALANCE - MAIN SB MM
 ACCOUNT BALANCE - MAIN TLLAS
 ACCOUNT BALANCE - MAIN TA CD
 ACCOUNT BALANCE - MAIN RR CD
 ACCOUNT BALANCE - MAIN DC CD
 ACCOUNT BALANCE - MAIN RR SV
 ACCOUNT BALANCE - MAIN TX SV
 ACCOUNT BALANCE - CI&S SB MM

TDDA

829,167.60
 7,648,464.21
 3,059,500.86
 156,018.39
 250,740.79
 249,767.17
 15.32
 25.00
 675,678.52

TOTAL

12,869,372.86

1,989,931.13
 + 12,869,372.86


 14,859,303.99

**TEXPOOL INVESTMENTS
FOR THE MONTH OF MARCH, 2020**

FUND	BEGINNING BALANCE	INTEREST & PURCHASES	DECREASE	BOOK VALUE
General	157,186.46	134.00	-	157,320.46
Tobacco Settlement	59,244.75	50.48	-	59,295.23
Juvenile Probation	147,126.73	125.37	-	147,252.10
Adult Probation	111,704.03	95.19	-	111,799.22
R & B # 1	85,777.77	73.09	-	85,850.86
R & B # 2	95,949.44	81.76	-	96,031.20
R & B # 3	28,441.23	24.23	-	28,465.46
R & B # 4	81,318.21	69.29	-	81,387.50
Indigent Defense Grant	-	-	-	-
CDA Forfeiture	-	-	-	-
CDA - State Funds	-	-	-	-
CDA Federal Forfeiture Fund	-	-	-	-
Right of Way	-	-	-	-
Forestry	49,268.27	41.98	-	49,310.25
Construction & Renovation	12,439.72	10.60	-	12,450.32
TOTAL	828,456.61	705.99	-	829,162.60

Attached is a letter from TexPool stating the book and market value of their funds.

RESPECTFULLY SUBMITTED THIS 26TH DAY OF MAY, 2020.



DONNA EARLY
 CASS COUNTY TREASURER

**STATE BANK OF DEKALB
FOR THE MONTH OF MARCH, 2020**

Attached is a copy of Pledged Securities (Letters of Credit).

CLOC	13,260,000.00
FDIC INSURANCE	500,000.00
BOOK VALUE	-
MARKET VALUE PLEDGED	-
ACCOUNT BALANCES	12,207,207.95
PLEDGED EXCESS	1,552,792.05

RESPECTFULLY SUBMITTED THIS 26TH DAY OF MAY, 2020.


DONNA EARLY
CASS COUNTY TREASURER

**STATE BANK OF DEKALB GENERAL MM
FOR THE MONTH OF MARCH, 2020**


FUND	BEGINNING BALANCE	INTEREST & PURCHASES	DECREASE	BOOK VALUE
General	5,384,556.65	3,806.81	300,000.00	5,088,363.46
Main R & B	-	-	-	-
Tobacco	473,393.46	354.41	-	473,747.87
Juvenile Probation	198,946.24	148.94	-	199,095.18
Adult Probation	100,067.07	110.47	-	100,177.54
R & B 1	183,327.31	111.04	35,000.00	148,438.35
R & B 2	253,243.88	164.13	34,000.00	219,408.01
R & B 3	216,923.89	140.31	29,500.00	187,564.20
R & B 4	310,306.20	211.35	28,000.00	282,517.55
Linden Enterprise Fund	-	-	-	-
Civil Child Support Prgm.	47,500.00	-	-	47,500.00
Bear Creek FMAG 2965-2011	-	-	-	-
TX CDBG CONTRACT 7216247	-	-	-	-
Indigent Defense Grant	-	-	-	-
CDA Forfeiture Account	29,587.04	22.14	-	29,609.18
Task Force PI	36,680.43	27.45	-	36,707.88
Texas Historical Grant	22,888.52	17.13	-	22,905.65
CDA Forfeiture Funds	10,728.63	8.02	-	10,736.65
Sheriff Federal Forfeiture	-	-	-	-
CTIF-01-034 TXDOT Grant	-	-	-	-
FEMA 4269	-	-	-	-
Right of Way	103,927.00	77.80	-	104,004.80
Cass County Forestry	697,165.94	521.95	-	697,687.89
TOTAL	8,069,242.26	5,721.95	426,500.00	7,648,464.21

**STATE BANK OF DEKALB CI&S MM
FOR THE MONTH OF MARCH, 2020**

FUND	BEGINNING BALANCE	INTEREST & PURCHASES	DECREASE	BOOK VALUE
Combined I&S Series 2015	400,025.87	66,886.52	-	466,912.39
I&S Series 2016	185,150.55	23,615.58	-	208,766.13
TOTAL	585,176.42	90,502.10	-	675,678.52

BALANCE ALL MM ACCOUNTS **8,324,142.73**

RESPECTFULLY SUBMITTED THIS 26TH DAY OF MAY, 2020.


DONNA EARLY
 CASS COUNTY TREASURER

**TEXAS CLASS INVESTMENTS
FOR THE MONTH OF MARCH, 2020**

FUND	BEGINNING BALANCE	INTEREST & PURCHASES	DECREASE	BOOK VALUE
General	2,255,689.52	1,989.58	-	2,257,679.10
Main R & B	-	-	-	-
R & B 1	560,126.79	494.03	-	560,620.82
R & B 2	167,791.02	147.99	-	167,939.01
R & B 3	52,283.94	46.11	-	52,330.05
R & B 4	20,913.44	18.44	-	20,931.88
TOTAL	3,056,804.71	2,696.15	-	3,059,500.86

Attached is a letter from Texas CLASS stating the book and market value of their funds.

RESPECTFULLY SUBMITTED THIS 26TH DAY OF MAY, 2020.

Donna Early -av

DONNA EARLY
CASS COUNTY TREASURER

**TEXANA BANK CD
FOR THE MONTH OF MARCH, 2020**

FUND	BEGINNING BALANCE	INTEREST & PURCHASES	DECREASE	BOOK VALUE
General	156,018.39	-	-	156,018.39
TOTAL	156,018.39	-	-	156,018.39

BALANCE ALL ACCOUNTS **156,018.39**
FDIC INSURANCE **156,018.39**

RESPECTFULLY SUBMITTED THIS 26TH DAY OF MAY, 2020.

Donna Early 

**DONNA EARLY
CASS COUNTY TREASURER**

**RED RIVER FEDERAL CREDIT UNION SAVINGS
FOR THE MONTH OF MARCH, 2020**

FUND	BEGINNING BALANCE	INTEREST & PURCHASES	DECREASE	BOOK VALUE
Tobacco	15.31	0.01	-	15.32
TOTAL	15.31	0.01	-	15.32

**RED RIVER FEDERAL CREDIT UNION CD
FOR THE MONTH OF MARCH, 2020**

FUND	BEGINNING BALANCE	INTEREST & PURCHASES	DECREASE	BOOK VALUE
Tobacco	250,158.11	582.68	-	250,740.79
TOTAL	250,158.11	582.68	-	250,740.79

BALANCE ALL ACCOUNTS **250,756.11**
 NCUA INSURANCE **250,756.11**

Attached is a list of balances for all county funds in the Red River Federal Credit Union.

RESPECTFULLY SUBMITTED THIS 26TH DAY OF MAY, 2020.

Donna Early

 DONNA EARLY
 CASS COUNTY TREASURER


**DOMINO FEDERAL CREDIT UNION CD
FOR THE MONTH OF MARCH, 2020**

FUND	BEGINNING BALANCE	INTEREST & PURCHASES	DECREASE	BOOK VALUE
Tobacco	249,237.97	529.20	-	249,767.17
TOTAL	249,237.97	529.20	-	249,767.17

BALANCE ALL ACCOUNTS **249,767.17**
NCUA INSURANCE **249,767.17**

Attached is a list of balances for all county funds in the Domino Federal Credit Union.

RESPECTFULLY SUBMITTED THIS 26TH DAY OF MAY, 2020.


DONNA EARLY
CASS COUNTY TREASURER

**TEXAR FEDERAL CREDIT UNION SAVINGS
FOR THE MONTH OF MARCH, 2020**

FUND	BEGINNING BALANCE	INTEREST & PURCHASES	DECREASE	BOOK VALUE
Tobacco	25.00	-	-	25.00
TOTAL	25.00	-	-	25.00

**TEXAR FEDERAL CREDIT UNION CD
FOR THE MONTH OF MARCH, 2020**

FUND	BEGINNING BALANCE	INTEREST & PURCHASES	DECREASE	BOOK VALUE
Tobacco	-	-	-	-
Cass County Forestry	-	-	-	-
TOTAL	-	-	-	-

BALANCE ALL ACCOUNTS	25.00
NCUA INSURANCE	25.00

Attached is a list of balances for all county funds in the TEXAR Federal Credit Union.

RESPECTFULLY SUBMITTED THIS 26TH DAY OF MAY, 2020.

Donna Early
DONNA EARLY
 CASS COUNTY TREASURER