

Cass County Treasurer's Report


May
2018

**THE CASS COUNTY TREASURER'S REPORT OF RECEIPTS
FOR THE MONTH OF MAY, 2018**

Source	2017	2018
Justice of Peace #1	17,069.88	18,794.57
Justice of Peace #2	4,095.19	5,811.40
Justice of Peace #3	11,822.80	26,498.66
Justice of Peace #4	5,280.75	13,084.73
Constables	807.59	125.00
County Clerk	28,915.67	39,238.72
District Clerk	-	44,510.11 * * * *
Cass County Sheriff	264.00	619.00
Tax Collector	154,346.58	203,427.34
State of Texas	2,000.00	8,023.49
State of Texas Reimb	32,213.99	50,829.16
Forfeiture/Seizures	1,012.00	162.60
U.S. Treasury	-	-
Interest	10,161.18	19,784.46
Royalties	-	-
Cass County Park	-	1,137.57
Sales	100.80	142,775.02
Miscellaneous	14,018.90	7,620.15
Miscellaneous Reimb	751.97	2,572.10
Transferred Funds	-	-
Sub-Total	282,861.30	585,014.08
AIP Program	-	-
DOEP	-	-
Juvenile Probation	23,134.00	22,407.00
Adult Probation	30,902.50	25,245.18
Others/Miscellaneous	13,146.43	10,098.00
State/Others	2,342.33	-
CDA Discretionary	61.35	352.31
Sub-Total	69,586.61	58,102.49
Grand Total	352,447.91	643,116.57

NET SALARY 336,484.77 356,863.77

RESPECTFULLY SUBMITTED,



DONNA EARLY
CASS COUNTY TREASURER

**THE CASS COUNTY TREASURER'S REPORT
OF RECEIPTS AND DISBURSEMENTS
FOR THE MONTH OF MAY, 2018**

FUND	BEG. BAL.	RECEIVED	DISBURSED	BALANCE
General	6,808,946.77	829,382.02	1,217,509.20	6,420,819.59
Jury Fund	(83,636.46)	8,671.85	36,491.87	(111,456.48)
Main R & B	896,737.48	156,232.97	274,287.44	778,683.01
H.A.V.A.	5,262.05	8.13	-	5,270.18
TOBACCO SETTLEMENT	1,002,403.76	1,296.57	-	1,003,700.33
R & B 1	952,127.80	112,960.07	95,185.67	969,902.20
R & B 2	423,228.27	92,843.89	92,367.95	423,704.21
R & B 3	385,196.53	64,923.76	56,390.24	393,730.05
R & B 4	401,021.49	96,662.94	80,857.67	416,826.76
CC PARK	(31,029.93)	1,175.00	2,331.97	(32,186.90)
FEDERAL ROAD INPROVMT	1,798.73	2.77	-	1,801.50
LINDEN ENTERPRISE FUND	9.33	0.01	-	9.34
FEDERAL INPROVMT 0711037	0.47	-	-	0.47
FEMA DR-1999 TX 2011 WF	10.00	0.01	-	10.01
BEAR CREEK FMAG 2965-2011	4,152.52	6.45	0.04	4,158.93
TEXAS CDBG CONT. 713069	9.77	0.01	-	9.78
TEXAS CDBG CONT. 7216247	479.65	0.74	-	480.39
LAW LIBRARY	(15,749.46)	875.00	-	(14,874.46)
CDA ESCROW	313.48	0.48	-	313.96
CDA FORFEITURE	69,830.34	2,231.01	2,030.00	70,031.35
TEXAS HISTORICAL GRANT	27,114.85	38.57	-	27,153.42
ARK LA TEX SEIZ/FORFT	(268.45)	-	-	(268.45)
CDA FEDERAL FORFEITURE	21,510.68	31.97	-	21,542.65
SHERIFF FED FORFT	4,366.42	6.74	-	4,373.16
HOME GRANT PROJECTS 2017	248,611.14	35,812.50	295,812.50	(11,388.86)
CTIF 01-034 TXDOT GRANT	731.43	1.13	-	732.56
FEMA 4269	523.48	0.80	-	524.28
RIGHT OF WAY	110,214.23	235.49	-	110,449.72
FORESTRY FUND	316,769.44	258,224.83	126,938.40	448,055.87
COMBINED I & S- SERIES 2015	398,833.00	8,236.39	350.00	406,719.39
CONST & RENOVATION	18,614.22	27.70	-	18,641.92
I & S 2016	181,468.60	2,442.34	-	183,910.94
PAYROLL	12,035.80	-	-	12,035.80
SUB TOTAL	12,161,637.43	1,672,332.14	2,280,552.95	11,553,416.62
JUVENILE PROB	343,627.37	27,105.46	29,454.39	341,278.44
ADULT PROB	334,247.10	80,516.73	108,727.66	306,036.17
NETRC	-	-	-	-
SATP TRACK III	8,372.32	1,984.30	10,356.62	-
COMM SVC RESTITUTION	675.24	3,405.27	4,080.51	-
AIP PROGRAM	(36,418.79)	-	-	(36,418.79)
MENTAL HEALTH INT. PRG.	10,083.90	-	6,784.29	3,299.61
CIVIL CHILD SUPPORT PRG.	57,936.33	1,253.00	-	59,189.33
HIGH RISK TREATMENT PRG	12,625.24	-	9,406.34	3,218.90
AGGRESSIVE BEHAVIOR PRG. 4	2,951.77	-	1,644.75	1,307.02
DRUG COURT	11,265.15	-	5,502.22	5,762.93
VETERANS PROGRAM	10,480.38	-	258.60	10,221.78
INDIGENT DEFENSE	50,584.72	6,995.19	-	57,579.91
TASK FORCE	902.81	1.39	-	904.20
TASK FORCE PI	43,682.73	63.13	-	43,745.86
CDA STATE FUNDS	(5,704.50)	9,168.62	3,414.08	50.04
CDA DISCRETIONARY	8,404.85	365.05	963.00	7,806.90
SUB TOTAL	853,716.62	130,858.14	180,592.46	803,982.30
GRAND TOTAL	13,015,354.05	1,803,190.28	2,461,145.41	12,357,398.92 ✓

RESPECTFULLY SUBMITTED

Donna Early
DONNA EARLY
CASS COUNTY TREASURER

THE CASS COUNTY TREASURER'S REPORT
OF RECEIPTS AND DISBURSEMENTS
FOR THE MONTH OF MAY, 2018


CERTIFICATION


WE, THE UNDERSIGNED, certify that we have actually and fully inspected and counted all actual cash and assets in the hands of said Treasurer for the period beginning May 1, 2018 and ending May 31, 2018, and find the same to be true and correct, and order same to be entered upon the minutes of said court as required by Local Government Code, Sec. 114.026.


WITNESS OUR HAND, OFFICIALLY THIS 26TH DAY OF JUNE, 2018.


COMMISSIONER, PRECINCT 1

COMMISSIONER, PRECINCT 2



COMMISSIONER, PRECINCT 4


COMMISSIONER, PRECINCT 3


COUNTY JUDGE

SWORN TO AND SUBSCRIBED BY EACH OF THE ABOVE, RESPECTIVELY, THIS 26TH DAY OF JUNE, 2018.


COUNTY CLERK



ACCOUNT NAME	BEGINNING CASH BALANCE	CASH RECEIPTS	CASH DISBURSEMENTS	ENDING CASH BALANCE
2018 010 GENERAL FUND				
CASH	275,696.00	669,151.41	817,509.20	127,338.21
CASH-OPERATING	.00	.00	.00	.00
RECEIVABLES	.00	.00	.00	.00
TEXPOOL INVESTMENTS	82,417.14	120.03	.00	82,437.17
CD INVESTMENT	.00	.00	.00	.00
GB MONEY MARKET	3,690,286.21	155,278.88	400,000.00	3,445,565.09
LAND, BUILDINGS & IMPROVEMENTS	.00	.00	.00	.00
EQUIPMENT, FURNITURE & FIXTURES	.00	.00	.00	.00
TECLASS INVESTMENT POOL	2,760,647.42	4,831.70	.00	2,765,479.12
FUND TOTALS	6,808,946.77	829,382.02	1,217,509.20	6,420,819.59
2018 011 DISTRICT & CO COURTOFLAW FUND				
DISTRICT AND CO COURTOFLAW CASH	83,636.46	8,671.85	36,491.87	111,456.48
CASH-OPERATING	.00	.00	.00	.00
C D INVESTMENT	.00	.00	.00	.00
RECEIVABLES	.00	.00	.00	.00
INVESTMENTS	.00	.00	.00	.00
CD INVESTMENT	.00	.00	.00	.00
MAIN GB MONEY MARKET	.00	.00	.00	.00
FUND TOTALS	83,636.46	8,671.85	36,491.87	111,456.48
2018 012 MAIN ROAD & BRIDGE				
CASH-MAIN R&B OPERATING	94,354.89	155,074.74	199,287.44	50,141.19
MAIN CASH OPERATING	.00	.00	.00	.00
C D INVESTMENT	.00	.00	.00	.00
RECEIVABLES	.00	.00	.00	.00
INVESTMENTS	.00	.00	.00	.00
CD INVESTMENT	.00	.00	.00	.00
MAIN GB MONEY MARKET	701,960.41	982.48	75,000.00	627,942.89
TECLASS INVESTMENT POOL	100,423.18	175.25	.00	100,598.93
FUND TOTALS	896,747.48	156,232.97	274,287.44	778,683.01
2018 013 H.A.V.A.				
CASH	5,262.05	8.13	.00	5,270.18
CASH-OPERATING	.00	.00	.00	.00
RECEIVABLES	.00	.00	.00	.00
INVESTMENTS	.00	.00	.00	.00
FUND TOTALS	5,262.05	8.13	.00	5,270.18
2018 014 TOBACCO SETTLEMENT				
TOBACCO SETTLEMENT	.00	.00	.00	.00
CASH	30,719.64	47.47	.00	30,767.11
CASH-OPERATING	.00	.00	.00	.00
C.D. INVESTMENT	.00	.00	.00	.00
RECEIVABLES	.00	.00	.00	.00
INVESTMENTS	.00	.00	.00	.00
TOBACCO SETTLEMENT INVEST	57,049.02	83.13	.00	57,132.15
GB MONEY MARKET	.00	.00	.00	.00
MAIN RR CD	287,442.91	408.89	.00	287,751.80
MAIN DC CD	242,911.20	288.83	.00	243,200.03
MAIN RR SV	242,574.69	257.53	.00	242,832.22
MAIN TEXAR CD	15.24	.00	.00	15.24
MAIN TEXAR SV	141,766.06	210.72	.00	141,976.78
FUND TOTALS	1,002,403.76	1,296.57	.00	1,003,700.33

ACCOUNT NAME	BEGINNING CASH BALANCE	CASH RECEIPTS	CASH DISBURSEMENTS	ENDING CASH BALANCE
2018 015 BEAR CK DISASTER DONATION	.00	.00	.00	.00
CASH-BEAR CK DISASTER DONATION	.00	.00	.00	.00
RECEIVABLES	.00	.00	.00	.00
FUND TOTALS	.00	.00	.00	.00
2018 016 JUVENILE PROBATION	24,588.29	36,646.63	29,454.39	21,780.53
CASH - JUVENILE PROBATION	.00	.00	.00	.00
CASH OPERATING	.00	.00	.00	.00
C D INVESTMENT	.00	.00	.00	.00
RECEIVABLES	.00	.00	.00	.00
INVESTMENTS	141,673.76	206.45	.00	141,880.21
CD INVESTMENT	.00	.00	.00	.00
GR MONEY MARKET	177,165.12	252.38	.00	177,617.70
FUND TOTALS	343,627.17	57,105.46	29,454.39	341,278.44
2018 017 ADULT PROBATION	43,135.13	60,022.74	78,727.66	24,630.21
CASH OPERATING-ADULT	.00	.00	.00	.00
CASH OPERATING	.00	.00	.00	.00
C D INVESTMENT	.00	.00	.00	.00
RECEIVABLES	.00	.00	.00	.00
INVESTMENTS	107,563.94	156.75	.00	107,720.69
CD INVESTMENT	.00	.00	.00	.00
GR MONEY MARKET	183,148.03	20,337.24	30,000.00	173,685.27
FUND TOTALS	314,247.10	80,516.73	108,727.66	306,036.17
2018 018 CASS CO RESTITUTION CENTER	.00	.00	.00	.00
RESTITUTION CENTER	.00	.00	.00	.00
CASH OPERATING-RESTITUTION CEN	.00	.00	.00	.00
CASH TO OPEN FNB BANK ACCT.	.00	.00	.00	.00
RECEIVABLES	.00	.00	.00	.00
INVESTMENTS	.00	.00	.00	.00
C D INVESTMENT	.00	.00	.00	.00
GR INVESTMENT	.00	.00	.00	.00
FUND TOTALS	.00	.00	.00	.00
2018 019 SAMP TRACK III	8,372.32	1,984.30	10,356.62	.00
CASH	.00	.00	.00	.00
CASH-OPERATING	.00	.00	.00	.00
RECEIVABLES	.00	.00	.00	.00
CD INVESTMENTS	.00	.00	.00	.00
GR MONEY MARKET	.00	.00	.00	.00
FUND TOTALS	8,372.32	1,984.30	10,356.62	.00
2018 020 COMMUNITY SERVICE RESTITUTION	675.24	1,405.27	4,080.51	.00
CASH OPERATING-CSR	.00	.00	.00	.00
CASH-OPERATING	.00	.00	.00	.00
RECEIVABLES	.00	.00	.00	.00
CD INVESTMENTS	.00	.00	.00	.00
GR MONEY MARKET	.00	.00	.00	.00
FUND TOTALS	675.24	1,405.27	4,080.51	.00
2018 021 ROAD AND BRIDGE #1	9,299.07	76,417.34	76,185.67	9,530.74
CASH-ROAD & BRIDGE#1 OPERATING	.00	.00	.00	.00
CASH OPERATING	.00	.00	.00	.00
C D INVESTMENT	.00	.00	.00	.00
RECEIVABLES	.00	.00	.00	.00

ACCOUNT NAME	BEGINNING CASH BALANCE	CASH RECEIPTS	CASH DISBURSEMENTS	ENDING CASH BALANCE
INVESTMENTS	72,679.32	105.91	.00	72,785.23
CD INVESTMENT	.00	.00	.00	.00
MAIN GB MONEY MARKET	332,408.70	45,495.68	19,000.00	348,904.38
TCLASS INVESTMENT POOL	537,740.21	941.16	.00	538,681.85
FUND TOTALS	952,127.80	112,968.97	95,185.67	969,902.20
2018 022 ROAD AND BRIDGE #2				
CASH - R&B #2 OPERATING	11,784.33	72,191.49	74,367.95	9,607.87
CASH-OPERATING	.00	.00	.00	.00
C D INVESTMENT	.00	.00	.00	.00
RECEIVABLES	.00	.00	.00	.00
INVESTMENTS	82,473.98	120.18	.00	82,594.16
CD INVESTMENT	.00	.00	.00	.00
GB MONEY MARKET	167,829.90	20,250.20	18,000.00	170,080.10
TCLASS INVESTMENT POOL	161,140.06	282.02	.00	161,422.08
FUND TOTALS	423,228.27	92,841.89	92,367.95	423,704.21
2018 023 ROAD AND BRIDGE #3				
CASH - ROAD & BRIDGE #3 OTHER	9,050.76	44,158.68	43,390.24	10,019.20
CASH-OPERATING	.00	.00	.00	.00
C D INVESTMENT	.00	.00	.00	.00
RECEIVABLES	.00	.00	.00	.00
INVESTMENTS	27,387.20	39.90	.00	27,427.10
CD INVESTMENT	.00	.00	.00	.00
GB MONEY MARKET	298,546.99	20,437.31	13,000.00	305,984.30
TCLASS INVESTMENT POOL	50,211.58	87.87	.00	50,299.45
FUND TOTALS	385,196.51	64,823.76	56,390.24	393,730.05
2018 024 ROAD AND BRIDGE #4				
CASH-ROAD & BRIDGE#4 OPERAT.	9,771.26	62,875.26	61,857.67	9,988.85
CASH-OPERATING	.00	.00	.00	.00
C D INVESTMENT	.00	.00	.00	.00
RECEIVABLES	.00	.00	.00	.00
INVESTMENTS	72,501.89	105.65	.00	72,607.54
CD INVESTMENT	.00	.00	.00	.00
MAIN GB MONEY MARKET	298,663.72	34,446.89	19,000.00	314,110.61
TCLASS INVESTMENT POOL	20,084.62	35.14	.00	20,119.76
FUND TOTALS	401,021.39	96,662.94	80,857.67	416,826.76
2018 025 AIP PROGRAM				
CASH-	36,418.79	.00	.00	36,418.79
CASH-OPERATING	.00	.00	.00	.00
CD INVESTMENTS	.00	.00	.00	.00
RECEIVABLES	.00	.00	.00	.00
INVESTMENTS	.00	.00	.00	.00
C D INVESTMENT	.00	.00	.00	.00
FUND TOTALS	36,418.79	.00	.00	36,418.79
2018 026 CASS COUNTY RESOURCE RECOVERY				
CASS CO. RESOURCE REC/ CASH	.00	.00	.00	.00
RECEIVABLES	.00	.00	.00	.00
INVESTMENTS	.00	.00	.00	.00
FUND TOTALS	.00	.00	.00	.00
2018 027 COUNTY CLERK ARCHIVE FUND				
PRESERVATION- CASH ACCT.	.00	.00	.00	.00
FUND TOTALS	.00	.00	.00	.00

ACCOUNT NAME	BEGINNING CASH BALANCE	CASH RECEIPTS	CASH DISBURSEMENTS	ENDING CASH BALANCE
2018 028 CASH COUNTY PARK				
CASH COUNTY PARKS	00	.00	.00	.00
CASH OPERATING - CC PARKS	41,029.44	1,175.00	2,431.97	32,186.90
CASH OPERATING INVESTMENTS	00	.00	.00	.00
FUND TOTALS	41,029.44	1,175.00	2,431.97	32,186.90
2018 029 FEDERAL ROAD IMPROVMT 0710197				
CASH OPERATING	1,798.71	2.77	.00	1,801.50
RECEIVABLES ROAD IMPROVEMENT	00	.00	.00	.00
INVESTMENTS ROAD IMPROVEMENT	00	.00	.00	.00
INVESTMENTS ROAD IMPROV	00	.00	.00	.00
FUND TOTALS	1,798.71	2.77	.00	1,801.50
2018 010 LINDEN ENTERPRISE FUND				
CASH OPERATING	9.33	.01	.00	9.34
INVESTMENTS	00	.00	.00	.00
CD INVESTMENTS	00	.00	.00	.00
MONEY MARKET GR	00	.00	.00	.00
FUND TOTALS	9.33	.01	.00	9.34
2018 041 EMG WATERSHED AG-7442-C-110010				
RECEIVABLES	00	.00	.00	.00
INVESTMENTS ROAD IMPROVEMENT	00	.00	.00	.00
INVESTMENTS	00	.00	.00	.00
FUND TOTALS	00	.00	.00	.00
2018 012 FEDERAL IMPROVEMENT 0711037				
CASH	.47	.00	.00	.47
RECEIVABLES	00	.00	.00	.00
INVESTMENTS	00	.00	.00	.00
FUND TOTALS	.47	.00	.00	.47
2018 043 SALT PROGRAM				
CASH	00	.00	.00	.00
CD INVESTMENTS	00	.00	.00	.00
RECEIVABLES	00	.00	.00	.00
INVESTMENTS	00	.00	.00	.00
FUND TOTALS	00	.00	.00	.00
2018 044 MENTAL HEALTH INITIATIVE PRG				
CASH	10,084.90	.00	6,784.29	3,299.61
CASH OPERATING	00	.00	.00	.00
CD INVESTMENTS	00	.00	.00	.00
RECEIVABLES	00	.00	.00	.00
INVESTMENTS	00	.00	.00	.00
CD INVESTMENTS	00	.00	.00	.00
MONEY MARKET GR	00	.00	.00	.00
FUND TOTALS	10,084.90	.00	6,784.29	3,299.61
2018 045 CIVIL CHILD SUPPORT PROGRAM				
CASH	10,436.44	1,253.00	.00	11,689.44

ACCOUNT NAME	BEGINNING CASH BALANCE	CASH RECEIPTS	CASH DISBURSEMENTS	ENDING CASH BALANCE
CASH-OPERATING	.00	.00	.00	.00
CD INVESTMENTS	.00	.00	.00	.00
RECEIVABLES	.00	.00	.00	.00
CD INVESTMENTS	.00	.00	.00	.00
GB MONEY MARKET	47,500.00	.00	.00	47,500.00
FUND TOTALS	57,946.88	1,253.00	.00	59,199.88

2018 036 FEMA DR-1999-TX 2011 WILDFIRES
 CASH - 1999 FEMA WILDFIRES
 CASH-OPERATING
 RECEIVABLES
 INVESTMENTS
 INTEREST DISTRIBUTION
 FUND TOTALS

	10.00	.01	.00	10.01
	.00	.00	.00	.00
	.00	.00	.00	.00
	.00	.00	.00	.00
	.00	.00	.00	.00
	10.00	.01	.00	10.01

2018 037 HIGH RISK TREATMENT PROGRAM
 CASH
 CASH-OPERATING
 CD INVESTMENTS
 RECEIVABLES
 INVESTMENTS
 GB MONEY MARKET
 FUND TOTALS

	12,625.24	.00	9,406.34	3,218.90
	.00	.00	.00	.00
	.00	.00	.00	.00
	.00	.00	.00	.00
	.00	.00	.00	.00
	12,625.24	.00	9,406.34	3,218.90

2018 038 BEAR CREEK EMAG 2965 2011
 CASH
 CASH OPERATING
 RECEIVABLES
 CD INVESTMENTS
 INVESTMENTS
 MONEY MARKET GR
 FUND TOTALS

	4,152.48	6.45	.00	4,158.93
	.00	.00	.00	.00
	.00	.00	.00	.00
	.00	.00	.00	.00
	.00	.00	.00	.00
	4,152.52	6.45	.00	4,158.97

2018 039 TEXAS CDBG CONTRACT 711069
 CASH
 RECEIVABLES
 INVESTMENTS
 INVESTMENTS
 FUND TOTALS

	9.77	.01	.00	9.78
	.00	.00	.00	.00
	.00	.00	.00	.00
	.00	.00	.00	.00
	9.77	.01	.00	9.78

2018 040 TEXAS CDBG CONTRACT 7216247
 CASH
 INVESTMENTS
 INVESTMENTS
 GB MONEY MARKET
 FUND TOTALS

	479.65	.74	.00	480.39
	.00	.00	.00	.00
	.00	.00	.00	.00
	.00	.00	.00	.00
	479.65	.74	.00	480.39

2018 041 LAW LIBRARY
 CASH - LAW LIBRARY OPERATING
 CASH OPERATING
 CD INVESTMENT
 RECEIVABLES
 CD INVESTMENT
 FUND TOTALS

	15,749.46	875.00	.00	16,624.46
	.00	.00	.00	.00
	.00	.00	.00	.00
	.00	.00	.00	.00
	15,749.46	875.00	.00	16,624.46

2018 042 INDIGENT DEFENSE GRANT (SH7)
 INDIGENT DEFENSE GRANT (SH7)

	.00	.00	.00	.00
--	-----	-----	-----	-----

ACCOUNT NAME	BEGINNING CASH BALANCE	CASH RECEIPTS	CASH DISBURSEMENTS	ENDING CASH BALANCE
2018 043 CASH-INDIGENT DEFENSE	24,915.98	6,957.82	.00	31,893.80
CASH OPERATING	.00	.00	.00	.00
CD INVESTMENT	.00	.00	.00	.00
RECEIVABLES	.00	.00	.00	.00
INVESTMENTS	25,648.74	17.17	.00	25,686.11
TEXPOOL INVESTMENTS	.00	.00	.00	.00
BANK INVESTMENTS	.00	.00	.00	.00
MONEY MARKET GR	.00	.00	.00	.00
FUND TOTALS	50,586.72	6,995.19	.00	57,579.91
2018 043 DIST ATT. ESCROW ACCOUNT	.00	.00	.00	.00
DIST ATT. ESCROW ACCOUNT	313.48	.48	.00	313.96
CASH OPERATING-DA ESCROW ACCT	.00	.00	.00	.00
C D INVESTMENT	.00	.00	.00	.00
RECEIVABLES	.00	.00	.00	.00
INVESTMENTS	.00	.00	.00	.00
CD INVESTMENT	.00	.00	.00	.00
MONEY MARKET GR	.00	.00	.00	.00
FUND TOTALS	313.48	.48	.00	313.96
2018 044 C.D.A. FORFEITURE ACCOUNT	.00	.00	.00	.00
C.D.A. FORFEITURE ACCOUNT	14,720.62	2,151.25	2,070.00	14,841.87
CASH OPERATING	.00	.00	.00	.00
C D INVESTMENT	.00	.00	.00	.00
RECEIVABLES	.00	.00	.00	.00
INVESTMENTS	39,612.77	57.72	.00	39,670.49
CD INVESTMENT	.00	.00	.00	.00
MONEY MARKET	15,496.95	22.04	.00	15,518.99
FUND TOTALS	69,830.34	2,231.01	2,070.00	70,031.35
2018 045 REGIONAL INTRASTATE TASK FORCE	.00	.00	.00	.00
ARK-LA-TEX NARC TASK FORCE	902.81	1.19	.00	904.20
REGIONAL TASK FRC CASH	.00	.00	.00	.00
C D INVESTMENTS	.00	.00	.00	.00
RECEIVABLES	.00	.00	.00	.00
INVESTMENTS	.00	.00	.00	.00
CD INVESTMENTS	.00	.00	.00	.00
FUND TOTALS	902.81	1.19	.00	904.20
2018 046 TASK FORCE PROGRAM INCOME	.00	.00	.00	.00
TASK FORCE PROGRAM INCOME	8,014.86	12.41	.00	8,047.27
TF PROGRAM INCOME-CASH	.00	.00	.00	.00
CASH OPERATING	.00	.00	.00	.00
CD INVESTMENTS	.00	.00	.00	.00
RECEIVABLES	.00	.00	.00	.00
TF-PI INVESTMENTS	.00	.00	.00	.00
INVESTMENTS	.00	.00	.00	.00
MONEY MARKET	35,647.87	50.72	.00	35,698.59
FUND TOTALS	43,682.73	63.13	.00	43,745.86
2018 047 CDA-STATE FUNDS	.00	.00	.00	.00
CDA STATE FUNDS	6,704.50	9,168.62	1,414.08	50.04
CASH	.00	.00	.00	.00
CASH OPERATING	.00	.00	.00	.00

ACCOUNT NAME	BEGINNING CASH BALANCE	CASH RECEIPTS	CASH DISBURSEMENTS	ENDING CASH BALANCE
CD INVESTMENTS	.00	.00	.00	.00
INVESTMENTS	.00	.00	.00	.00
CD INVESTMENTS	.00	.00	.00	.00
FUND TOTALS	5,703.50	9,168.62	3,313.08	50.04

2018 048 TEXAS HISTORICAL GRANT

CASH	.00	.00	.00	.00
CASH	.00	.00	.00	.00
CASH-OPERATING	.00	.00	.00	.00
CD INVESTMENTS	.00	.00	.00	.00
RECEIVABLES	.00	.00	.00	.00
CD INVESTMENTS	.00	.00	.00	.00
CD INVESTMENTS	.00	.00	.00	.00
CD MONEY MARKET	27,114.85	38.57	.00	27,153.42
FUND TOTALS	27,114.85	38.57	.00	27,153.42

2018 040 ARK LA TEX SEIZ/FORFT.FUND

ARK-LA-TEX FORE/SEIZ.	.00	.00	.00	.00
CASH OPERATING	268.45	.00	.00	268.45
C D INVESTMENTS	.00	.00	.00	.00
INVESTMENTS	.00	.00	.00	.00
CD INVESTMENT	.00	.00	.00	.00
FUND TOTALS	268.45	.00	.00	268.45

2018 051 CDA FORFEITURE FUNDS

CDA FEDERAL FORFEITURES FUND	.00	.00	.00	.00
CASH	11,169.38	17.26	.00	11,186.64
CASH-OPERATING	.00	.00	.00	.00
C D INVESTMENTS	.00	.00	.00	.00
INVESTMENTS	.00	.00	.00	.00
CD INVESTMENT	.00	.00	.00	.00
MONEY MARKET	10,441.30	14.71	.00	10,356.01
FUND TOTALS	21,510.68	31.97	.00	21,542.65

2018 052 SHERIFF FEDERAL FORFEITURES

SHERIFF FEDERAL FORFEITURES	.00	.00	.00	.00
CASH	4,366.42	6.74	.00	4,373.16
CASH-OPERATING	.00	.00	.00	.00
C D INVESTMENTS	.00	.00	.00	.00
INVESTMENTS	.00	.00	.00	.00
CD INVESTMENTS	.00	.00	.00	.00
MONEY MARKET GR	.00	.00	.00	.00
FUND TOTALS	4,366.42	6.74	.00	4,373.16

2018 055 HOME GRANT PROJECTS 2017

HOME GRANT PROJECTS 2017	.00	.00	.00	.00
CASH	248,611.14	35,812.50	295,812.50	11,388.86
CD INVESTMENTS	.00	.00	.00	.00
A/R	.00	.00	.00	.00
RECEIVABLES	.00	.00	.00	.00
FUND TOTALS	248,611.14	35,812.50	295,812.50	11,388.86

2018 060 MENTAL HEALTH PROGRAM # 4

MENTAL HEALTH PROGRAM # 4	.00	.00	.00	.00
CASH	.00	.00	.00	.00
CD INVESTMENTS	.00	.00	.00	.00
RECEIVABLES	.00	.00	.00	.00
INVESTMENTS	.00	.00	.00	.00

ACCOUNT NAME	BEGINNING CASH BALANCE	CASH RECEIPTS	CASH DISBURSEMENTS	ENDING CASH BALANCE
2018 061 AGGRESSIVE BEHAVIOR PROGRAM#20				
MONEY MARKET GB	.00	.00	.00	.00
FUND TOTALS	.00	.00	.00	.00
2018 061 AGGRESSIVE BEHAVIOR PROGRAM#20				
CASH	2,951.77	.00	1,644.75	1,307.02
CD INVESTMENTS	.00	.00	.00	.00
RECEIVABLES	.00	.00	.00	.00
INVESTMENTS	.00	.00	.00	.00
GB MONEY MARKET	.00	.00	.00	.00
FUND TOTALS	2,951.77	.00	1,644.75	1,307.02
2018 062 CTIF-01-034 TXDOT GRANT				
CASH	741.44	1.13	.00	732.56
GB MONEY MARKET	.00	.00	.00	.00
FUND TOTALS	741.44	1.13	.00	732.56
2018 063 CASS COUNTY DRUG COURT				
CASH	11,265.15	.00	5,502.22	5,762.93
CD INVESTMENTS	.00	.00	.00	.00
RECEIVABLES	.00	.00	.00	.00
INVESTMENTS	.00	.00	.00	.00
GB MONEY MARKET	.00	.00	.00	.00
FUND TOTALS	11,265.15	.00	5,502.22	5,762.93
2018 064 VETERANS PROGRAM				
CASH	10,480.38	.00	258.60	10,221.78
CD INVESTMENTS	.00	.00	.00	.00
RECEIVABLES	.00	.00	.00	.00
INVESTMENTS	.00	.00	.00	.00
GB MONEY MARKET	.00	.00	.00	.00
FUND TOTALS	10,480.38	.00	258.60	10,221.78
2018 065 FEMA 4269				
CASH	523.48	.80	.00	524.28
GB MONEY MARKET	.00	.00	.00	.00
FUND TOTALS	523.48	.80	.00	524.28
2018 070 RIGHT OF WAY FUND				
CASH -RIGHT OF WAY OPERATING	14,443.01	98.21	.00	14,541.22
CASH-OPERATING	.00	.00	.00	.00
C D INVESTMENT	.00	.00	.00	.00
RECEIVABLES	.00	.00	.00	.00
INVESTMENTS	29,295.43	42.69	.00	29,338.12
CD INVESTMENT	.00	.00	.00	.00
MAIN MONEY MARKET GB	66,475.79	94.59	.00	66,570.38
FUND TOTALS	110,214.23	235.49	.00	110,449.72
2018 072 CASS COUNTY FORESTRY FUND				
CASH-CASS COUNTY FORESTRY FUND	26,103.40	137,722.19	126,938.40	36,887.19
CASH OPERATING	.00	.00	.00	.00
C D INVESTMENT	.00	.00	.00	.00
RECEIVABLES	.00	.00	.00	.00
INVESTMENTS	47,442.31	69.13	.00	47,511.44
CD INVESTMENT	.00	.00	.00	.00
MAIN GB MONEY MARKET	141,962.34	120,284.01	.00	262,246.35
MAIN TEXAR CD	101,261.39	150.50	.00	101,411.89
T/CLASS INVESTMENT POOL	.00	.00	.00	.00

ACCOUNT NAME	BEGINNING CASH BALANCE	CASH RECEIPTS	CASH DISBURSEMENTS	ENDING CASH BALANCE
FUND TOTALS	316,769.44	254,224.84	126,938.40	448,055.87
2018 080 CASS COUNTY JAIL CONSTRUCTION				
CASH-CASS CO JAIL CONST	.00	.00	.00	.00
C D INVESTMENT	.00	.00	.00	.00
RECEIVABLES	.00	.00	.00	.00
INVESTMENTS-CC JAIL CONST	.00	.00	.00	.00
CD INVESTMENT	.00	.00	.00	.00
FUND TOTALS	.00	.00	.00	.00
2018 081 CC JAIL INT & SINKING				
CASH-CC JAIL INT & SINKING	.00	.00	.00	.00
C D INVESTMENT	.00	.00	.00	.00
RECEIVABLES	.00	.00	.00	.00
INVESTMENTS	.00	.00	.00	.00
BANK INVESTMENT	.00	.00	.00	.00
FUND TOTALS	.00	.00	.00	.00
2018 082 RESOURCE RECOVERY I&S				
CASH-CC RESOURCE RECOVERY	.00	.00	.00	.00
PEITY CASH	.00	.00	.00	.00
C D INVESTMENT	.00	.00	.00	.00
RECEIVABLES	.00	.00	.00	.00
INVESTMENTS	.00	.00	.00	.00
BANK INVESTMENT	.00	.00	.00	.00
FUND TOTALS	.00	.00	.00	.00
2018 083 RESOURCE RECOVERY INT&SINKING				
CASH-RES REC INT&SINKING	.00	.00	.00	.00
C D INVESTMENT	.00	.00	.00	.00
RECEIVABLES	.00	.00	.00	.00
INVESTMENTS	.00	.00	.00	.00
BANK INVESTMENT	.00	.00	.00	.00
FUND TOTALS	.00	.00	.00	.00
2018 084 COMBINED INTEREST & SINKING				
COMBINED INTEREST & SINKING	.00	.00	.00	.00
CASH	19,105.71	26.04	350.00	18,781.74
CASH-OPERATING	.00	.00	.00	.00
CD INVESTMENT	.00	.00	.00	.00
RECEIVABLES	.00	.00	.00	.00
INVESTMENTS	.00	.00	.00	.00
BANK INVESTMENTS	.00	.00	.00	.00
CL&S OB MM	379,727.29	8,210.36	.00	387,937.65
FUND TOTALS	398,833.00	8,236.39	350.00	406,719.39
2018 085 LAW ENFORC CONSTRUCTION FUND				
06 CONSTRUCTION & RENOVATION	6,645.44	10.25	.00	6,645.68
CASH OPERATING	.00	.00	.00	.00
C D INVESTMENT	.00	.00	.00	.00
INVESTMENTS	11,978.79	17.45	.00	11,996.24
CD INVESTMENTS	.00	.00	.00	.00
MAIN MONEY MARKET GI	.00	.00	.00	.00
FUND TOTALS	18,624.22	27.70	.00	18,641.92
2018 086 INTEREST & SINKING SERIES 2016				
CASH	3,850.00	5.31	.00	3,855.31

ACCOUNT NAME	BEGINNING CASH BALANCE	CASH RECEIPTS	CASH DISBURSEMENTS	ENDING CASH BALANCE
2018 089 CDA DISCRETIONARY FUND				
CASH	8,404.85	365.05	963.00	7,806.90
CASH-OPERATING	.00	.00	.00	.00
C B INVESTMENT	.00	.00	.00	.00
RECEIVABLES	.00	.00	.00	.00
FUND TOTALS	8,404.85	365.05	963.00	7,806.90
2018 090 PAYROLL FUND				
PAYROLL FUND	.00	.00	.00	.00
PAYROLL CASH	12,035.80	.00	.00	12,035.80
CASH OPERATING	.00	.00	.00	.00
FUND TOTALS	12,035.80	.00	.00	12,035.80
2018 096 GENERAL FIXED ASSETS				
CASH	.00	.00	.00	.00
LAND, BLDGS & IMPROVEMENTS	.00	.00	.00	.00
EQUIP, FURN, & FIXTURES	.00	.00	.00	.00
CAPITAL LEASE ASSETS (AUTOS)	.00	.00	.00	.00
CONSTRUCTION IN PROGRESS	.00	.00	.00	.00
FUND TOTALS	.00	.00	.00	.00
2018 097 GENERAL LONG TERM DEBT				
CASH	.00	.00	.00	.00
FUND TOTALS	.00	.00	.00	.00
GRAND TOTALS	13,015,354.05	1,801,190.28	2,461,145.41	12,357,398.92

FUND NAME:	CHECKING ACCOUNT	CHECKING AMOUNT	TDOA ACCOUNT	TDOA AMOUNT	FUND TOTAL
2018 010 GENERAL FUND	MAIN	127,338.21	MAIN TDOA MAIN GB MM MAIN TCLAS	82,437.17 3,445,565.09 2,765,479.12	6,420,819.59
2018 011 DISTRICT & CO COURTLAW FUND	MAIN	111,456.48	MAIN TDOA MAIN GB MM		111,456.48
2018 012 MAIN ROAD & BRIDGE	MAIN	50,141.19	MAIN TDOA MAIN GB MM MAIN TCLAS	627,942.89 100,598.93	778,683.01
2018 013 H.A.V.A.	MAIN	5,270.18	MAIN TDOA		5,270.18
2018 014 TOBACCO SETTLEMENT	MAIN	30,767.11	MAIN TDOA MAIN GB MM MAIN RR CD MAIN DC CD MAIN RR SV MAIN TX CD MAIN TX SV	57,132.15 287,751.80 243,200.03 242,832.22 15.24 141,976.78 25.00	1,003,700.33
2018 015 BEAR CK DISASTER DONATION	BRCREEK				
2018 016 JUVENILE PROBATION	MAIN	21,780.53	MAIN TDOA MAIN GB MM	141,880.21 177,617.70	341,278.44
2018 017 ADULT PROBATION	MAIN	24,630.21	MAIN TDOA MAIN GB MM	107,720.69 173,685.27	306,036.17
2018 018 CASS CO RESTITUTION CENTER	MAIN		MAIN TDOA		
2018 019 SATP TRACK III	MAIN		MAIN GB MM		
2018 020 COMMUNITY SERVICE RESTITUTIMAIN	MAIN	9,530.74	MAIN GB MM		
2018 021 ROAD AND BRIDGE #1	MAIN	9,607.87	MAIN TDOA MAIN GB MM MAIN TCLAS	72,785.23 348,904.38 538,681.85	969,902.20
2018 022 ROAD AND BRIDGE #2	MAIN	9,607.87	MAIN TDOA MAIN GB MM MAIN TCLAS	82,594.16 170,080.10 161,422.08	423,704.21
2018 023 ROAD AND BRIDGE #3	MAIN	10,019.20	MAIN TDOA MAIN GB MM MAIN TCLAS	27,427.10 305,984.30 50,299.45	393,730.05
2018 024 ROAD AND BRIDGE #4	MAIN	9,988.85	MAIN TDOA MAIN GB MM MAIN TCLAS	72,607.54 314,110.61 20,119.76	416,826.76
2018 025 AIP PROGRAM	MAIN	36,418.79	MAIN TDOA		36,418.79
2018 026 CASS COUNTY RESOURCE RECOVERMAIN	MAIN		MAIN TDOA		
2018 027 COUNTY CLERK ARCHIVE FUND	MAIN				

FUND NAME	CHECKING ACCOUNT	CHECKING AMOUNT	TDOA ACCOUNT	TDOA AMOUNT	FUND TOTAL
2018 028 CASS COUNTY PARK	MAIN	32,186.90	MAIN TDOA		32,186.90
2018 029 FEDERAL-ROAD IMPROVMT 071019MAIN	MAIN	1,801.50	MAIN TDOA MAIN GB MM		1,801.50
2018 030 LINDEN ENTERPRISE FUND	MAIN	9.34	MAIN TDOA		9.34
2018 031 EMG WATERSHED AG-7442-C-1100MAIN	MAIN		MAIN TDOA		
2018 032 FEDERAL IMPROVEMENT 0711037 MAIN	MAIN	.47	MAIN TDOA		.47
2018 033 SATT PROGRAM	MAIN		MAIN TDOA		
2018 034 MENTAL HEALTH INITIATIVE PRGMAIN	MAIN	3,299.61	MAIN TDOA MAIN GB MM		3,299.61
2018 035 CIVIL CHILD SUPPORT PROGRAM MAIN	MAIN	11,689.33	MAIN GR MM	47,500.00	59,189.33
2018 036 FEMA DR-1999-TX 2011 WILDFIRMAIN	MAIN	10.01	MAIN TDOA		10.01
2018 037 HIGH RISK TREATMENT PROGRAM MAIN	MAIN	3,218.90	MAIN TDOA MAIN GB MM		3,218.90
2018 038 BEAR CREEK EMAG 2965-2011 MAIN	MAIN	4,158.93	MAIN TDOA MAIN GB MM		4,158.93
2018 039 TEXAS CDBG CONTRACT 713069 MAIN	MAIN	9.78			9.78
2018 040 TEXAS CDBG CONTRACT 7216247 MAIN	MAIN	480.39	MAIN GB MM		480.39
2018 041 LAW LIBRARY	MAIN	14,874.46			14,874.46
2018 042 INDIGENT DEFENSE GRANT (SB7)MAIN	MAIN	31,893.80	MAIN TDOA MAIN GB MM	25,686.11	57,579.91
2018 043 DIST ATT. ESCROW ACCOUNT	MAIN	313.96	MAIN TDOA MAIN GB MM		313.96
2018 044 C.D.A. FORFEITURE ACCOUNT	MAIN	14,841.87	MAIN TDOA MAIN GB MM	39,670.49 15,518.99	70,031.35
2018 045 REGIONAL INTRASTATE TASK FORMAIN	MAIN	904.20			904.20
2018 046 TASK FORCE PROGRAM INCOME MAIN	MAIN	8,047.27	MAIN GB MM	35,698.59	43,745.86
2018 047 CDA-STATE FUNDS	MAIN	50.04			50.04
2018 048 TEXAS HISTORICAL GRANT	MAIN		MAIN GB MM	27,153.42	27,153.42
2018 050 ARK LA TEX SEIZ/FORFT.FUND MAIN	MAIN	268.45			268.45
2018 051 CDA FORFEITURE FUNDS	MAIN	11,186.64	MAIN TDOA MAIN GB MM	10,356.01	21,542.65
2018 052 SHERIFF FEDERAL FORFEITURES MAIN	MAIN	4,373.16	MAIN TDOA		

FUND NAME	CHECKING ACCOUNT	CHECKING AMOUNT	TDOA ACCOUNT	TDOA AMOUNT	FUND TOTAL
2018 055 HOME GRANT PROJECTS 2017	MAIN	11,388.86-	MAIN GB MM		11,388.86-
2018 060 MENTAL HEALTH PROGRAM # 4	MAIN		MAIN TDOA MAIN GB MM		
2018 061 AGGRESSIVE BEHAVIOR PROGRAM#MAIN	MAIN	1,307.02	MAIN TDOA MAIN GB MM		1,307.02
2018 062 CTIF-01-034 TXDOT GRANT	MAIN	732.56	MAIN GB MM		732.56
2018 063 CASS COUNTY DRUG COURT	MAIN	5,762.93	MAIN TDOA		5,762.93
2018 064 VETERANS PROGRAM	MAIN	10,221.78	MAIN TDOA MAIN GB MM		10,221.78
2018 065 FEMA 4269	MAIN	524.28	MAIN GB MM		524.28
2018 070 RIGHT OF WAY FUND	MAIN	14,541.22	MAIN TDOA MAIN GB MM	29,338.12 66,570.38	110,449.72
2018 072 CASS COUNTY FORESTRY FUND	MAIN	36,887.19	MAIN TDOA MAIN GB MM MAIN TX CD MAIN TCLAS	47,511.44 262,245.35 101,411.89	448,055.87
2018 080 CASS COUNTY JAIL CONSTRUCTION CC JAIL CO			CCJC-TDOA CC JAIL CD		
2018 081 CC JAIL INT & SINKING	CC JAIL I&S		CCJIS-TDOA JAIL I&SCD		
2018 082 RESOURCE RECOVERY I&S	CC SW CONS		CCSWC-TDOA SW CONSTCD		
2018 083 RESOURCE RECOVERY INT&SINKINCC SW I&S			CCSWIS-TDO SW I&S CD		
2018 084 COMBINED INTEREST & SINKING CI&S		18,781.74	CI&S CI&S GB MM	387,937.65	406,719.39
2018 085 LAW ENFORC.CONSTRUCTION FUNDMAIN		6,645.68	MAIN TDOA MAIN GB MM	11,996.24	18,641.92
2018 086 INTEREST & SINKING SERIES 20CI&S		3,855.31	CI&S GB MM	180,055.63	183,910.94
2018 089 CDA DISCRETIONARY FUND	MAIN	7,806.90			7,806.90
2018 090 PAYROLL	PAYROLL	12,035.80			12,035.80
2018 096 GENERAL FIXED ASSETS					
2018 097 GENERAL LONG TERM DEBT					
TOTAL		307,871.76		12,049,527.16	12,357,398.92

CHECK ACCOUNT

ACCOUNT BALANCE - MAIN
ACCOUNT BALANCE - CI&S
ACCOUNT BALANCE - PAYROLL

CHECK

273,198.91
22,637.05
12,035.80

TOTAL

307,871.76

TDOA ACCOUNT

ACCOUNT BALANCE - MAIN TDOA
ACCOUNT BALANCE - MAIN GB MM
ACCOUNT BALANCE - MAIN TC&S
ACCOUNT BALANCE - MAIN RR CD
ACCOUNT BALANCE - MAIN DC CD
ACCOUNT BALANCE - MAIN RR SV
ACCOUNT BALANCE - MAIN TX CD
ACCOUNT BALANCE - MAIN TX SV
ACCOUNT BALANCE - CI&S GB MM

TDOA

798,786.65
6,316,684.88
3,636,601.19
243,200.03
242,832.22
15.24
243,398.67
25.00
567,993.28

TOTAL

12,049,527.16


307,871.76
12,049,527.16
12,357,398.92

**TEXPOOL INVESTMENTS
FOR THE MONTH OF MAY, 2018**

FUND	BEGINNING BALANCE	INTEREST & PURCHASES	DECREASE	BOOK VALUE
General	82,317.14	120.03	-	82,437.17
Jury	-	-	-	-
Main R & B	-	-	-	-
Tobacco Settlement	57,049.02	83.13	-	57,132.15
Juvenile Probation	141,673.76	206.45	-	141,880.21
Adult Probation	107,563.94	156.75	-	107,720.69
R & B # 1	72,679.32	105.91	-	72,785.23
R & B # 2	82,473.98	120.18	-	82,594.16
R & B # 3	27,387.20	39.90	-	27,427.10
R & B # 4	72,501.89	105.65	-	72,607.54
Federal Road Improvmt	-	-	-	-
Indigent Defense Grant	25,648.74	37.37	-	25,686.11
CDA Forfeiture	39,612.77	57.72	-	39,670.49
Right of Way	29,295.43	42.69	-	29,338.12
Forestry	47,442.31	69.13	-	47,511.44
Construction & Renovation	11,978.79	17.45	-	11,996.24
TOTAL	797,624.29	1,162.36	-	798,786.65 ✓

Attached is a letter from TexPool stating the book and market value of their funds.

RESPECTFULLY SUBMITTED THIS 26TH DAY OF JUNE, 2018.


 DONNA EARLY
 CASS COUNTY TREASURER

**GUARANTY BANK AND TRUST GENERAL MM
FOR THE MONTH OF MAY, 2018**

FUND	BEGINNING BALANCE	INTEREST & PURCHASES	DECREASE	BOOK VALUE
General	3,690,286.21	155,278.88	400,000.00	3,445,565.09
Main R & B	701,960.41	982.48	75,000.00	627,942.89
Tobacco	287,342.91	408.89	-	287,751.80
Juvenile Probation	177,365.32	252.38	-	177,617.70
Adult Probation	183,348.03	20,337.24	30,000.00	173,685.27
SATP Track III	-	-	-	-
R & B 1	332,408.70	35,495.68	19,000.00	348,904.38
R & B 2	167,829.90	20,250.20	18,000.00	170,080.10
R & B 3	298,546.99	20,437.31	13,000.00	305,984.30
R & B 4	298,663.72	34,446.89	19,000.00	314,110.61
Linden Enterprise Fund	-	-	-	-
Civil Child Support Prgm.	47,500.00	-	-	47,500.00
High Risk Treatment Prgm.	-	-	-	-
Bear Creek FMAG 2965-2011	0.04	-	0.04	-
TX CDBG CONTRACT 7216247	-	-	-	-
Indigent Defense Grant	-	-	-	-
CDA Forfeiture Account	15,496.95	22.04	-	15,518.99
Task Force PI	35,647.87	50.72	-	35,698.59
Texas Historical Grant	27,114.85	38.57	-	27,153.42
CDA Forfeiture Funds	10,341.30	14.71	-	10,356.01
Sheriff Federal Forfeiture	-	-	-	-
CTIF-01-034 TXDOT Grant	-	-	-	-
FEMA 4269	-	-	-	-
Right of Way	66,475.79	94.59	-	66,570.38
Cass County Forestry	141,962.34	120,283.01	-	262,245.35
TOTAL	6,482,291.33	408,393.59	574,000.04	6,316,684.88 ✓

**GUARANTY BANK AND TRUST CI&S MM
FOR THE MONTH OF MAY, 2018**

FUND	BEGINNING BALANCE	INTEREST & PURCHASES	DECREASE	BOOK VALUE
Combined I&S Series 2015	379,727.29	8,210.36	-	387,937.65
I&S Series 2016	177,618.60	2,437.03	-	180,055.63
TOTAL	557,345.89	10,647.39	-	567,993.28 ✓

BALANCE ALL MM ACCOUNTS **6,884,678.16**

RESPECTFULLY SUBMITTED THIS 26TH DAY OF JUNE, 2018.


 DONNA EARLY
 CASS COUNTY TREASURER

**GUARANTY BANK AND TRUST ALL ACCOUNTS
FOR THE MONTH OF MAY, 2018**

Attached is a list of balances for all funds in Guaranty Bank and Trust under the Federal ID Number for Cass County and a copy of the pledged securities listing book and market value.

BALANCE ALL ACCOUNTS	8,490,320.49
FDIC INSURANCE	500,000.00
BOOK VALUE	9,301,724.06
MARKET VALUE PLEDGED	9,061,913.93
PLEDGED EXCESS	1,071,593.44

RESPECTFULLY SUBMITTED THIS 26TH DAY OF JUNE, 2018.


DONNA EARLY
CASS COUNTY TREASURER

**TEXAS CLASS INVESTMENTS
FOR THE MONTH OF MAY, 2018**

FUND	BEGINNING BALANCE	INTEREST & PURCHASES	DECREASE	BOOK VALUE
General	2,760,647.42	4,831.70	-	2,765,479.12
Main R & B	100,423.18	175.75	-	100,598.93
R & B 1	537,740.71	941.14	-	538,681.85
R & B 2	161,140.06	282.02	-	161,422.08
R & B 3	50,211.58	87.87	-	50,299.45
R & B 4	20,084.62	35.14	-	20,119.76
TOTAL	3,630,247.57	6,353.62	-	3,636,601.19 ✓

Attached is a letter from Texas CLASS stating the book and market value of their funds.

RESPECTFULLY SUBMITTED THIS 26TH DAY OF JUNE, 2018.


 DONNA EARLY
 CASS COUNTY TREASURER

**RED RIVER FEDERAL CREDIT UNION SAVINGS
FOR THE MONTH OF MAY, 2018**

FUND	BEGINNING BALANCE	INTEREST & PURCHASES	DECREASE	BOOK VALUE
Tobacco	15.24	-	-	15.24
TOTAL	15.24	-	-	15.24 ✓

**RED RIVER FEDERAL CREDIT UNION CD
FOR THE MONTH OF MAY, 2018**

FUND	BEGINNING	INTEREST &	DECREASE	BOOK VALUE
Tobacco	242,911.20	288.83	-	243,200.03
TOTAL	242,911.20	288.83	-	243,200.03 ✓

BALANCE ALL ACCOUNTS 243,215.27
 NCUA INSURANCE 243,215.27

Attached is a list of balances for all county funds in the Red River Federal Credit Union.

RESPECTFULLY SUBMITTED THIS 26TH DAY OF JUNE, 2018.

Donna Early


 DONNA EARLY
 CASS COUNTY TREASURER

DOMINO FEDERAL CREDIT UNION CD
FOR THE MONTH OF APRIL, 2018

<u>FUND</u>	<u>BEGINNING BALANCE</u>	<u>INTEREST & PURCHASES</u>	<u>DECREASE</u>	<u>BOOK VALUE</u>
Tobacco	242,574.69	257.53	-	242,832.22
TOTAL	242,574.69	257.53	-	242,832.22 ✓
BALANCE ALL ACCOUNTS	242,832.22			
NCUA INSURANCE	242,832.22			

Attached is a list of balances for all county funds in the Domino Federal Credit Union.

RESPECTFULLY SUBMITTED THIS 26TH DAY OF JUNE, 2018.


DONNA EARLY
CASS COUNTY TREASURER

**TEXAR FEDERAL CREDIT UNION SAVINGS
FOR THE MONTH OF MAY, 2018**

FUND	BEGINNING BALANCE	INTEREST & PURCHASES	DECREASE	BOOK VALUE
Tobacco	25.00	-	-	25.00
TOTAL	25.00	-	-	25.00 ✓

**TEXAR FEDERAL CREDIT UNION CD
FOR THE MONTH OF MAY, 2018**

FUND	BEGINNING BALANCE	INTEREST & PURCHASES	DECREASE	BOOK VALUE
Tobacco	141,766.06	210.72	-	141,976.78
Cass County Forestry	101,261.39	150.50	-	101,411.89
TOTAL	243,027.45	361.22	-	243,388.67 ✓

BALANCE ALL ACCOUNTS **243,413.67**
 NCUA INSURANCE **243,413.67**

Attached is a list of balances for all county funds in the TEXAR Federal Credit Union.

RESPECTFULLY SUBMITTED THIS 26TH DAY OF JUNE, 2018.

Donna Early

 DONNA EARLY
 CASS COUNTY TREASURER