

Cass County Treasurer's Report

June
2018

**THE CASS COUNTY TREASURER'S REPORT OF RECEIPTS
FOR THE MONTH OF JUNE, 2018**

Source	2017	2018
Justice of Peace #1	14,589.28	19,375.08
Justice of Peace #2	3,803.14	5,157.85
Justice of Peace #3	15,874.60	19,640.75
Justice of Peace #4	6,967.59	11,640.45
Constables	335.00	-
County Clerk	33,409.00	35,057.96
District Clerk	79,093.46	24,539.22 * * * *
Cass County Sheriff	396.00	862.00
Tax Collector	146,374.32	182,670.15
State of Texas	85,713.98	2,580.50
State of Texas Reimb	12,866.66	29,877.99
Forfeiture/Seizures	492.00	489.00
U.S. Treasury	91,874.00	93,794.00
Interest	9,667.30	19,059.20
Royalties	-	-
Cass County Park	-	3,409.74
Sales	6,691.27	439.36
Miscellaneous	5,916.29	47,600.21
Miscellaneous Reimb	1,981.62	9,342.75
Transferred Funds	-	-
Sub-Total	516,045.51	505,536.21
AIP Program	-	-
DOEP	1,750.25	-
Juvenile Probation	23,137.00	22,342.00
Adult Probation	28,466.78	22,037.00
Others/Miscellaneous	8,316.00	6,280.50
State/Others	184,794.23	182,259.69
CDA Discretionary	155.00	125.00
Sub-Total	246,619.26	233,044.19
Grand Total	762,664.77	738,580.40 ✓
 NET SALARY	 339,953.32	 353,890.90 ✓

RESPECTFULLY SUBMITTED,

Donna Early
DONNA EARLY
CASS COUNTY TREASURER

**THE CASS COUNTY TREASURER'S REPORT
OF RECEIPTS AND DISBURSEMENTS
FOR THE MONTH OF JUNE, 2018**

FUND	BEG. BAL.	RECEIVED	DISBURSED	BALANCE
General	6,420,819.59	744,784.10	1,088,010.62	6,077,593.07
Jury Fund	(111,456.48)	8,746.48	33,839.23	(136,549.23)
Main R & B	778,683.01	273,286.71	399,510.44	652,459.28
H.A.V.A.	5,270.18	6.87	-	5,277.05
TOBACCO SETTLEMENT	1,003,700.33	1,263.98	-	1,004,964.31
R & B 1	969,902.20	130,548.01	117,014.22	983,435.99
R & B 2	423,704.21	212,858.99	154,195.71	482,367.49
R & B 3	393,730.05	83,986.32	89,998.43	387,717.94
R & B 4	416,826.76	73,425.35	79,062.06	411,190.05
CC PARK	(32,186.90)	3,490.00	9,792.30	(38,489.20)
FEDERAL ROAD IMPROVMT	1,801.50	2.35	-	1,803.85
LINDEN ENTERPRISE FUND	9.34	0.01	-	9.35
FEDERAL IMPROVMT 0711037	0.47	-	-	0.47
FEMA DR-1999 TX 2011 WF	10.01	0.01	-	10.02
BEAR CREEK FMAG 2965-2011	4,158.93	5.42	-	4,164.35
TEXAS CDBG CONT. 713069	9.78	0.01	-	9.79
TEXAS CDBG CONT. 7216247	480.39	0.62	-	481.01
LAW LIBRARY	(14,874.46)	1,004.00	2,580.00	(16,450.46)
CDA ESCROW	313.96	0.40	-	314.36
CDA FORFEITURE	70,031.35	582.11	13,738.64	56,874.82
TEXAS HISTORICAL GRANT	27,153.42	38.23	-	27,191.65
ARK LA TEX SEIZ/FORFT	(268.45)	-	-	(268.45)
CDA FEDERAL FORFEITURE	21,542.65	29.17	-	21,571.82
SHERIFF FED FORFT	4,373.16	5.70	-	4,378.86
HOME GRANT PROJECTS 2017	(11,388.86)	-	1,629.00	(13,017.86)
CTIF 01-034 TXDOT GRANT	732.56	0.95	-	733.51
FEMA 4269	524.28	0.68	-	524.96
RIGHT OF WAY	110,449.72	272.56	-	110,722.28
FORESTRY FUND	448,055.87	634.01	-	448,689.88
COMBINED I & S- SERIES 2015	406,719.39	12,144.84	-	418,864.23
CONST & RENOVATION	18,641.92	26.52	-	18,668.44
I & S 2016	183,910.94	3,966.21	-	187,877.15
PAYROLL	12,035.80	-	-	12,035.80
SUB TOTAL	11,553,416.62	1,551,110.61	1,989,370.65	11,115,156.58
JUVENILE PROB	341,278.44	22,826.90	27,538.27	336,567.07
ADULT PROB	306,036.17	127,548.84	84,751.93	348,833.08
NETRC	-	-	-	-
SATP TRACK III	-	29,250.00	10,126.44	19,123.56
COMM SVC RESTITUTION	-	10,474.00	4,134.39	6,339.61
AIP PROGRAM	(36,418.79)	-	-	(36,418.79)
MENTAL HEALTH INT. PRG.	3,299.61	21,302.00	3,781.12	20,820.49
CIVIL CHILD SUPPORT PRG.	59,189.33	1,127.00	-	60,316.33
HIGH RISK TREATMENT PRG	3,218.90	29,614.00	9,753.31	23,079.59
AGGRESSIVE BEHAVIOR PRG. 4	1,307.02	6,250.00	1,653.48	5,903.54
DRUG COURT	5,762.93	18,750.00	3,663.13	20,849.80
VETERANS PROGRAM	10,221.78	-	258.60	9,963.18
INDIGENT DEFENSE	57,579.91	79.85	-	57,659.76
TASK FORCE	904.20	1.17	-	905.37
TASK FORCE PI	43,745.86	60.68	-	43,806.54
CDA STATE FUNDS	50.04	13,745.09	3,455.53	10,339.60
CDA DISCRETIONARY	7,806.90	134.16	1,149.87	6,791.19
SUB TOTAL	803,982.30	281,163.69	150,266.07	934,879.92
GRAND TOTAL	12,357,398.92	1,832,274.30	2,139,636.72	12,050,036.50

RESPECTFULLY SUBMITTED,

Donna Early
DONNA EARLY
CASS COUNTY TREASURER

THE CASS COUNTY TREASURER'S REPORT
OF RECEIPTS AND DISBURSEMENTS
FOR THE MONTH OF JUNE, 2018

CERTIFICATION

WE, THE UNDERSIGNED, certify that we have actually and fully inspected and counted all actual cash and assets in the hands of said Treasurer for the period beginning June 1, 2018 and ending June 30, 2018, and find the same to be true and correct, and order same to be entered upon the minutes of said court as required by Local Government Code, Sec. 114.026.

WITNESS OUR HAND, OFFICIALLY THIS 24TH DAY OF JULY, 2018.



COMMISSIONER, PRECINCT 1



COMMISSIONER, PRECINCT 3



COMMISSIONER, PRECINCT 2




COMMISSIONER, PRECINCT 4

COUNTY JUDGE

SWORN TO AND SUBSCRIBED BY EACH OF THE ABOVE; RESPECTIVELY, THIS 24TH DAY OF
JULY, 2018.



COUNTY CLERK



ACCOUNT NAME	BEGINNING CASH BALANCE	CASH RECEIPTS	CASH DISBURSEMENTS	ENDING CASH BALANCE
2018 010 GENERAL FUND				
CASH	127,338.21	735,027.28	697,010.62	165,354.87
CASH-OPERATING	.00	.00	.00	.00
RECEIVABLES	.00	.00	.00	.00
TEXPOOL INVESTMENTS	82,437.17	122.78	.00	82,559.95
CD INVESTMENT	.00	.00	.00	.00
GB MONEY MARKET	3,445,565.09	4,725.29	391,000.00	3,059,290.38
LAND,BUILDINGS & IMPROVEMENTS	.00	.00	.00	.00
EQUIPMENT,FURNITURE&FIXTURES	.00	.00	.00	.00
TCLASS INVESTMENT POOL	2,765,479.12	4,908.75	.00	2,770,387.87
FUND TOTALS	6,420,819.59	744,784.10	1,088,010.62	6,077,593.07
2018 011 DISTRICT & CO COURTO&LAW FUND				
DISTRICT AND CO COURTO&LAW CASH	111,456.48	8,746.48	33,839.23	136,549.23
CASH-OPERATING	.00	.00	.00	.00
C D INVESTMENT	.00	.00	.00	.00
RECEIVABLES	.00	.00	.00	.00
INVESTMENTS	.00	.00	.00	.00
CD INVESTMENT	.00	.00	.00	.00
MAIN GB MONEY MARKET	.00	.00	.00	.00
FUND TOTALS	111,456.48	8,746.48	33,839.23	136,549.23
2018 012 MAIN ROAD & BRIDGE				
CASH-MAIN R&B OPERATING	50,141.19	272,462.19	199,510.44	123,092.94
MAIN-CASH OPERATING	.00	.00	.00	.00
C D INVESTMENT	.00	.00	.00	.00
RECEIVABLES	.00	.00	.00	.00
INVESTMENTS	.00	.00	.00	.00
CD INVESTMENT	.00	.00	.00	.00
MAIN GB MONEY MARKET	627,942.89	645.97	200,000.00	428,588.86
TCLASS INVESTMENT POOL	100,598.93	178.55	.00	100,777.48
FUND TOTALS	778,683.01	273,286.71	399,510.44	652,459.28
2018 013 H.A.V.A.				
CASH	5,270.18	6.87	.00	5,277.05
CASH-OPERATING	.00	.00	.00	.00
RECEIVABLES	.00	.00	.00	.00
INVESTMENTS	.00	.00	.00	.00
FUND TOTALS	5,270.18	6.87	.00	5,277.05
2018 014 TOBACCO SETTLEMENT				
TOBACCO SETTLEMENT	.00	.00	.00	.00
CASH	30,767.11	40.15	.00	30,807.26
CASH-OPERATING	.00	.00	.00	.00
C.D. INVESTMENT	.00	.00	.00	.00
RECEIVABLES	.00	.00	.00	.00
INVESTMENTS	57,132.15	85.04	.00	57,217.19
TOBACCO SETTLEMENT INVEST	.00	.00	.00	.00
GB MONEY MARKET	287,751.80	405.22	.00	288,157.02
MAIN RR CD	243,200.03	279.85	.00	243,479.88
MAIN DC CD	242,812.22	249.49	.00	243,061.71
MAIN RR SV	15.24	.01	.00	15.25
MAIN TEXAR CD	141,976.78	204.22	.00	142,181.00
MAIN TEXAR SV	25.00	.00	.00	25.00
FUND TOTALS	1,003,700.33	1,263.98	.00	1,004,964.31

ACCOUNT NAME	BEGINNING CASH BALANCE	CASH RECEIPTS	CASH DISBURSEMENTS	ENDING CASH BALANCE
2018 015 BEAR CK DISASTER DONATION	.00	.00	.00	.00
CASH-BEAR CK DISASTER DONATION	.00	.00	.00	.00
RECEIVABLES	.00	.00	.00	.00
FUND TOTALS	.00	.00	.00	.00
2018 016 JUVENILE PROBATION	21,780.53	22,365.60	27,538.27	16,607.86
CASH - JUVENILE PROBATION	.00	.00	.00	.00
CASH-OPERATING	.00	.00	.00	.00
C D INVESTMENT	.00	.00	.00	.00
RECEIVABLES	141,880.21	211.18	.00	142,091.39
INVESTMENTS	.00	.00	.00	.00
CD INVESTMENT	177,617.70	250.12	.00	177,867.82
GB MONEY MARKET	341,278.44	22,826.90	27,538.27	336,567.07
FUND TOTALS	24,630.21	94,037.72	84,751.93	37,916.00
2018 017 ADULT PROBATION	.00	.00	.00	.00
CASH OPERATING-ADULT	.00	.00	.00	.00
CASH-OPERATING	.00	.00	.00	.00
C D INVESTMENT	.00	.00	.00	.00
RECEIVABLES	107,720.69	160.34	.00	107,881.03
INVESTMENTS	.00	.00	.00	.00
CD INVESTMENT	173,685.27	33,350.78	.00	207,036.05
GB MONEY MARKET	306,036.17	127,548.84	84,751.93	348,813.08
FUND TOTALS	.00	.00	.00	.00
2018 018 CASS CD RESTITUTION CENTER	.00	.00	.00	.00
RESTITUTION CENTER	.00	.00	.00	.00
CASH OPERATING-RESTITUTION CEN	.00	.00	.00	.00
CASH TO OPEN FNB BANK ACCT.	.00	.00	.00	.00
RECEIVABLES	.00	.00	.00	.00
INVESTMENTS	.00	.00	.00	.00
C D INVESTMENT	.00	.00	.00	.00
CD INVESTMENT	.00	.00	.00	.00
FUND TOTALS	.00	.00	.00	.00
2018 019 SATP TRACK III	.00	29,250.00	10,126.44	19,123.56
CASH	.00	.00	.00	.00
CASH-OPERATING	.00	.00	.00	.00
RECEIVABLES	.00	.00	.00	.00
CD INVESTMENTS	.00	.00	.00	.00
GB MONEY MARKET	.00	29,250.00	10,126.44	19,123.56
FUND TOTALS	.00	29,250.00	10,126.44	19,123.56
2018 020 COMMUNITY SERVICE RESTITUTION	.00	10,474.00	4,134.39	6,339.61
CASH OPERATING-CSR	.00	.00	.00	.00
CASH-OPERATING	.00	.00	.00	.00
RECEIVABLES	.00	.00	.00	.00
CD INVESTMENTS	.00	.00	.00	.00
GB MONEY MARKET	.00	10,474.00	4,134.39	6,339.61
FUND TOTALS	.00	10,474.00	4,134.39	6,339.61
2018 021 ROAD AND BRIDGE #1	9,530.74	86,951.90	87,014.22	9,468.42
CASH-ROAD & BRIDGE#1 OPERATING	.00	.00	.00	.00
CASH-OPERATING	.00	.00	.00	.00
C D INVESTMENT	.00	.00	.00	.00
RECEIVABLES	.00	.00	.00	.00

ACCOUNT NAME	BEGINNING CASH BALANCE	CASH RECEIPTS	CASH DISBURSEMENTS	ENDING CASH BALANCE
INVESTMENTS	72,785.23	108.33	.00	72,893.56
CD INVESTMENT	.00	.00	.00	.00
MAIN GB MONEY MARKET	348,904.38	42,531.63	30,000.00	361,436.01
TCLASS INVESTMENT POOL	538,681.85	956.15	.00	539,638.00
FUND TOTALS	969,902.20	130,548.01	117,014.22	983,435.99
2018 022 ROAD AND BRIDGE #2				
CASH - R&B #2 OPERATING	9,607.87	125,115.78	125,195.71	9,527.94
C D INVESTMENT	.00	.00	.00	.00
RECEIVABLES	.00	.00	.00	.00
INVESTMENTS	82,594.16	122.94	.00	82,717.10
CD INVESTMENT	.00	.00	.00	.00
GB MONEY MARKET	170,080.10	87,333.75	29,000.00	228,413.85
TCLASS INVESTMENT POOL	161,422.08	286.52	.00	161,708.60
FUND TOTALS	423,704.21	212,858.99	154,195.71	482,367.49
2018 023 ROAD AND BRIDGE #3				
CASH - ROAD & BRIDGE #3 OPER	10,019.20	60,407.36	60,998.43	9,428.13
CASH-OPERATING	.00	.00	.00	.00
C D INVESTMENT	.00	.00	.00	.00
RECEIVABLES	.00	.00	.00	.00
INVESTMENTS	27,427.10	40.82	.00	27,467.92
CD INVESTMENT	.00	.00	.00	.00
GB MONEY MARKET	305,984.30	23,448.87	29,000.00	300,433.17
TCLASS INVESTMENT POOL	50,229.45	89.27	.00	50,388.72
FUND TOTALS	393,730.05	83,986.32	89,998.43	387,717.94
2018 024 ROAD AND BRIDGE #4				
CASH-ROAD & BRIDGE#4 OPERAT.	9,988.85	57,828.19	58,062.06	9,754.98
CASH-OPERATING	.00	.00	.00	.00
C D INVESTMENT	.00	.00	.00	.00
RECEIVABLES	.00	.00	.00	.00
INVESTMENTS	72,607.54	108.07	.00	72,715.61
CD INVESTMENT	.00	.00	.00	.00
MAIN GB MONEY MARKET	314,110.61	15,453.39	21,000.00	308,564.00
TCLASS INVESTMENT POOL	20,119.76	35.70	.00	20,155.46
FUND TOTALS	416,826.76	73,425.35	79,062.06	411,190.05
2018 025 AIP PROGRAM				
CASH-	36,418.79	.00	.00	36,418.79
CASH-OPERATING	.00	.00	.00	.00
CD INVESTMENTS	.00	.00	.00	.00
RECEIVABLES	.00	.00	.00	.00
INVESTMENTS	.00	.00	.00	.00
C D INVESTMENT	.00	.00	.00	.00
FUND TOTALS	36,418.79	.00	.00	36,418.79
2018 026 CASS COUNTY RESOURCE RECOVERY				
CASS CO. RESOURCE REC/ CASH	.00	.00	.00	.00
RECEIVABLES	.00	.00	.00	.00
INVESTMENTS	.00	.00	.00	.00
FUND TOTALS	.00	.00	.00	.00
2018 027 COUNTY CLERK ARCHIVE FUND				
PRESERVATION- CASH ACCT.	.00	.00	.00	.00
FUND TOTALS	.00	.00	.00	.00

ACCOUNT NAME

ACCOUNT NAME	BEGINNING CASH BALANCE	CASH RECEIPTS	CASH DISBURSEMENTS	ENDING CASH BALANCE
2018 028 CASS COUNTY PARK				
CASS COUNTY PARKS	.00	.00	.00	.00
CASH OPERATING - CC PARKS	32,186.90	3,490.00	9,792.30	38,489.20
CASH-OPERATING INVESTMENTS	.00	.00	.00	.00
FUND TOTALS	32,186.90	3,490.00	9,792.30	38,489.20
2018 029 FEDERAL-ROAD IMPROVMT 0710197				
CASH-	1,801.50	2.35	.00	1,803.85
CASH OPERATING	.00	.00	.00	.00
RECEIVABLES-ROAD IMPROVEMENT	.00	.00	.00	.00
INVESTMENTS-ROAD IMPROVEMENT	.00	.00	.00	.00
INVESTMENTS-ROAD IMPROV	.00	.00	.00	.00
FUND TOTALS	1,801.50	2.35	.00	1,803.85
2018 030 LINDEN ENTERPRISE FUND				
CASH	9.34	.01	.00	9.35
CASH-OPERATING	.00	.00	.00	.00
INVESTMENTS	.00	.00	.00	.00
CD INVESTMENTS	.00	.00	.00	.00
MONEY MARKET GB	.00	.00	.00	.00
FUND TOTALS	9.34	.01	.00	9.35
2018 031 EMG WATERSHED AG-7442-C-110010				
CASH	.00	.00	.00	.00
RECEIVABLES	.00	.00	.00	.00
INVESTMENTS-ROAD IMPROVEMENT	.00	.00	.00	.00
INVESTMENTS	.00	.00	.00	.00
FUND TOTALS	.00	.00	.00	.00
2018 032 FEDERAL IMPROVEMENT 0711037				
CASH	.47	.00	.00	.47
RECEIVABLES	.00	.00	.00	.00
INVESTMENTS	.00	.00	.00	.00
INVESTMENTS	.00	.00	.00	.00
FUND TOTALS	.47	.00	.00	.47
2018 033 SATT PROGRAM				
CASH	.00	.00	.00	.00
CD INVESTMENTS	.00	.00	.00	.00
RECEIVABLES	.00	.00	.00	.00
INVESTMENTS	.00	.00	.00	.00
CD INVESTMENTS	.00	.00	.00	.00
FUND TOTALS	.00	.00	.00	.00
2018 034 MENTAL HEALTH INITIATIVE PRG				
CASH	3,299.61	21,302.00	3,781.12	20,820.49
CASH-OPERATING	.00	.00	.00	.00
CD INVESTMENTS	.00	.00	.00	.00
RECEIVABLES	.00	.00	.00	.00
INVESTMENTS	.00	.00	.00	.00
CD INVESTMENTS	.00	.00	.00	.00
MONEY MARKET GB	.00	.00	.00	.00
FUND TOTALS	3,299.61	21,302.00	3,781.12	20,820.49
2018 035 CIVIL CHILD SUPPORT PROGRAM				
CASH	11,689.33	1,127.00	.00	12,816.33

ACCOUNT NAME	BEGINNING CASH BALANCE	CASH RECEIPTS	CASH DISBURSEMENTS	ENDING CASH BALANCE
2018 036 FEMA DR-1999-TX 2011 WILDFIRES				
CASH-1999 FEMA WILDFIRES	10.01	.01	.00	10.02
CASH-OPERATING	.00	.00	.00	.00
CD INVESTMENTS	.00	.00	.00	.00
RECEIVABLES	.00	.00	.00	.00
CD INVESTMENTS	.00	.00	.00	.00
GB MONEY MARKET	47,500.00	.00	.00	47,500.00
FUND TOTALS	59,189.33	1,127.00	.00	60,316.33
2018 037 HIGH RISK TREATMENT PROGRAM				
CASH	3,218.90	29,614.00	9,753.31	23,079.59
CASH-OPERATING	.00	.00	.00	.00
CD INVESTMENTS	.00	.00	.00	.00
RECEIVABLES	.00	.00	.00	.00
INVESTMENTS	.00	.00	.00	.00
GB MONEY MARKET	.00	.00	.00	.00
FUND TOTALS	3,218.90	29,614.00	9,753.31	23,079.59
2018 038 BEAR CREEK FMAG 2965-2011				
CASH	4,158.93	5.42	.00	4,164.35
CASH-OPERATING	.00	.00	.00	.00
RECEIVABLES	.00	.00	.00	.00
CD INVESTMENTS	.00	.00	.00	.00
INVESTMENTS	.00	.00	.00	.00
MONEY MARKET GB	.00	.00	.00	.00
FUND TOTALS	4,158.93	5.42	.00	4,164.35
2018 039 TEXAS CDBG CONTRACT 713069				
CASH	9.78	.01	.00	9.79
RECEIVABLES	.00	.00	.00	.00
INVESTMENTS	.00	.00	.00	.00
FUND TOTALS	9.78	.01	.00	9.79
2018 040 TEXAS CDBG CONTRACT 7216247				
CASH	480.39	.62	.00	481.01
INVESTMENTS	.00	.00	.00	.00
GB MONEY MARKET	.00	.00	.00	.00
FUND TOTALS	480.39	.62	.00	481.01
2018 041 LAW LIBRARY				
CASH - LAW LIBRARY OPERATING	14,874.46	1,004.00	2,580.00	16,450.46
CASH-OPERATING	.00	.00	.00	.00
CD INVESTMENT	.00	.00	.00	.00
RECEIVABLES	.00	.00	.00	.00
CD INVESTMENT	.00	.00	.00	.00
FUND TOTALS	14,874.46	1,004.00	2,580.00	16,450.46
2018 042 INDIGENT DEFENSE GRANT (SB7)				
INDIGENT DEFENSE GRANT (SB7)	.00	.00	.00	.00

ACCOUNT NAME	BEGINNING CASH BALANCE	CASH RECEIPTS	CASH DISBURSEMENTS	ENDING CASH BALANCE
CASH-INDIGENT DEFENSE	31,893.80	41.62	.00	31,935.42
CASH OPERATING	.00	.00	.00	.00
CD INVESTMENT	.00	.00	.00	.00
RECEIVABLES	.00	.00	.00	.00
INVESTMENTS	25,686.11	38.23	.00	25,724.34
TEXPOOL INVESTMENTS	.00	.00	.00	.00
BANK INVESTMENTS	.00	.00	.00	.00
MONEY MARKET GB	.00	.00	.00	.00
FUND TOTALS	57,579.91	79.85	.00	57,659.76

ACCOUNT NAME	BEGINNING CASH BALANCE	CASH RECEIPTS	CASH DISBURSEMENTS	ENDING CASH BALANCE
2018 043 DIST ATT, ESCROW ACCOUNT	.00	.00	.00	.00
DIST ATT, ESCROW ACCOUNT	.00	.40	.00	314.36
CASH OPERATING-DA ESCROW ACCT	313.96	.00	.00	.00
CASH OPERATING	.00	.00	.00	.00
C D INVESTMENT	.00	.00	.00	.00
RECEIVABLES	.00	.00	.00	.00
INVESTMENTS	.00	.00	.00	.00
CD INVESTMENT	.00	.00	.00	.00
MONEY MARKET GB	.00	.00	.00	.00
FUND TOTALS	313.96	.40	.00	314.36

ACCOUNT NAME	BEGINNING CASH BALANCE	CASH RECEIPTS	CASH DISBURSEMENTS	ENDING CASH BALANCE
2018 044 C. D. A. FORFEITURE ACCOUNT	.00	.00	.00	.00
C. D. A. FORFEITURE ACCOUNT	14,841.87	501.23	13,738.64	1,604.46
CASH OPERATING	.00	.00	.00	.00
C D INVESTMENT	.00	.00	.00	.00
RECEIVABLES	39,670.49	59.04	.00	39,729.53
INVESTMENTS	.00	.00	.00	.00
CD INVESTMENT	.00	.00	.00	.00
GB MONEY MARKET	15,518.99	21.84	.00	15,540.83
FUND TOTALS	70,011.35	582.11	13,738.64	56,874.82

ACCOUNT NAME	BEGINNING CASH BALANCE	CASH RECEIPTS	CASH DISBURSEMENTS	ENDING CASH BALANCE
2019 045 REGIONAL INTRASTATE TASK FORCE	.00	.00	.00	.00
ARK-LA-TEX NARC TASK FORCE	904.20	1.17	.00	905.37
CASH OPERATING	.00	.00	.00	.00
C D INVESTMENTS	.00	.00	.00	.00
RECEIVABLES	.00	.00	.00	.00
INVESTMENTS	.00	.00	.00	.00
CD INVESTMENTS	.00	.00	.00	.00
FUND TOTALS	904.20	1.17	.00	905.37

ACCOUNT NAME	BEGINNING CASH BALANCE	CASH RECEIPTS	CASH DISBURSEMENTS	ENDING CASH BALANCE
2019 046 TASK FORCE PROGRAM INCOME	.00	.00	.00	.00
TASK FORCE PROGRAM INCOME	8,047.27	10.48	.00	8,057.75
TF PROGRAM INCOME-CASH	.00	.00	.00	.00
CASH OPERATING	.00	.00	.00	.00
CD INVESTMENTS	.00	.00	.00	.00
RECEIVABLES	.00	.00	.00	.00
TF-PI INVESTMENTS	.00	.00	.00	.00
INVESTMENTS	.00	.00	.00	.00
MONEY MARKET	35,698.59	50.20	.00	35,748.79
FUND TOTALS	43,745.86	60.68	.00	43,806.54

ACCOUNT NAME	BEGINNING CASH BALANCE	CASH RECEIPTS	CASH DISBURSEMENTS	ENDING CASH BALANCE
2018 047 CDA-STATE FUNDS	.00	.00	.00	.00
CDA STATE FUNDS	50.04	13,745.09	3,455.53	10,339.60
CASH	.00	.00	.00	.00
CASH OPERATING	.00	.00	.00	.00

ACCOUNT NAME	BEGINNING CASH BALANCE	CASH RECEIPTS	CASH DISBURSEMENTS	ENDING CASH BALANCE
2018 048 TEXAS HISTORICAL GRANT				
CASH	.00	.00	.00	.00
CASH-OPERATING	.00	.00	.00	.00
CD INVESTMENTS	.00	.00	.00	.00
RECEIVABLES	.00	.00	.00	.00
CD INVESTMENTS	.00	.00	.00	.00
GB MONEY MARKET	27,153.42	38.23	.00	27,191.65
FUND TOTALS	27,153.42	38.23	.00	27,191.65
2018 050 ARK LA TEX SEIZ/FORFT FUND				
ARK LA TEX FORF/SEIZ.	268.45	.00	.00	268.45
CASH	.00	.00	.00	.00
CASH-OPERATING	.00	.00	.00	.00
C D INVESTMENTS	.00	.00	.00	.00
INVESTMENTS	.00	.00	.00	.00
CD INVESTMENT	.00	.00	.00	.00
FUND TOTALS	268.45	.00	.00	268.45
2018 051 CDA FORFEITURE FUNDS				
CDA FEDERAL FORFEITURES FUND				
CASH	11,186.64	14.60	.00	11,201.24
CASH-OPERATING	.00	.00	.00	.00
C D INVESTMENTS	.00	.00	.00	.00
INVESTMENTS	.00	.00	.00	.00
CD INVESTMENT	.00	.00	.00	.00
MONEY MARKET	10,356.01	14.57	.00	10,370.58
FUND TOTALS	21,542.65	29.17	.00	21,571.82
2018 052 SHERIFF FEDERAL FORFEITURES				
SHERIFF FEDERAL FORFEITURES				
CASH	4,373.16	5.70	.00	4,378.86
CASH-OPERATING	.00	.00	.00	.00
C D INVESTMENTS	.00	.00	.00	.00
INVESTMENTS	.00	.00	.00	.00
CD INVESTMENTS	.00	.00	.00	.00
MONEY MARKET GB	.00	.00	.00	.00
FUND TOTALS	4,373.16	5.70	.00	4,378.86
2018 055 HOME GRANT PROJECTS 2017				
HOME GRANT PROJECTS 2017				
CASH	.00	.00	.00	.00
CASH	11,388.86	.00	1,629.00	13,017.86
CD INVESTMENTS	.00	.00	.00	.00
A/R	.00	.00	.00	.00
RECEIVABLES	.00	.00	.00	.00
FUND TOTALS	11,388.86	.00	1,629.00	13,017.86
2018 060 MENTAL HEALTH PROGRAM # 4				
MENTAL HEALTH PROGRAM # 4				
CASH	.00	.00	.00	.00
CD INVESTMENTS	.00	.00	.00	.00
RECIEVABLES	.00	.00	.00	.00
INVESTMENTS	.00	.00	.00	.00

ACCOUNT NAME	BEGINNING CASH BALANCE	CASH RECEIPTS	CASH DISBURSEMENTS	ENDING CASH BALANCE
2018 061 AGGRESSIVE BEHAVIOR PROGRAM#20				
CASH	1,307.02	6,250.00	1,653.48	5,903.54
CD INVESTMENTS	.00	.00	.00	.00
RECEIVABLES	.00	.00	.00	.00
INVESTMENTS	.00	.00	.00	.00
GB MONEY MARKET	.00	.00	.00	.00
FUND TOTALS	1,307.02	6,250.00	1,653.48	5,903.54
2018 062 CTIF-01-034 TXDOT GRANT				
CASH	732.56	.95	.00	733.51
GB MONEY MARKET	.00	.00	.00	.00
FUND TOTALS	732.56	.95	.00	733.51
2018 063 CASS COUNTY DRUG COURT				
CASH	5,762.93	18,750.00	3,663.13	20,849.80
CD INVESTMENTS	.00	.00	.00	.00
RECEIVABLES	.00	.00	.00	.00
INVESTMENTS	.00	.00	.00	.00
GB MONEY MARKET	.00	.00	.00	.00
FUND TOTALS	5,762.93	18,750.00	3,663.13	20,849.80
2018 064 VETERANS PROGRAM				
CASH	10,221.78	.00	258.60	9,963.18
CD INVESTMENTS	.00	.00	.00	.00
RECEIVABLES	.00	.00	.00	.00
INVESTMENTS	.00	.00	.00	.00
GB MONEY MARKET	.00	.00	.00	.00
FUND TOTALS	10,221.78	.00	258.60	9,963.18
2018 065 FEMA 4269				
CASH	524.28	.68	.00	524.96
GB MONEY MARKET	.00	.00	.00	.00
FUND TOTALS	524.28	.68	.00	524.96
2018 070 RIGHT OF WAY FUND				
CASH -RIGHT OF WAY OPERATING	14,541.22	135.17	.00	14,676.39
CASH-OPERATING	.00	.00	.00	.00
C D INVESTMENT	.00	.00	.00	.00
RECEIVABLES	.00	.00	.00	.00
INVESTMENTS	29,338.12	43.66	.00	29,381.78
CD INVESTMENT	.00	.00	.00	.00
MAIN MONEY MARKET GB	66,570.38	93.73	.00	66,664.11
FUND TOTALS	110,449.72	272.56	.00	110,722.28
2018 072 CASS COUNTY FORESTRY FUND				
CASH-CASS COUNTY FORESTRY FUND	36,887.19	48.14	.00	36,935.33
CASH OPERATING	.00	.00	.00	.00
C D INVESTMENT	.00	.00	.00	.00
RECEIVABLES	.00	.00	.00	.00
INVESTMENTS	47,511.44	70.71	.00	47,582.15
CD INVESTMENT	.00	.00	.00	.00
MAIN GB MONEY MARKET	262,245.35	369.30	.00	262,614.65
MAIN TEXAS CD	101,411.89	145.86	.00	101,557.75
TCLASS INVESTMENT POOL	.00	.00	.00	.00

ACCOUNT NAME	BEGINNING CASH BALANCE	CASH RECEIPTS	CASH DISBURSEMENTS	ENDING CASH BALANCE
FUND TOTALS	<u>448,055.87</u>	<u>634.01</u>	<u>.00</u>	<u>448,689.88</u>
2018 080 CASH COUNTY JAIL CONSTRUCTION	.00	.00	.00	.00
CASH-CASS CO JAIL CONST	.00	.00	.00	.00
C D INVESTMENT	.00	.00	.00	.00
RECEIVABLES	.00	.00	.00	.00
INVESTMENTS-CC JAIL CONST	.00	.00	.00	.00
CD INVESTMENT	.00	.00	.00	.00
FUND TOTALS	<u>.00</u>	<u>.00</u>	<u>.00</u>	<u>.00</u>
2018 081 CC JAIL INT & SINKING	.00	.00	.00	.00
CASH-CC JAIL INT & SINKING	.00	.00	.00	.00
C D INVESTMENT	.00	.00	.00	.00
RECEIVABLES	.00	.00	.00	.00
INVESTMENTS	.00	.00	.00	.00
BANK INVESTMENT	.00	.00	.00	.00
FUND TOTALS	<u>.00</u>	<u>.00</u>	<u>.00</u>	<u>.00</u>
2018 082 RESOURCE RECOVERY I&S	.00	.00	.00	.00
CASH-CC RESOURCE RECOVERY	.00	.00	.00	.00
PETTY CASH	.00	.00	.00	.00
C D INVESTMENT	.00	.00	.00	.00
RECEIVABLES	.00	.00	.00	.00
INVESTMENTS	.00	.00	.00	.00
BANK INVESTMENT	.00	.00	.00	.00
FUND TOTALS	<u>.00</u>	<u>.00</u>	<u>.00</u>	<u>.00</u>
2018 083 RESOURCE RECOVERY INT&SINKING	.00	.00	.00	.00
CASH-RES REC INT&SINKING	.00	.00	.00	.00
C D INVESTMENT	.00	.00	.00	.00
RECEIVABLES	.00	.00	.00	.00
INVESTMENTS	.00	.00	.00	.00
BANK INVESTMENT	.00	.00	.00	.00
FUND TOTALS	<u>.00</u>	<u>.00</u>	<u>.00</u>	<u>.00</u>
2018 084 COMBINED INTEREST & SINKING	.00	.00	.00	.00
CASH	18,781.74	4,615.93	.00	23,397.67
CASH-OPERATING	.00	.00	.00	.00
CD INVESTMENT	.00	.00	.00	.00
RECEIVABLES	.00	.00	.00	.00
INVESTMENTS	.00	.00	.00	.00
BANK INVESTMENTS	.00	.00	.00	.00
CI&S GB MM	387,917.65	7,528.91	.00	395,446.56
FUND TOTALS	<u>406,719.39</u>	<u>12,144.84</u>	<u>.00</u>	<u>418,864.23</u>
2018 085 LAW ENFORC CONSTRUCTION FUND	.00	.00	.00	.00
06 CONSTRUCTION & RENOVATION	6,645.68	8.67	.00	6,654.35
CASH OPERATING	.00	.00	.00	.00
C D INVESTMENT	.00	.00	.00	.00
INVESTMENTS	11,996.24	17.85	.00	12,014.09
CD INVESTMENTS	.00	.00	.00	.00
MAIN MONEY MARKET GB	.00	.00	.00	.00
FUND TOTALS	<u>18,641.92</u>	<u>26.52</u>	<u>.00</u>	<u>18,668.44</u>
2018 086 INTEREST & SINKING SERIES 2016	.00	.00	.00	.00
CASH	3,855.31	1,535.62	.00	5,390.93

ACCOUNT NAME	BEGINNING CASH BALANCE	CASH RECEIPTS	CASH DISBURSEMENTS	ENDING CASH BALANCE
CASH OPERATING	.00	.00	.00	.00
CD INVESTMENTS	.00	.00	.00	.00
RECEIVABLES	.00	.00	.00	.00
INVESTMENTS	.00	.00	.00	.00
BANK INVESTMENTS	.00	.00	.00	.00
CI&S GR MM	180,055.63	2,430.59	.00	182,486.22
FUND TOTALS	183,910.94	3,966.21	.00	187,877.15

ACCOUNT NAME	BEGINNING CASH BALANCE	CASH RECEIPTS	CASH DISBURSEMENTS	ENDING CASH BALANCE
2018 089 CDA DISCRETIONARY FUND				
CASH	7,806.90	134.16	1,149.87	6,791.19
CASH-OPERATING	.00	.00	.00	.00
C D INVESTMENT	.00	.00	.00	.00
RECEIVABLES	.00	.00	.00	.00
FUND TOTALS	7,806.90	134.16	1,149.87	6,791.19

ACCOUNT NAME	BEGINNING CASH BALANCE	CASH RECEIPTS	CASH DISBURSEMENTS	ENDING CASH BALANCE
2018 090 PAYROLL FUND				
PAYROLL CASH	12,035.80	.00	.00	12,035.80
CASH OPERATING	.00	.00	.00	.00
FUND TOTALS	12,035.80	.00	.00	12,035.80

ACCOUNT NAME	BEGINNING CASH BALANCE	CASH RECEIPTS	CASH DISBURSEMENTS	ENDING CASH BALANCE
2018 096 GENERAL FIXED ASSETS				
CASH	.00	.00	.00	.00
LAND, BLDGS & IMPROVEMENTS	.00	.00	.00	.00
EQUIP, FURN, & FIXTURES	.00	.00	.00	.00
CAPITAL LEASE ASSETS (AUTOS)	.00	.00	.00	.00
CONSTRUCTION IN PROGRESS	.00	.00	.00	.00
FUND TOTALS	.00	.00	.00	.00

ACCOUNT NAME	BEGINNING CASH BALANCE	CASH RECEIPTS	CASH DISBURSEMENTS	ENDING CASH BALANCE
2018 097 GENERAL LONG TERM DEBT				
CASH	.00	.00	.00	.00
FUND TOTALS	.00	.00	.00	.00
GRAND TOTALS	12,357,398.92	1,832,274.30	2,139,636.72	12,050,036.50

FUND NAME	CHECKING ACCOUNT	CHECKING AMOUNT	TDOA ACCOUNT	TDOA AMOUNT	FUND TOTAL
2018 010 GENERAL FUND	MAIN	165,154.87	MAIN TDOA MAIN GB MM MAIN TCLAS	82,559.95 3,059,290.38 2,770,387.87	6,077,593.07
2018 011 DISTRICT & CO COURT-LAW FUNMAIN		136,549.23-	MAIN TDOA MAIN GB MM		136,549.23-
2018 012 MAIN ROAD & BRIDGE	MAIN	123,092.94	MAIN TDOA MAIN GB MM MAIN TCLAS	428,588.86 100,777.48	652,459.28
2018 013 H.A.V.A.	MAIN	5,277.05	MAIN TDOA		5,277.05
2018 014 TOBACCO SETTLEMENT	MAIN	30,807.26	MAIN TDOA MAIN GB MM MAIN RR CD MAIN DC CD MAIN RR SV MAIN TX CD MAIN TX SV	57,217.19 288,157.02 243,479.88 243,081.71 15.25 142,181.00 25.00	1,004,964.31
2018 015 BEAR CK DISASTER DONATION	BRCREEK				
2018 016 JUVENILE PROBATION	MAIN	16,607.86	MAIN TDOA MAIN GB MM	142,091.39 177,867.82	336,567.07
2018 017 ADULT PROBATION	MAIN	33,916.00	MAIN TDOA MAIN GB MM	107,881.03 207,036.05	348,833.08
2018 018 CASS CO RESTITUTION CENTER	MAIN		MAIN TDOA		
2018 019 SATP TRACK III	MAIN	19,123.56	MAIN GB MM		19,123.56
2018 020 COMMUNITY SERVICE RESTITUTIMAIN		6,339.61	MAIN GB MM		6,339.61
2018 021 ROAD AND BRIDGE #1	MAIN	9,468.42	MAIN TDOA MAIN GB MM MAIN TCLAS	72,893.56 361,436.01 539,638.00	983,435.99
2018 022 ROAD AND BRIDGE #2	MAIN	9,527.94	MAIN TDOA MAIN GB MM MAIN TCLAS	82,717.10 228,413.85 161,708.60	482,367.49
2018 023 ROAD AND BRIDGE #3	MAIN	9,428.13	MAIN TDOA MAIN GB MM MAIN TCLAS	27,467.92 300,433.17 50,388.72	387,717.94
2018 024 ROAD AND BRIDGE #4	MAIN	9,754.98	MAIN TDOA MAIN GB MM MAIN TCLAS	72,715.61 308,564.00 20,155.46	411,190.05
2018 025 AIP PROGRAM	MAIN	36,418.79-	MAIN TDOA		36,418.79-
2018 026 CASS COUNTY RESOURCE RECOVERMAIN			MAIN TDOA		
2018 027 COUNTY CLERK ARCHIVE FUND	MAIN				

FUND NAME	CHECKING ACCOUNT	CHECKING AMOUNT	TDOA ACCOUNT	TDOA AMOUNT	FUND TOTAL
2018 028 CASS COUNTY PARK	MAIN	38,489.20-			38,489.20-
2018 029 FEDERAL-ROAD IMPROVMT 071019MAIN	MAIN	1,803.85	MAIN TDOA		1,803.85
2018 030 LINDEN ENTERPRISE FUND	MAIN	9.35	MAIN TDOA MAIN GB MM		9.35
2018 031 EMG WATERSHED AG-7442-C-1100MAIN	MAIN		MAIN TDOA		
2018 032 FEDERAL IMPROVEMENT 0711037 MAIN	MAIN	.47	MAIN TDOA		.47
2018 033 SAIT PROGRAM	MAIN		MAIN TDOA		
2018 034 MENTAL HEALTH INITIATIVE PRGMAIN	MAIN	20,820.49	MAIN TDOA MAIN GB MM		20,820.49
2018 035 CIVIL CHILD SUPPORT PROGRAM MAIN	MAIN	12,816.33	MAIN GB MM	47,500.00	60,316.33
2018 036 FEMA DR-1999-TX 2011 WILDFIRMAIN	MAIN	10.02	MAIN TDOA		10.02
2018 037 HIGH RISK TREATMENT PROGRAM MAIN	MAIN	23,079.59	MAIN TDOA MAIN GB MM		23,079.59
2018 038 BEAR CREEK FMAG 2965-2011 MAIN	MAIN	4,164.35	MAIN TDOA MAIN GB MM		4,164.35
2018 039 TEXAS CDBG CONTRACT 713069 MAIN	MAIN	9.79			9.79
2018 040 TEXAS CDBG CONTRACT 7216247 MAIN	MAIN	481.01	MAIN GB MM		481.01
2018 041 LAW LIBRARY	MAIN	16,450.46-			16,450.46-
2018 042 INDIGENT DEFENSE GRANT (5B7)MAIN	MAIN	31,935.42	MAIN TDOA MAIN GB MM	25,724.34	57,659.76
2018 043 DIST ATT, ESCROW ACCOUNT	MAIN	314.36	MAIN TDOA MAIN GB MM		314.36
2018 044 C.D.A. FORFEITURE ACCOUNT	MAIN	1,604.46	MAIN TDOA MAIN GB MM	39,729.53 15,540.83	56,874.82
2019 045 REGIONAL INTRASTATE TASK FORMAIN	MAIN	905.37			905.37
2019 046 TASK FORCE PROGRAM INCOME MAIN	MAIN	8,057.75	MAIN GB MM	35,748.79	43,806.54
2018 047 CDA-STATE FUNDS	MAIN	10,339.60			10,339.60
2018 048 TEXAS HISTORICAL GRANT	MAIN		MAIN GB MM	27,191.65	27,191.65
2018 050 ARK LA TEX SEIZ/FOREFT.FUND MAIN	MAIN	268.45-			268.45-
2018 051 CDA FORFEITURE FUNDS	MAIN	11,201.24	MAIN TDOA MAIN GB MM	10,370.58	21,571.82
2018 052 SHERIFF FEDERAL FORFEITURES MAIN	MAIN	4,378.86	MAIN TDOA		

FUND NAME	CHECKING ACCOUNT	CHECKING AMOUNT	TDOA ACCOUNT	TDOA AMOUNT	FUND TOTAL
2018 055 HOME GRANT PROJECTS 2017	MAIN	13,017.86-	MAIN GB MM		13,017.86-
2018 060 MENTAL HEALTH PROGRAM # 4	MAIN		MAIN TDOA MAIN GB MM		
2018 061 AGGRESSIVE BEHAVIOR PROGRAM#MAIN		5,903.54	MAIN TDOA MAIN GB MM		5,903.54
2018 062 CTIF-01-034 TXDOT GRANT	MAIN	733.51	MAIN GB MM		733.51
2018 063 CASS COUNTY DRUG COURT	MAIN	20,849.80	MAIN TDOA		20,849.80
2018 064 VETERANS PROGRAM	MAIN	9,963.18	MAIN TDOA MAIN GB MM		9,963.18
2018 065 FEMA 4269	MAIN	524.96	MAIN GB MM		524.96
2018 070 RIGHT OF WAY FUND	MAIN	14,676.39	MAIN TDOA MAIN GB MM	29,381.78 66,664.11	110,722.28
2018 072 CASS COUNTY FORESTRY FUND	MAIN	36,935.33	MAIN TDOA MAIN GB MM MAIN TX CD MAIN TCLAS	47,582.15 262,614.65 101,557.75	448,689.88
2018 080 CASS COUNTY JAIL CONSTRUCTIOCC JAIL CO			CCJC-TDOA CC JAIL CD		
2018 081 CC JAIL INT & SINKING	CC JAILI&S		CCJIS-TDOA JAIL I&SCD		
2018 082 RESOURCE RECOVERY I&S	CC SW CONS		CCSMC-TDOA SW CONSTCD		
2018 083 RESOURCE RECOVERY INT&SINKINCC SW I&S			CCSWIS-TDO SW I&S CD		
2018 084 COMBINED INTEREST & SINKING CI&S		23,397.67	CI&S CI&S GB MM	395,466.56	418,864.23
2018 085 LAW ENFORC.CONSTRUCTION FUNDMAIN		6,654.35	MAIN TDOA MAIN GB MM	12,014.09	18,668.44
2018 086 INTEREST & SINKING SERIES 20CI&S		5,390.93	CI&S GB MM	182,486.22	187,877.15
2018 089 CDA DISCRETIONARY FUND	MAIN	6,791.19			6,791.19
2018 090 PAYROLL	PAYROLL	12,035.80			12,035.80
2018 096 GENERAL FIXED ASSETS					
2018 097 GENERAL LONG TERM DEBT					
TOTAL		473,293.59		11,576,742.91	12,050,036.50 ✓

CHECK ACCOUNT

ACCOUNT BALANCE - MAIN
 ACCOUNT BALANCE - CI&S
 ACCOUNT BALANCE - PAYROLL

CHECK

432,469.19
 28,788.60
 12,035.80

473,293.59

TOTAL

TDOA ACCOUNT

ACCOUNT BALANCE - MAIN TDOA
 ACCOUNT BALANCE - MAIN GB MM
 ACCOUNT BALANCE - MAIN TCLAS
 ACCOUNT BALANCE - MAIN RR CD
 ACCOUNT BALANCE - MAIN DC CD
 ACCOUNT BALANCE - MAIN RR SV
 ACCOUNT BALANCE - MAIN TX CD
 ACCOUNT BALANCE - MAIN TX SV
 ACCOUNT BALANCE - CI&S GB MM

TDOA

799,975.64
 5,825,417.77
 3,643,056.13
 243,479.88
 243,081.71
 15.25
 243,738.75
 25.00
 577,952.78

11,576,742.91

TOTAL

473,293.59
 +11,576,742.91


 12,050,036.50 ✓

**TEXPOOL INVESTMENTS
FOR THE MONTH OF JUNE, 2018**

FUND	BEGINNING BALANCE	INTEREST & PURCHASES	DECREASE	BOOK VALUE
General	82,437.17	122.78	-	82,559.95
Jury	-	-	-	-
Main R & B	-	-	-	-
Tobacco Settlement	57,132.15	85.04	-	57,217.19
Juvenile Probation	141,880.21	211.18	-	142,091.39
Adult Probation	107,720.69	160.34	-	107,881.03
R & B # 1	72,785.23	108.33	-	72,893.56
R & B # 2	82,594.16	122.94	-	82,717.10
R & B # 3	27,427.10	40.82	-	27,467.92
R & B # 4	72,607.54	108.07	-	72,715.61
Federal Road Improvmt	-	-	-	-
Indigent Defense Grant	25,686.11	38.23	-	25,724.34
CDA Forfeiture	39,670.49	59.04	-	39,729.53
Right of Way	29,338.12	43.66	-	29,381.78
Forestry	47,511.44	70.71	-	47,582.15
Construction & Renovation	11,996.24	17.85	-	12,014.09
TOTAL	798,786.65	1,188.99	-	799,975.64 ✓

Attached is a letter from TexPool stating the book and market value of their funds.

RESPECTFULLY SUBMITTED THIS 24TH DAY OF JULY, 2018.


 DONNA EARLY
 CASS COUNTY TREASURER

**GUARANTY BANK AND TRUST GENERAL MM
FOR THE MONTH OF JUNE, 2018**


FUND	BEGINNING BALANCE	INTEREST & PURCHASES	DECREASE	BOOK VALUE
General	3,445,565.09	4,725.29	391,000.00	3,059,290.38
Main R & B	627,942.89	645.97	200,000.00	428,588.86
Tobacco	287,751.80	405.22	-	288,157.02
Juvenile Probation	177,617.70	250.12	-	177,867.82
Adult Probation	173,685.27	33,350.78	-	207,036.05
SATP Track III	-	-	-	-
R & B 1	348,904.38	42,531.63	30,000.00	361,436.01
R & B 2	170,080.10	87,333.75	29,000.00	228,413.85
R & B 3	305,984.30	23,448.87	29,000.00	300,433.17
R & B 4	314,110.61	15,453.39	21,000.00	308,564.00
Linden Enterprise Fund	-	-	-	-
Civil Child Support Prgm.	47,500.00	-	-	47,500.00
High Risk Treatment Prgm.	-	-	-	-
Bear Creek FMAG 2965-2011	-	-	-	-
TX CDBG CONTRACT 7216247	-	-	-	-
Indigent Defense Grant	-	-	-	-
CDA Forfeiture Account	15,518.99	21.84	-	15,540.83
Task Force PI	35,698.59	50.20	-	35,748.79
Texas Historical Grant	27,153.42	38.23	-	27,191.65
CDA Forfeiture Funds	10,356.01	14.57	-	10,370.58
Sheriff Federal Forfeiture	-	-	-	-
CTIF-01-034 TXDOT Grant	-	-	-	-
FEMA 4269	-	-	-	-
Right of Way	66,570.38	93.73	-	66,664.11
Cass County Forestry	262,245.35	369.30	-	262,614.65
TOTAL	6,316,684.88	208,732.89	700,000.00	5,825,417.77 ✓

**GUARANTY BANK AND TRUST CI&S MM
FOR THE MONTH OF JUNE, 2018**

FUND	BEGINNING BALANCE	INTEREST & PURCHASES	DECREASE	BOOK VALUE
Combined I&S Series 2015	387,937.65	7,528.91	-	395,466.56
I&S Series 2016	180,055.63	2,430.59	-	182,486.22
TOTAL	567,993.28	9,959.50	-	577,952.78 ✓

BALANCE ALL MM ACCOUNTS **6,403,370.55 ✓**

RESPECTFULLY SUBMITTED THIS 24TH DAY OF JULY, 2018.


 DONNA EARLY
 CASS COUNTY TREASURER

**GUARANTY BANK AND TRUST ALL ACCOUNTS
FOR THE MONTH OF JUNE, 2018**

Attached is a list of balances for all funds in Guaranty Bank and Trust under the Federal ID Number for Cass County and a copy of the pledged securities listing book and market value.

BALANCE ALL ACCOUNTS	8,312,503.89
FDIC INSURANCE	500,000.00
BOOK VALUE	9,130,125.30
MARKET VALUE PLEDGED	8,906,441.73
PLEDGED EXCESS	1,093,937.84

RESPECTFULLY SUBMITTED THIS 24TH DAY OF JULY, 2018.



DONNA EARLY
CASS COUNTY TREASURER

**TEXAS CLASS INVESTMENTS
FOR THE MONTH OF JUNE, 2018**

FUND	BEGINNING BALANCE	INTEREST & PURCHASES	DECREASE	BOOK VALUE
General	2,765,479.12	4,908.75	-	2,770,387.87
Main R & B	100,598.93	178.55	-	100,777.48
R & B 1	538,681.85	956.15	-	539,638.00
R & B 2	161,422.08	286.52	-	161,708.60
R & B 3	50,299.45	89.27	-	50,388.72
R & B 4	20,119.76	35.70	-	20,155.46
TOTAL	3,636,601.19	6,454.94	-	3,643,056.13 ✓

Attached is a letter from Texas CLASS stating the book and market value of their funds.

RESPECTFULLY SUBMITTED THIS 24TH DAY OF JULY, 2018.


 DONNA EARLY
 CASS COUNTY TREASURER

**RED RIVER FEDERAL CREDIT UNION SAVINGS
FOR THE MONTH OF JUNE, 2018**

FUND	BEGINNING BALANCE	INTEREST & PURCHASES	DECREASE	BOOK VALUE
Tobacco	15.24	0.01	-	15.25
TOTAL	15.24	0.01	-	15.25 ✓

**RED RIVER FEDERAL CREDIT UNION CD
FOR THE MONTH OF JUNE, 2018**

FUND	BEGINNING	INTEREST &	DECREASE	BOOK VALUE
Tobacco	243,200.03	279.85	-	243,479.88
TOTAL	243,200.03	279.85	-	243,479.88 ✓

BALANCE ALL ACCOUNTS	243,495.13 ✓
NCUA INSURANCE	243,495.13

Attached is a list of balances for all county funds in the Red River Federal Credit Union.

RESPECTFULLY SUBMITTED THIS 24TH DAY OF JULY, 2018.


 DONNA EARLY
 CASS COUNTY TREASURER

**DOMINO FEDERAL CREDIT UNION CD
FOR THE MONTH OF JUNE, 2018**

<u>FUND</u>	<u>BEGINNING BALANCE</u>	<u>INTEREST & PURCHASES</u>	<u>DECREASE</u>	<u>BOOK VALUE</u>
Tobacco	242,832.22	249.49	-	243,081.71
TOTAL	242,832.22	249.49	-	243,081.71 ✓
BALANCE ALL ACCOUNTS	243,081.71			
NCUA INSURANCE	243,081.71			

Attached is a list of balances for all county funds in the Domino Federal Credit Union.

RESPECTFULLY SUBMITTED THIS 24TH DAY OF JULY, 2018.



DONNA EARLY
CASS COUNTY TREASURER

**TEXAR FEDERAL CREDIT UNION SAVINGS
FOR THE MONTH OF JUNE, 2018**

FUND	BEGINNING BALANCE	INTEREST & PURCHASES	DECREASE	BOOK VALUE
Tobacco	25.00	-	-	25.00
TOTAL	25.00	-	-	25.00 ✓

**TEXAR FEDERAL CREDIT UNION CD
FOR THE MONTH OF JUNE, 2018**

FUND	BEGINNING BALANCE	INTEREST & PURCHASES	DECREASE	BOOK VALUE
Tobacco	141,976.78	204.22	-	142,181.00
Cass County Forestry	101,411.89	145.86	-	101,557.75
TOTAL	243,388.67	350.08	-	243,738.75 ✓

BALANCE ALL ACCOUNTS **243,763.75**
 NCUA INSURANCE **243,763.75**

Attached is a list of balances for all county funds in the TEXAR Federal Credit Union.

RESPECTFULLY SUBMITTED THIS 24TH DAY OF JULY, 2018.

Donna Early

 DONNA EARLY
 CASS COUNTY TREASURER