


Cass County
Treasurer's
Report

September
2017

**THE CASS COUNTY TREASURER'S REPORT OF RECEIPTS
FOR THE MONTH OF SEPTEMBER, 2017**

Source	2016	2017
Justice of Peace #1	14,705.58	21,153.11
Justice of Peace #2	4,525.40	6,460.60
Justice of Peace #3	18,761.20	23,670.00
Justice of Peace #4	8,617.20	15,136.73
Constables	-	260.00
County Clerk	32,582.00	30,913.50
District Clerk	18,178.71	36,103.75
Cass County Sheriff	535.00	617.00
Tax Collector	104,766.22	111,603.91
State of Texas	186,910.96	1,054.00
State of Texas Reimb	9,300.19	9,494.65
Forfeiture/Seizures	-	-
U.S. Treasury	-	-
Interest	3,781.15	8,192.94
Royalties	104.18	-
Cass County Park	-	-
Sales	-	44.80
Miscellaneous	108,777.92	10,821.45
Miscellaneous Reimb	1,670.29	1,998.67
Transferred Funds	-	-
Sub-Total	513,216.00	277,525.11
AIP Program	-	-
DOEP	-	-
Juvenile Probation	-	-
Adult Probation	25,959.50	23,302.50
Others/Miscellaneous	7,525.00	7,900.25
State/Others	134,483.00	156,091.00
CDA Discretionary	387.17	155.18
Sub-Total	168,354.67	187,448.93
Grand Total	681,570.67	464,974.04 ✓
NET SALARY	327,768.51	337,865.15 ✓

RESPECTFULLY SUBMITTED,


 DONNA EARLY
 CASS COUNTY TREASURER

**THE CASS COUNTY TREASURER'S REPORT
OF RECEIPTS AND DISBURSEMENTS
FOR THE MONTH OF SEPTEMBER, 2017**

FUND	BEG. BAL.	RECEIVED	DISBURSED	BALANCE
General	4,622,291.35	1,258,221.90	2,018,019.18	3,862,494.07
Jury Fund	(258,053.66)	108,991.42	43,970.57	(193,032.81)
Main R & B	349,529.80	267,820.57	320,071.18	297,279.19
H.A.V.A.	5,221.44	2.40	-	5,223.84
TOBACCO SETTLEMENT	979,195.58	979.12	-	980,174.70
R & B 1	830,116.03	180,117.70	191,901.31	818,332.42
R & B 2	374,550.35	148,996.07	132,528.05	391,018.37
R & B 3	312,134.12	80,058.19	70,279.86	321,912.45
R & B 4	329,390.76	167,287.32	178,482.39	318,195.69
CC PARK	(22,997.57)	24,342.60	1,345.03	(0.00)
FEDERAL ROAD IMPROVMT	1,784.88	0.82	-	1,785.70
LINDEN ENTERPRISE FUND	10,119.58	7.05	-	10,126.63
FEDERAL IMPROVMT 0711037	0.47	-	-	0.47
FEMA DR-1999 TX 2011 WF	9.96	-	-	9.96
BEAR CREEK FMAG 2965-2011	37,038.22	24.97	-	37,063.19
TEXAS CDBG CONT. 713069	9.73	-	-	9.73
TEXAS CDBG CONT. 7216247	65.16	0.03	-	65.19
LAW LIBRARY	(12,580.29)	2,291.00	-	(10,289.29)
CDA ESCROW	311.10	0.14	-	311.24
CDA FORFEITURE	67,594.96	49.44	-	67,644.40
TEXAS HISTORICAL GRANT	26,905.84	17.15	-	26,922.99
ARK LA TEX SEIZ/FORFT	(268.45)	-	-	(268.45)
CDA FEDERAL FORFEITURE	21,344.88	12.25	-	21,357.13
SHERIFF FED FORFT	4,332.75	1.99	-	4,334.74
HOME GRANT PROJECTS 2017	(8,354.58)	-	741.51	(9,096.09)
CTIF 01-034 TXDOT GRANT	725.74	0.37	-	726.11
FEMA 4269	519.47	0.24	-	519.71
RIGHT OF WAY	104,557.05	126.04	-	104,683.09
FORESTRY FUND	283,039.71	274.45	-	283,314.16
COMBINED I & S- SERIES 2015	328,815.94	5,648.48	-	334,464.42
CONST & RENOVATION	18,463.28	12.93	-	18,476.21
I & S 2016	26,068.52	1,402.36	-	27,470.88
PAYROLL	12,035.80	-	-	12,035.80
SUB TOTAL	8,443,917.92	2,246,687.00	2,957,339.08	7,733,265.84
JUVENILE PROB	374,785.99	35,270.92	61,844.57	348,212.34
ADULT PROB	371,140.52	70,642.34	66,998.22	374,784.64
NETRC	-	-	-	-
SATP TRACK III	3,856.65	29,250.00	9,919.63	23,187.02
COMM SVC RESTITUTION	-	11,196.18	4,941.46	6,254.72
AIP PROGRAM	(36,418.79)	-	-	(36,418.79)
MENTAL HEALTH INT. PRG.	8,038.53	21,301.00	6,913.33	22,426.20
CIVIL CHILD SUPPORT PRG.	68,067.33	1,350.00	-	69,417.33
HIGH RISK TREATMENT PRG	12,362.06	29,616.00	10,021.69	31,956.37
INDIGENT DEFENSE	81,399.61	54.77	53,755.13	27,699.25
TASK FORCE	895.86	0.41	-	896.27
TASK FORCE PI	43,346.34	28.33	-	43,374.67
CDA STATE FUNDS	(5,820.52)	9,166.76	3,401.89	(55.65)
AGGRESSIVE BEHAVIOR PRG. 4	-	6,250.00	4.08	6,245.92
DRUG COURT	-	18,750.00	3,590.96	15,159.04
CDA DISCRETIONARY	7,586.41	220.44	60.82	7,746.03
SUB TOTAL	929,239.99	233,097.15	221,451.78	940,885.36
GRAND TOTAL	9,373,157.91 ✓	2,479,784.15	3,178,790.86	8,674,151.20 ✓

RESPECTFULLY SUBMITTED,

Donna Early
DONNA EARLY
CASS COUNTY TREASURER

THE CASS COUNTY TREASURER'S REPORT
OF RECEIPTS AND DISBURSEMENTS
FOR THE MONTH OF SEPTEMBER, 2017

CERTIFICATION

WE, THE UNDERSIGNED, certify that we have actually and fully inspected and counted all actual cash and assets in the hands of said Treasurer for the period beginning September 1, 2017 and ending September 30, 2017, and find the same to be true and correct, and order same to be entered upon the minutes of said court as required by Local Government Code, Sec. 114.026.

WITNESS OUR HAND, OFFICIALLY THIS 19TH DAY OF DECEMBER, 2017.

COMMISSIONER, PRECINCT 1

Am Basso

COMMISSIONER, PRECINCT 2

Zan Gul

COMMISSIONER, PRECINCT 3

COMMISSIONER, PRECINCT 4


Becky Wilbanks

COUNTY JUDGE

SWORN TO AND SUBSCRIBED BY EACH OF THE ABOVE; RESPECTIVELY, THIS 19TH DAY OF
DECEMBER, 2017.

Am Samell

COUNTY CLERK



ACCOUNT NAME	BEGINNING CASH BALANCE	CASH RECEIPTS	CASH DISBURSEMENTS	ENDING CASH BALANCE
2017 010 GENERAL FUND				
CASH	95,654.81	1,039,873.55	1,157,610.98	22,082.62
CASH-OPERATING	.00	.00	.00	.00
RECEIVABLES	.00	158,662.27	8,608.20	150,054.07
TEXPOOL INVESTMENTS	81,631.08	68.16	.00	81,699.24
CD INVESTMENT	.00	.00	.00	.00
GB MONEY MARKET	1,407,515.68	35,742.06	851,800.00	591,457.74
LAND, BUILDINGS & IMPROVEMENTS	.00	.00	.00	.00
EQUIPMENT, FURNITURE & FIXTURES	.00	.00	.00	.00
TCLASS MONEY MARKET	3,037,489.78	23,875.86	.00	3,061,365.64
FUND TOTALS	4,622,291.35	1,258,221.90	2,018,019.18	3,862,494.07
2017 011 DISTRICT & CO COURTOFLAW FUND				
DISTRICT AND CO COURTOFLAW CASH	258,053.66	104,014.82	43,970.57	198,009.41
CASH-OPERATING	.00	.00	.00	.00
C D INVESTMENT	.00	.00	.00	.00
RECEIVABLES	.00	4,976.60	.00	4,976.60
INVESTMENTS	.00	.00	.00	.00
CD INVESTMENT	.00	.00	.00	.00
MAIN GB MONEY MARKET	.00	.00	.00	.00
FUND TOTALS	258,053.66	108,991.42	43,970.57	193,032.81
2017 012 MAIN ROAD & BRIDGE				
CASH-MAIN R&B OPERATING	45,949.10	184,464.51	195,071.18	35,342.43
MAIN-CASH OPERATING	.00	.00	.00	.00
C D INVESTMENT	.00	.00	.00	.00
RECEIVABLES	.00	83,318.92	.00	83,318.92
INVESTMENTS	.00	.00	.00	.00
CD INVESTMENT	.00	.00	.00	.00
MAIN GB MONEY MARKET	53,258.00	37.14	.00	53,295.14
TCLASS MONEY MARKET	250,322.70	.00	125,000.00	125,322.70
FUND TOTALS	349,529.80	267,820.57	320,071.18	297,279.19
2017 013 H.A.V.A.				
CASH	5,221.44	2.40	.00	5,223.84
CASH-OPERATING	.00	.00	.00	.00
RECEIVABLES	.00	.00	.00	.00
INVESTMENTS	.00	.00	.00	.00
FUND TOTALS	5,221.44	2.40	.00	5,223.84
2017 014 TOBACCO SETTLEMENT				
TOBACCO SETTLEMENT	.00	.00	.00	.00
CASH	16,076.56	7.39	.00	16,083.95
CASH-OPERATING	.00	.00	.00	.00
C.D. INVESTMENT	.00	.00	.00	.00
RECEIVABLES	.00	.00	.00	.00
INVESTMENTS	56,573.95	47.20	.00	56,621.15
TOBACCO SETTLEMENT INVEST	.00	.00	.00	.00
GB MONEY MARKET	285,131.20	198.86	.00	285,330.06
MAIN RR CD	240,668.19	276.93	.00	240,945.12
MAIN DC CD	240,573.66	247.16	.00	240,820.82
MAIN RR SV	15.21	.01	.00	15.22
MAIN TEXAR CD	140,131.81	201.57	.00	140,333.38
MAIN TEXAR SV	25.00	.00	.00	25.00
FUND TOTALS	979,195.58	979.12	.00	980,174.70

ACCOUNT NAME	BEGINNING CASH BALANCE	CASH RECEIPTS	CASH DISBURSEMENTS	ENDING CASH BALANCE
2017 015 BEAR CK DISASTER DONATION				
CASH-BEAR CK DISASTER DONATION	.00	.00	.00	.00
RECEIVABLES	.00	.00	.00	.00
FUND TOTALS	.00	.00	.00	.00
2018 016 JUVENILE PROBATION				
CASH - JUVENILE PROBATION	5,634.05	35,002.48	26,844.57	13,791.96
CASH-OPERATING	.00	.00	.00	.00
C D INVESTMENT	.00	.00	.00	.00
RECEIVABLES	4,873.18	.00	.00	4,873.18
INVESTMENTS	140,493.93	117.23	.00	140,611.16
CD INVESTMENT	.00	.00	.00	.00
GB MONEY MARKET	223,784.83	151.21	35,000.00	188,936.04
FUND TOTALS	374,785.99	35,270.92	61,844.57	348,212.34
2018 017 ADULT PROBATION				
CASH OPERATING-ADULT	24,672.30	70,374.27	66,998.22	28,048.35
CASH-OPERATING	.00	.00	.00	.00
C D INVESTMENT	.00	.00	.00	.00
RECEIVABLES	40,571.91	.00	.00	40,571.91
INVESTMENTS	106,668.17	89.01	.00	106,757.18
CD INVESTMENT	.00	.00	.00	.00
GB MONEY MARKET	199,228.14	179.06	.00	199,407.20
FUND TOTALS	371,140.52	70,642.34	66,998.22	374,784.64
2018 018 CASS CO RESTITUTION CENTER				
RESTITUTION CENTER	.00	.00	.00	.00
CASH OPERATING-RESTITUTION CEN	.00	.00	.00	.00
CASH TO OPEN FNB BANK ACCT.	.00	.00	.00	.00
RECEIVABLES	.00	.00	.00	.00
INVESTMENTS	.00	.00	.00	.00
C D INVESTMENT	.00	.00	.00	.00
CD INVESTMENT	.00	.00	.00	.00
FUND TOTALS	.00	.00	.00	.00
2018 019 SATP TRACK III				
CASH	3,856.65	29,250.00	9,919.63	23,187.02
CASH-OPERATING	.00	.00	.00	.00
RECEIVABLES	.00	.00	.00	.00
CD INVESTMENTS	.00	.00	.00	.00
GB MONEY MARKET	.00	.00	.00	.00
FUND TOTALS	3,856.65	29,250.00	9,919.63	23,187.02
2018 020 COMMUNITY SERVICE RESTITUTION				
CASH OPERATING-CSR	.00	11,196.18	4,941.46	6,254.72
CASH-OPERATING	.00	.00	.00	.00
RECEIVABLES	.00	.00	.00	.00
CD INVESTMENTS	.00	.00	.00	.00
GB MONEY MARKET	.00	.00	.00	.00
FUND TOTALS	.00	11,196.18	4,941.46	6,254.72
2017 021 ROAD AND BRIDGE #1				
CASH-ROAD & BRIDGE#1 OPERATING	9,620.49	124,839.74	124,901.31	9,558.92
CASH-OPERATING	.00	.00	.00	.00
C D INVESTMENT	.00	.00	.00	.00
RECEIVABLES	.00	.00	.00	.00

ACCOUNT NAME	BEGINNING CASH BALANCE	CASH RECEIPTS	CASH DISBURSEMENTS	ENDING CASH BALANCE
INVESTMENTS	72,074.08	60.13	.00	72,134.21
CD INVESTMENT	.00	.00	.00	.00
MAIN GB MONEY MARKET	348,052.66	217.83	67,000.00	281,270.49
TCLASS MONEY MARKET	400,368.80	55,000.00	.00	455,368.80
FUND TOTALS	830,116.03	180,117.70	191,901.31	818,332.42
2017 022 ROAD AND BRIDGE #2				
CASH - R4B #2 OPERATING	9,526.66	98,805.88	93,628.05	14,704.49
CASH-OPERATING	.00	.00	.00	.00
C D INVESTMENT	.00	.00	.00	.00
RECEIVABLES	.00	.00	.00	.00
INVESTMENTS	81,787.17	68.24	.00	81,855.41
CD INVESTMENT	.00	.00	.00	.00
GB MONEY MARKET	183,144.32	121.95	38,900.00	144,366.27
TCLASS MONEY MARKET	100,092.20	50,000.00	.00	150,092.20
FUND TOTALS	374,550.35	148,996.07	132,528.05	391,018.37
2017 023 ROAD AND BRIDGE #3				
CASH - ROAD & BRIDGE #3 OPER	9,521.97	49,838.96	49,979.86	9,381.07
CASH-OPERATING	.00	.00	.00	.00
C D INVESTMENT	.00	.00	.00	.00
RECEIVABLES	.00	.00	.00	.00
INVESTMENTS	27,159.17	22.66	.00	27,181.83
CD INVESTMENT	.00	.00	.00	.00
GB MONEY MARKET	275,452.98	30,196.57	20,300.00	285,349.55
FUND TOTALS	312,134.12	80,058.19	70,279.86	321,912.45
2017 024 ROAD AND BRIDGE #4				
CASH-ROAD & BRIDGE#4 OPERAT.	9,520.00	106,228.93	106,482.39	9,266.54
CASH-OPERATING	.00	.00	.00	.00
C D INVESTMENT	.00	.00	.00	.00
RECEIVABLES	.00	.00	.00	.00
INVESTMENTS	71,898.13	28,827.80	.00	28,827.80
CD INVESTMENT	.00	59.99	.00	71,958.12
GB MONEY MARKET	247,972.63	32,170.60	72,000.00	208,143.23
FUND TOTALS	329,390.76	167,287.32	178,482.39	318,195.69
2018 025 AIP PROGRAM				
CASH-	36,418.79	.00	.00	36,418.79
CASH-OPERATING	.00	.00	.00	.00
CD INVESTMENTS	.00	.00	.00	.00
RECEIVABLES	.00	.00	.00	.00
INVESTMENTS	.00	.00	.00	.00
C D INVESTMENT	.00	.00	.00	.00
FUND TOTALS	36,418.79	.00	.00	36,418.79
2017 026 CASS COUNTY RESOURCE RECOVERY				
CASS CO. RESOURCE REC/ CASH	.00	.00	.00	.00
RECEIVABLES	.00	.00	.00	.00
INVESTMENTS	.00	.00	.00	.00
FUND TOTALS	.00	.00	.00	.00
2017 027 COUNTY CLERK ARCHIVE FUND				
PRESERVATION- CASH ACCT.	.00	.00	.00	.00
FUND TOTALS	.00	.00	.00	.00
2017 028 CASS COUNTY PARK				
CASS COUNTY PARKS	.00	.00	.00	.00

ACCOUNT NAME	BEGINNING CASH BALANCE	CASH RECEIPTS	CASH DISBURSEMENTS	ENDING CASH BALANCE
2017 029 FEDERAL-ROAD IMPROVMT 0710197				
CASH-OPERATING - CC PARKS	22,997.57	24,342.60	1,345.03	.00
CASH-OPERATING INVESTMENTS	.00	.00	.00	.00
FUND TOTALS	22,997.57	24,342.60	1,345.03	.00
CASH-	1,784.88	.82	.00	1,785.70
CASH OPERATING	.00	.00	.00	.00
RECEIVABLES-ROAD IMPROVEMENT	.00	.00	.00	.00
INVESTMENTS-ROAD IMPROVEMENT	.00	.00	.00	.00
INVESTMENTS-ROAD IMPROV	.00	.00	.00	.00
FUND TOTALS	1,784.88	.82	.00	1,785.70
2017 030 LINDEN ENTERPRISE FUND				
CASH	.00	.00	.00	.00
CASH-OPERATING	.00	.00	.00	.00
INVESTMENTS	.00	.00	.00	.00
CD INVESTMENTS	.00	.00	.00	.00
MONEY MARKET GB	10,119.58	7.05	.00	10,126.63
FUND TOTALS	10,119.58	7.05	.00	10,126.63
2017 031 EMG WATERSHED AG-7442-C-110010				
CASH	.00	.00	.00	.00
RECEIVABLES	.00	.00	.00	.00
INVESTMENTS-ROAD IMPROVEMENT	.00	.00	.00	.00
INVESTMENTS	.00	.00	.00	.00
FUND TOTALS	.00	.00	.00	.00
2017 032 FEDERAL IMPROVEMENT 0711037				
CASH	.47	.00	.00	.47
RECEIVABLES	.00	.00	.00	.00
INVESTMENTS	.00	.00	.00	.00
INVESTMENTS	.00	.00	.00	.00
FUND TOTALS	.47	.00	.00	.47
2018 033 SATT PROGRAM				
CASH	.00	.00	.00	.00
CD INVESTMENTS	.00	.00	.00	.00
RECIEVABLES	.00	.00	.00	.00
INVESTMENTS	.00	.00	.00	.00
CD INVESTMENTS	.00	.00	.00	.00
FUND TOTALS	.00	.00	.00	.00
2018 034 MENTAL HEALTH INITIATIVE PRG				
CASH	8,038.53	21,301.00	6,913.33	22,426.20
CASH-OPERATING	.00	.00	.00	.00
CD INVESTMENTS	.00	.00	.00	.00
RECIEVABLES	.00	.00	.00	.00
INVESTMENTS	.00	.00	.00	.00
CD INVESTMENTS	.00	.00	.00	.00
FUND TOTALS	8,038.53	21,301.00	6,913.33	22,426.20
2018 035 CIVIL CHILD SUPPORT PROGRAM				
CASH	20,567.33	1,350.00	.00	21,917.33
CASH-OPERATING	.00	.00	.00	.00
CD INVESTMENTS	.00	.00	.00	.00

ACCOUNT NAME	BEGINNING CASH BALANCE	CASH RECEIPTS	CASH DISBURSEMENTS	ENDING CASH BALANCE
2017 036 FEMA DR-1999-TX 2011 WILDFIRES				
CASH - 1999 FEMA WILDFIRES	9.96	.00	.00	9.96
RECEIVABLES	.00	.00	.00	.00
CD INVESTMENTS	.00	.00	.00	.00
GB MONEY MARKET	47,500.00	.00	.00	47,500.00
FUND TOTALS	69,067.33	1,350.00	.00	69,417.33
2018 037 HIGH RISK TREATMENT PROGRAM				
CASH	2,362.06	29,616.00	10,021.69	21,956.37
CASH-OPERATING	.00	.00	.00	.00
CD INVESTMENTS	.00	.00	.00	.00
RECEIVABLES	.00	.00	.00	.00
INVESTMENTS	.00	.00	.00	.00
GB MONEY MARKET	10,000.00	.00	.00	10,000.00
FUND TOTALS	12,362.06	29,616.00	10,021.69	31,956.37
2017 038 BEAR CREEK FMAG 2965-2011				
CASH	3,583.63	1.64	.00	3,585.27
CASH OPERATING	.00	.00	.00	.00
RECEIVABLES	.00	.00	.00	.00
CD INVESTMENTS	.00	.00	.00	.00
INVESTMENTS	.00	.00	.00	.00
MONEY MARKET GB	33,454.59	23.33	.00	33,477.92
FUND TOTALS	37,038.22	24.97	.00	37,063.19
2017 039 TEXAS CDBG CONTRACT 713069				
CASH	9.73	.00	.00	9.73
RECEIVABLES	.00	.00	.00	.00
INVESTMENTS	.00	.00	.00	.00
FUND TOTALS	9.73	.00	.00	9.73
2017 040 TEXAS CDBG CONTRACT 7216247				
CASH	35.98	.01	.00	35.99
INVESTMENTS	.00	.00	.00	.00
GB MONEY MARKET	29.18	.02	.00	29.20
FUND TOTALS	65.16	.03	.00	65.19
2017 041 LAW LIBRARY				
CASH - LAW LIBRARY OPERATING	12,580.29	420.00	.00	12,160.29
CASH OPERATING	.00	.00	.00	.00
C D INVESTMENT	.00	.00	.00	.00
RECEIVABLES	.00	1,871.00	.00	1,871.00
CD INVESTMENT	.00	.00	.00	.00
FUND TOTALS	12,580.29	2,291.00	.00	10,289.29
2017 042 INDIGENT DEFENSE GRANT (SB7)				
INDIGENT DEFENSE GRANT (SB7)	.00	.00	.00	.00
CASH-INDIGENT DEFENSE	20,432.26	8.77	53,755.13	33,314.10
CASH OPERATING	.00	.00	.00	.00

ACCOUNT NAME	BEGINNING CASH BALANCE	CASH RECEIPTS	CASH DISBURSEMENTS	ENDING CASH BALANCE
2017 043 DIST ATT, ESCROW ACCOUNT				
DIST ATT. ESCROW ACCOUNT	.00	.00	.00	.00
CASH OPERATING-DA ESCROW ACCT	311.10	.14	.00	311.24
CASH OPERATING	.00	.00	.00	.00
C D INVESTMENT	.00	.00	.00	.00
RECEIVABLES	.00	.00	.00	.00
INVESTMENTS	.00	.00	.00	.00
CD INVESTMENT	.00	.00	.00	.00
MONEY MARKET GB	.00	.00	.00	.00
FUND TOTALS	311.10	.14	.00	311.24
2017 044 C.D.A.FOREFEITURE ACCOUNT				
C.D.A.FOREFEITURE ACCOUNT	.00	.00	.00	.00
CASH OPERATING-CDA FOREFEITURE	12,934.33	5.95	.00	12,940.28
CASH OPERATING	.00	.00	.00	.00
C D INVESTMENT	.00	.00	.00	.00
RECEIVABLES	.00	.00	.00	.00
INVESTMENTS	39,282.91	32.77	.00	39,315.68
CD INVESTMENT	.00	.00	.00	.00
GB MONEY MARKET	15,377.72	10.72	.00	15,388.44
FUND TOTALS	67,594.96	49.44	.00	67,644.40
2018 045 REGIONAL INTRASTATE TASK FORCE				
ARK-LA-TEX NARC TASK FORCE	.00	.00	.00	.00
REGIONAL TASK FRC CASH	895.86	.41	.00	896.27
CASH OPERATING	.00	.00	.00	.00
C D INVESTMENTS	.00	.00	.00	.00
RECEIVABLES	.00	.00	.00	.00
INVESTMENTS	.00	.00	.00	.00
CD INVESTMENTS	.00	.00	.00	.00
FUND TOTALS	895.86	.41	.00	896.27
2018 046 TASK FORCE PROGRAM INCOME				
TASK FORCE PROGRAM INCOME	.00	.00	.00	.00
TF PROGRAM INCOME-CASH	7,972.81	3.66	.00	7,976.47
CASH OPERATING	.00	.00	.00	.00
CD INVESTMENTS	.00	.00	.00	.00
RECEIVABLES	.00	.00	.00	.00
TF-PI INVESTMENTS	.00	.00	.00	.00
INVESTMENTS	.00	.00	.00	.00
MONEY MARKET	35,373.53	24.67	.00	35,398.20
FUND TOTALS	43,346.34	28.33	.00	43,374.67
2017 047 CDA-STATE FUNDS				
CDA STATE FUNDS	.00	.00	.00	.00
CASH	5,820.52	9,166.76	3,401.89	55.65
CASH OPERATING	.00	.00	.00	.00
CD INVESTMENTS	.00	.00	.00	.00
INVESTMENTS	.00	.00	.00	.00

ACCOUNT NAME	BEGINNING CASH BALANCE	CASH RECEIPTS	CASH DISBURSEMENTS	ENDING CASH BALANCE
2017 048 TEXAS HISTORICAL GRANT				
CASH	.00	.00	.00	.00
CASH-OPERATING	6,783.66	3.12	.00	6,786.78
CD INVESTMENTS	.00	.00	.00	.00
RECEIVABLES	.00	.00	.00	.00
CD INVESTMENTS	.00	.00	.00	.00
GB MONEY MARKET	20,122.18	14.03	.00	20,136.21
FUND TOTALS	26,905.84	17.15	.00	26,922.99
2017 050 ARK LA TEX SEIZ/FORFT.FUND				
ARK-LA-TEX FORF/SEIZ.	.00	.00	.00	.00
CASH OPERATING	268.45-	.00	.00	268.45-
C D INVESTMENTS	.00	.00	.00	.00
INVESTMENTS	.00	.00	.00	.00
CD INVESTMENT	.00	.00	.00	.00
FUND TOTALS	268.45-	.00	.00	268.45-
2017 051 CDA FORFEITURE FUNDS				
CDA FEDERAL FORFEITURES FUND				
CASH	11,083.11	5.10	.00	11,088.21
CASH-OPERATING	.00	.00	.00	.00
C D INVESTMENTS	.00	.00	.00	.00
INVESTMENTS	.00	.00	.00	.00
CD INVESTMENT	10,261.77	7.15	.00	10,268.92
MONEY MARKET	.00	.00	.00	.00
FUND TOTALS	21,344.88	12.25	.00	21,357.13
2017 052 SHERIFF FEDERAL FORFEITURES				
SHERIFF FEDERAL FORFEITURES				
CASH	4,311.61	1.98	.00	4,313.59
CASH-OPERATING	.00	.00	.00	.00
C D INVESTMENTS	.00	.00	.00	.00
INVESTMENTS	.00	.00	.00	.00
CD INVESTMENTS	.00	.00	.00	.00
MONEY MARKET GB	21.14	.01	.00	21.15
FUND TOTALS	4,332.75	1.99	.00	4,334.74
2017 055 HOME GRANT PROJECTS 2017				
CASH	8,354.58-	.00	741.51-	9,096.09-
CD INVESTMENTS	.00	.00	.00	.00
RECEIVABLES	.00	.00	.00	.00
FUND TOTALS	8,354.58-	.00	741.51-	9,096.09-
2018 060 MENTAL HEALTH PROGRAM # 4				
CASH	.00	.00	.00	.00
CD INVESTMENTS	.00	.00	.00	.00
RECIEVABLES	.00	.00	.00	.00
INVESTMENTS	.00	.00	.00	.00
MONEY MARKET GB	.00	.00	.00	.00
FUND TOTALS	.00	.00	.00	.00
2018 061 AGGRESSIVE BEHAVIOR PROGRAM#20				
CASH	.00	6,250.00	4.08-	6,245.92

ACCOUNT NAME	BEGINNING CASH BALANCE	CASH RECEIPTS	CASH DISBURSEMENTS	ENDING CASH BALANCE
2017 062 CTIF-01-034 TXDOT GRANT				
CASH	566.99	.26	.00	567.25
GB MONEY MARKET	158.75	.11	.00	158.86
FUND TOTALS	725.74	.37	.00	726.11
2018 063 CASS COUNTY DRUG COURT				
CASH	.00	18,750.00	3,590.96	15,159.04
CD INVESTMENTS	.00	.00	.00	.00
RECEIVABLES	.00	.00	.00	.00
INVESTMENTS	.00	.00	.00	.00
GB MONEY MARKET	.00	.00	.00	.00
FUND TOTALS	.00	18,750.00	3,590.96	15,159.04
2018 064 VETERANS PROGRAM				
CASH	.00	.00	.00	.00
CD INVESTMENTS	.00	.00	.00	.00
RECEIVABLES	.00	.00	.00	.00
INVESTMENTS	.00	.00	.00	.00
GB MONEY MARKET	.00	.00	.00	.00
FUND TOTALS	.00	.00	.00	.00
2017 065 FEMA 4269				
CASH	461.76	.21	.00	461.97
GB MONEY MARKET	57.71	.03	.00	57.74
FUND TOTALS	519.47	.24	.00	519.71
2017 070 RIGHT OF WAY FUND				
CASH -RIGHT OF WAY OPERATING	9,541.39	45.69	.00	9,587.08
CASH-OPERATING	.00	.00	.00	.00
C D INVESTMENT	.00	.00	.00	.00
RECEIVABLES	.00	10.11	.00	10.11
INVESTMENTS	29,051.50	24.24	.00	29,075.74
CD INVESTMENT	.00	.00	.00	.00
MAIN MONEY MARKET GB	65,964.16	46.00	.00	66,010.16
FUND TOTALS	104,557.05	126.04	.00	104,683.09
2017 072 CASS COUNTY FORESTRY FUND				
CASH-CASS COUNTY FORESTRY FUND	14,922.06	6.86	.00	14,928.92
CASH OPERATING	.00	.00	.00	.00
C D INVESTMENT	.00	.00	.00	.00
RECEIVABLES	.00	.00	.00	.00
INVESTMENTS	47,047.25	39.25	.00	47,086.50
CD INVESTMENT	.00	.00	.00	.00
MAIN GB MONEY MARKET	120,976.27	84.37	.00	121,060.64
MAIN TEXAR CD	100,094.13	143.97	.00	100,238.10
FUND TOTALS	283,039.71	274.45	.00	283,314.16
2017 080 CASS COUNTY JAIL CONSTRUCTION				
CASH-CASS CO JAIL CONST	.00	.00	.00	.00
C D INVESTMENT	.00	.00	.00	.00
RECEIVABLES	.00	.00	.00	.00

ACCOUNT NAME	BEGINNING CASH BALANCE	CASH RECEIPTS	CASH DISBURSEMENTS	ENDING CASH BALANCE
INVESTMENTS-CC JAIL CONST	.00	.00	.00	.00
CD INVESTMENT	.00	.00	.00	.00
FUND TOTALS	.00	.00	.00	.00
2017 081 CC JAIL INT & SINKING				
CASH-CC JAIL INT & SINKING	.00	.00	.00	.00
C D INVESTMENT	.00	.00	.00	.00
RECEIVABLES	.00	.00	.00	.00
INVESTMENTS	.00	.00	.00	.00
BANK INVESTMENT	.00	.00	.00	.00
FUND TOTALS	.00	.00	.00	.00
2017 082 RESOURCE RECOVERY I&S				
CASH-CC RESOURCE RECOVERY	.00	.00	.00	.00
PETTY CASH	.00	.00	.00	.00
C D INVESTMENT	.00	.00	.00	.00
RECEIVABLES	.00	.00	.00	.00
INVESTMENTS	.00	.00	.00	.00
BANK INVESTMENT	.00	.00	.00	.00
FUND TOTALS	.00	.00	.00	.00
2017 083 RESOURCE RECOVERY INT&SINKING				
CASH-RES REC INT&SINKING	.00	.00	.00	.00
C D INVESTMENT	.00	.00	.00	.00
RECEIVABLES	.00	.00	.00	.00
INVESTMENTS	.00	.00	.00	.00
BANK INVESTMENT	.00	.00	.00	.00
FUND TOTALS	.00	.00	.00	.00
2017 084 COMBINED INTEREST & SINKING				
COMBINED INTEREST & SINKING	.00	.00	.00	.00
CASH	18,839.37	12.17	.00	18,851.54
CASH-OPERATING	.00	.00	.00	.00
CD INVESTMENT	.00	.00	.00	.00
RECEIVABLES	.00	1,076.31	.00	1,076.31
INVESTMENTS	.00	.00	.00	.00
BANK INVESTMENTS	.00	.00	.00	.00
CI&S GB MM	309,976.57	4,560.00	.00	314,536.57
FUND TOTALS	328,815.94	5,648.48	.00	334,464.42
2017 085 LAW ENFORC.CONSTRUCTION FUND				
06 CONSTRUCTION & RENOVATION	6,584.21	3.02	.00	6,587.23
CASH OPERATING	.00	.00	.00	.00
C D INVESTMENT	.00	.00	.00	.00
INVESTMENTS	11,879.07	9.91	.00	11,888.98
CD INVESTMENTS	.00	.00	.00	.00
MAIN MONEY MARKET GB	.00	.00	.00	.00
FUND TOTALS	18,463.28	12.93	.00	18,476.21
2017 086 INTEREST & SINKING SERIES 2016				
CASH OPERATING	3,671.29	2.37	.00	3,673.66
CASH OPERATING	.00	.00	.00	.00
CD INVESTMENTS	.00	.00	.00	.00
RECEIVABLES	.00	267.30	.00	267.30
INVESTMENTS	.00	.00	.00	.00
BANK INVESTMENTS	.00	.00	.00	.00
CI&S GB MM	22,397.23	1,132.69	.00	23,529.92

ACCOUNT NAME	BEGINNING CASH BALANCE	CASH RECEIPTS	CASH DISBURSEMENTS	ENDING CASH BALANCE
FUND TOTALS	26,068.52	1,402.36	.00	27,470.88
2017 089 CDA DISCRETIONARY FUND				
CASH	7,586.41	158.72	60.82	7,684.31
CASH-OPERATING	.00	.00	.00	.00
C D INVESTMENT	.00	.00	.00	.00
RECEIVABLES	.00	61.72	.00	61.72
FUND TOTALS	7,586.41	220.44	60.82	7,746.03
2017 090 PAYROLL				
PAYROLL FUND	.00	.00	.00	.00
PAYROLL CASH	12,035.80	.00	.00	12,035.80
CASH OPERATING	.00	.00	.00	.00
FUND TOTALS	12,035.80	.00	.00	12,035.80
2017 096 GENERAL FIXED ASSETS				
CASH	.00	.00	.00	.00
LAND,BLDGS & IMPROVEMENTS	.00	.00	.00	.00
EQUIP,FURN, & FIXTURES	.00	.00	.00	.00
CAPITAL LEASE ASSETS (AUTOS)	.00	.00	.00	.00
CONSTRUCTION IN PROGRESS	.00	.00	.00	.00
FUND TOTALS	.00	.00	.00	.00
2017 097 GENERAL LONG TERM DEBT				
CASH	.00	.00	.00	.00
FUND TOTALS	.00	.00	.00	.00
GRAND TOTALS	9,373,157.91	2,479,784.15	3,178,790.86	8,674,151.20

FUND NAME	CHECKING ACCOUNT	CHECKING AMOUNT	TDAA ACCOUNT	TDAA AMOUNT	FUND TOTAL
2017 010 GENERAL FUND	MAIN	22,082.62-	MAIN TDOA MAIN GB MM MAIN TCLAS	81,699.24 591,457.74 3,061,365.64	3,712,440.00 + 150,054.07 = 3,862,494.07
2017 011 DISTRICT & CO COURT@LAW FURMAIN		198,009.41-	MAIN TDOA MAIN GB MM		198,009.41- + 4,976.60 = 193,032.81-
2017 012 MAIN ROAD & BRIDGE	MAIN	35,342.43	MAIN TDOA MAIN GB MM MAIN TCLAS	53,295.14 125,322.70	213,960.27 + 83,318.92 = 297,279.19
2017 013 H.A.V.A.	MAIN	5,223.84	MAIN TDOA		5,223.84
2017 014 TOBACCO SETTLEMENT	MAIN	16,083.95	MAIN TDOA MAIN GB MM MAIN RR CD MAIN DC CD MAIN RR SV MAIN TX CD MAIN TX SV	56,621.15 285,330.06 240,945.12 240,820.82 15.22 140,333.38 25.00	980,174.70
2017 015 BEAR CK DISASTER DONATION	BRCREEK				
2018 016 JUVENILE PROBATION	MAIN	13,791.96	MAIN TDOA MAIN GB MM	140,611.16 188,936.04	343,339.16 + 4,873.18 = 348,212.34
2018 017 ADULT PROBATION	MAIN	28,048.35	MAIN TDOA MAIN GB MM	106,757.18 199,407.20	334,212.73 + 40,571.91 = 374,784.64
2018 018 CASS CO RESTITUTION CENTER	MAIN		MAIN TDOA		
2018 019 SATP TRACK III	MAIN	23,187.02	MAIN GB MM		23,187.02
2018 020 COMMUNITY SERVICE RESTITUTIMAIN	MAIN	6,254.72	MAIN GB MM		6,254.72
2017 021 ROAD AND BRIDGE #1	MAIN	9,558.92	MAIN TDOA MAIN GB MM MAIN TCLAS	72,134.21 281,270.49 455,368.80	818,332.42
2017 022 ROAD AND BRIDGE #2	MAIN	14,704.49	MAIN TDOA MAIN GB MM MAIN TCLAS	81,855.41 144,366.27 150,092.20	391,018.37
2017 023 ROAD AND BRIDGE #3	MAIN	9,381.07	MAIN TDOA MAIN GB MM	27,181.83 285,349.55	321,912.45
2017 024 ROAD AND BRIDGE #4	MAIN	9,266.54	MAIN TDOA MAIN GB MM	71,958.12 208,143.23	289,367.89 + 28,827.80 = 318,195.69
2018 025 AIP PROGRAM	MAIN	36,418.79-	MAIN TDOA		36,418.79-
2017 026 CASS COUNTY RESOURCE RECOVERMAIN	MAIN		MAIN TDOA		
2017 027 COUNTY CLERK ARCHIVE FUND	MAIN		MAIN TDOA		
2017 028 CASS COUNTY PARK	MAIN		MAIN TDOA		

FUND NAME	CHECKING ACCOUNT	CHECKING AMOUNT	TDOA ACCOUNT	TDOA AMOUNT	FUND TOTAL
2017 029 FEDERAL-ROAD IMPROVMT 071019MAIN	MAIN	1,785.70	MAIN TDOA		1,785.70
2017 030 LINDEN ENTERPRISE FUND	MAIN		MAIN TDOA MAIN GB MM	10,126.63	10,126.63
2017 031 EMG WATERSHED AG-7442-C-1100MAIN	MAIN		MAIN TDOA		
2017 032 FEDERAL IMPROVEMENT 0711037 MAIN	MAIN	.47	MAIN TDOA		.47
2018 033 SNTT PROGRAM	MAIN		MAIN TDOA		
2018 034 MENTAL HEALTH INITIATIVE PRGMAIN	MAIN	22,426.20	MAIN TDOA MAIN GB MM		22,426.20
2018 035 CIVIL CHILD SUPPORT PROGRAM MAIN	MAIN	21,917.33	MAIN GB MM	47,500.00	69,417.33
2017 036 FEMA DR-1999-TX 2011 WILDFIRMAIN	MAIN	9.96	MAIN TDOA		9.96
2018 037 HIGH RISK TREATMENT PROGRAM MAIN	MAIN	21,956.37	MAIN TDOA MAIN GB MM	10,000.00	31,956.37
2017 038 BEAR CREEK FMAG 2965-2011 MAIN	MAIN	3,585.27	MAIN TDOA MAIN GB MM	33,477.92	37,063.19
2017 039 TEXAS CDBG CONTRACT 713069 MAIN	MAIN	9.73			9.73
2017 040 TEXAS CDBG CONTRACT 7216247 MAIN	MAIN	35.99	MAIN GB MM	29.20	65.19
2017 041 LAW LIBRARY	MAIN	12,160.29-			12,160.29-
2017 042 INDIGENT DEFENSE GRANT (SB7)MAIN	MAIN	33,314.10-	MAIN TDOA MAIN GB MM	25,456.40 35,556.95	27,699.25
2017 043 DIST ATT, ESCROW ACCOUNT	MAIN	311.24	MAIN TDOA MAIN GB MM		311.24
2017 044 C.D.A.FORFEITURE ACCOUNT	MAIN	12,940.28	MAIN TDOA MAIN GB MM	39,315.68 15,388.44	67,644.40
2018 045 REGIONAL INTRASTATE TASK FORMAIN	MAIN	896.27			896.27
2018 046 TASK FORCEE PROGRAM INCOME	MAIN	7,976.47	MAIN GB MM	35,398.20	43,374.67
2017 047 CDA-STATE FUNDS	MAIN	55.65-			55.65-
2017 048 TEXAS HISTORICAL GRANT	MAIN	6,786.78	MAIN GB MM	20,136.21	26,922.99
2017 050 ARK LA TEX SEIZ/FORFT.FUND	MAIN	268.45-			268.45-
2017 051 CDA FORFEITURE FUNDS	MAIN	11,088.21	MAIN TDOA MAIN GB MM	10,268.92	21,357.13
2017 052 SHERIFF FEDERAL FORFEITURES	MAIN	4,313.59	MAIN TDOA MAIN GB MM	21.15	4,334.74

+ 1,871.00 = 10,289.29-

FUND NAME	CHECKING ACCOUNT	CHECKING AMOUNT	TDOA ACCOUNT	TDOA AMOUNT	FUND TOTAL
2017 055 HOME GRANT PROJECTS 2017	MAIN	9,096.09-			9,096.09-
2018 060 MENTAL HEALTH PROGRAM # 4	MAIN		MAIN TDOA MAIN GB MM		
2018 061 AGGRESSIVE BEHAVIOR PROGRAM#MAIN		6,245.92	MAIN TDOA MAIN GB MM		6,245.92
2017 062 CTIF-01-034 TXDOT GRANT	MAIN	567.25	MAIN GB MM	158.86	726.11
2018 063 CASS COUNTY DRUG COURT	MAIN	15,159.04	MAIN TDOA		15,159.04
2018 064 VETERANS PROGRAM	MAIN		MAIN TDOA MAIN GB MM		
2017 065 FEMA 4269	MAIN	461.97	MAIN GB MM	57.74	519.71
2017 070 RIGHT OF WAY FUND	MAIN	9,587.08	MAIN TDOA MAIN GB MM	29,075.74 66,010.16	104,672.98 + 10.11 = 104,683.09
2017 072 CASS COUNTY FORESTRY FUND	MAIN	14,928.92	MAIN TDOA MAIN GB MM MAIN TX CD	47,086.50 121,060.64 100,238.10	283,314.16
2017 080 CASS COUNTY JAIL CONSTRUCTIOCC JAIL CO			CCJC-TDOA CC JAIL CD		
2017 081 CC JAIL INT & SINKING	CC JAILI&S		CCJIS-TDOA JAIL I&SCD		
2017 082 RESOURCE RECOVERY I&S	CC SW CONS		CCSWC-TDOA SW CONSTCD		
2017 083 RESOURCE RECOVERY INT&SINKINCC SW I&S			CCSWIS-TDO SW I&S CD		
2017 084 COMBINED INTEREST & SINKING CI&S		18,851.54	CI&S CI&S GB MM	314,536.57	333,388.11 + 1,076.31 = 334,464.42
2017 085 LAW ENFORC.CONSTRUCTION FUNDMAIN		6,587.23	MAIN TDOA MAIN GB MM	11,888.98	18,476.21
2017 086 INTEREST & SINKING SERIES 20CI&S		3,673.66	CI&S GB MM	23,529.92	27,203.58 + 267.30 = 27,470.88
2017 089 CDA DISCRETIONARY FUND	MAIN	7,684.31			7,684.31 + 61.72 = 7,746.03
2017 090 PAYROLL	PAYROLL	12,035.80			12,035.80
2017 096 GENERAL FIXED ASSETS					
2017 097 GENERAL LONG TERM DEBT					
TOTAL		71,260.47		8,286,981.81	8,358,242.28 + 315,908.92 = 8,674,151.20

CHECK ACCOUNT

CHECK

ACCOUNT BALANCE - MAIN
 ACCOUNT BALANCE - CI&S
 ACCOUNT BALANCE - PAYROLL

36,699.47 + 314,565.31 = 351,264.78
 22,525.20 + 1,343.61 = 23,868.81
 12,035.80

TOTAL

71,260.47 + 315,908.92 = 387,169.39

TDOA ACCOUNT

TDOA

ACCOUNT BALANCE - MAIN TDOA
 ACCOUNT BALANCE - MAIN GB MM
 ACCOUNT BALANCE - MAIN TC&S
 ACCOUNT BALANCE - MAIN RR CD
 ACCOUNT BALANCE - MAIN DC CD
 ACCOUNT BALANCE - MAIN RR SV
 ACCOUNT BALANCE - MAIN TX CD
 ACCOUNT BALANCE - MAIN TX SV
 ACCOUNT BALANCE - CI&S GB MM

791,641.60
 2,642,746.74
 3,792,149.34
 240,945.12
 240,820.82
 15.22
 240,571.48
 25.00
 338,066.49

TOTAL

8,286,981.81

8,286,981.81
 387,169.39

 8,674,151.20 ✓

**TEXPOOL INVESTMENTS
FOR THE MONTH OF SEPTEMBER, 2017**

FUND	BEGINNING BALANCE	INTEREST & PURCHASES	DECREASE	BOOK VALUE
General	81,631.08	68.16	-	81,699.24
Jury	-	-	-	-
Main R & B	-	-	-	-
Tobacco Settlement	56,573.95	47.20	-	56,621.15
Juvenile Probation	140,493.93	117.23	-	140,611.16
Adult Probation	106,668.17	89.01	-	106,757.18
R & B # 1	72,074.08	60.13	-	72,134.21
R & B # 2	81,787.17	68.24	-	81,855.41
R & B # 3	27,159.17	22.66	-	27,181.83
R & B # 4	71,898.13	59.99	-	71,958.12
Federal Road Improvmt	-	-	-	-
Indigent Defense Grant	25,435.18	21.22	-	25,456.40
CDA Forfeiture	39,282.91	32.77	-	39,315.68
Right of Way	29,051.50	24.24	-	29,075.74
Forestry	47,047.25	39.25	-	47,086.50
Construction & Renovation	11,879.07	9.91	-	11,888.98
TOTAL	790,981.59	660.01	-	791,641.60 ✓

Attached is a letter from TexPool stating the book and market value of their funds.

RESPECTFULLY SUBMITTED THIS 19TH DAY OF DECEMBER, 2017.



 DONNA EARLY
 CASS COUNTY TREASURER

**GUARANTY BANK AND TRUST GENERAL MM
FOR THE MONTH OF SEPTEMBER, 2017**

FUND	BEGINNING BALANCE	INTEREST & PURCHASES	DECREASE	BOOK VALUE
General	1,407,515.68	35,742.06	851,800.00	591,457.74
Main R & B	53,258.00	37.14	-	53,295.14
Tobacco	285,131.20	198.86	-	285,330.06
Juvenile Probation	223,784.83	151.21	35,000.00	188,936.04
Adult Probation	199,228.14	179.06	-	199,407.20
SATP Track III	-	-	-	-
R & B 1	348,052.66	217.83	67,000.00	281,270.49
R & B 2	183,144.32	121.95	38,900.00	144,366.27
R & B 3	275,452.98	30,196.57	20,300.00	285,349.55
R & B 4	247,972.63	32,170.60	72,000.00	208,143.23
Linden Enterprise Fund	10,119.58	7.05	-	10,126.63
Civil Child Support Prgm.	47,500.00	-	-	47,500.00
High Risk Treatment Prgm.	10,000.00	-	-	10,000.00
Bear Creek FMAG 2965-2011	33,454.59	23.33	-	33,477.92
TX CDBG CONTRACT 7216247	29.18	0.02	-	29.20
Indigent Defense Grant	35,532.17	24.78	-	35,556.95
CDA Forfeiture Account	15,377.72	10.72	-	15,388.44
Task Force PI	35,373.53	24.67	-	35,398.20
Texas Historical Grant	20,122.18	14.03	-	20,136.21
CDA Forfeiture Funds	10,261.77	7.15	-	10,268.92
Sheriff Federal Forfeiture	21.14	0.01	-	21.15
CTIF-01-034 TXDOT Grant	158.75	0.11	-	158.86
FEMA 4269	57.71	0.03	-	57.74
Right of Way	65,964.16	46.00	-	66,010.16
Cass County Forestry	120,976.27	84.37	-	121,060.64
TOTAL	3,628,489.19	99,257.55	1,085,000.00	2,642,746.74 ✓

**GUARANTY BANK AND TRUST CI&S MM
FOR THE MONTH OF SEPTEMBER, 2017**

FUND	BEGINNING BALANCE	INTEREST & PURCHASES	DECREASE	BOOK VALUE
Combined I&S Series 2015	309,976.57	4,560.00	-	314,536.57
I&S Series 2016	22,397.23	1,132.69	-	23,529.92
TOTAL	332,373.80	5,692.69	-	338,066.49 ✓

BALANCE ALL MM ACCOUNTS **2,980,813.23**

RESPECTFULLY SUBMITTED THIS 19TH DAY OF DECEMBER, 2017.


 DONNA EARLY
 CASS COUNTY TREASURER

**GUARANTY BANK AND TRUST ALL ACCOUNTS
FOR THE MONTH OF SEPTEMBER, 2017**

Attached is a list of balances for all funds in Guaranty Bank and Trust under the Federal ID Number for Cass County and a copy of the pledged securities listing book and market value.

BALANCE ALL ACCOUNTS	4,607,521.11
FDIC INSURANCE	500,000.00
BOOK VALUE	4,877,797.65
MARKET VALUE PLEDGED	4,923,696.01
PLEDGED EXCESS	816,174.90

RESPECTFULLY SUBMITTED THIS 19TH DAY OF DECEMBER, 2017.



DONNA EARLY
CASS COUNTY TREASURER

**TEXAS CLASS INVESTMENTS
FOR THE MONTH OF SEPTEMBER, 2017**

FUND	BEGINNING BALANCE	INTEREST & PURCHASES	DECREASE	BOOK VALUE
General	3,037,489.78	23,875.86	-	3,061,365.64
Main R & B	250,322.70	-	125,000.00	125,322.70
R & B 1	400,368.80	55,000.00	-	455,368.80
R & B 2	100,092.20	50,000.00	-	150,092.20
TOTAL	3,788,273.48	128,875.86	125,000.00	3,792,149.34 ✓

Attached is a letter from Texas CLASS stating the book and market value of their funds.

RESPECTFULLY SUBMITTED THIS 19TH DAY OF DECEMBER, 2017.



 DONNA EARLY
 CASS COUNTY TREASURER

**RED RIVER FEDERAL CREDIT UNION SAVINGS
FOR THE MONTH OF SEPTEMBER, 2017**

FUND	BEGINNING BALANCE	INTEREST & PURCHASES	DECREASE	BOOK VALUE
Tobacco	15.21	0.01	-	15.22
TOTAL	15.21	0.01	-	15.22 ✓

**RED RIVER FEDERAL CREDIT UNION CD
FOR THE MONTH OF SEPTEMBER, 2017**

FUND	BEGINNING	INTEREST &	DECREASE	BOOK VALUE
Tobacco	240,668.19	276.93	-	240,945.12
TOTAL	240,668.19	276.93	-	240,945.12

BALANCE ALL ACCOUNTS **240,960.34**
 NCUA INSURANCE **240,960.34** ✓

Attached is a list of balances for all county funds in the Red River Federal Credit Union.

RESPECTFULLY SUBMITTED THIS 19TH DAY OF DECEMBER, 2017.

Donna Early

 DONNA EARLY
 CASS COUNTY TREASURER

**DOMINO FEDERAL CREDIT UNION CD
FOR THE MONTH OF SEPTEMBER, 2017**

FUND	BEGINNING BALANCE	INTEREST & PURCHASES	DECREASE	BOOK VALUE
Tobacco	240,573.66	247.16	-	240,820.82
TOTAL	240,573.66	247.16	-	240,820.82 ✓
 BALANCE ALL ACCOUNTS	 240,820.82 ✓			
NCUA INSURANCE	240,820.82			

Attached is a list of balances for all county funds in the Domino Federal Credit Union.

RESPECTFULLY SUBMITTED THIS 19TH DAY OF DECEMBER, 2017.


 DONNA EARLY
 CASS COUNTY TREASURER

**TEXAR FEDERAL CREDIT UNION SAVINGS
FOR THE MONTH OF SEPTEMBER, 2017**

FUND	BEGINNING BALANCE	INTEREST & PURCHASES	DECREASE	BOOK VALUE
Tobacco	25.00	-	-	25.00
TOTAL	25.00	-	-	25.00 ✓


**TEXAR FEDERAL CREDIT UNION CD
FOR THE MONTH OF SEPTEMBER, 2017**

FUND	BEGINNING BALANCE	INTEREST & PURCHASES	DECREASE	BOOK VALUE
Tobacco	140,131.81	201.57	-	140,333.38
Cass County Forestry	100,094.13	143.97	-	100,238.10
TOTAL	240,225.94	345.54	-	240,571.48 ✓

BALANCE ALL ACCOUNTS **240,596.48** ✓
 NCUA INSURANCE **240,596.48**

Attached is a list of balances for all county funds in the TEXAR Federal Credit Union.

RESPECTFULLY SUBMITTED THIS 19TH DAY OF DECEMBER, 2017.



 DONNA EARLY
 CASS COUNTY TREASURER