

**Cass County
Treasurer's
Report**

**October
2017**

**THE CASS COUNTY TREASURER'S REPORT OF RECEIPTS
FOR THE MONTH OF OCTOBER, 2017**

Source	2016	2017
Justice of Peace #1	13,680.26	13,962.02
Justice of Peace #2	6,063.25	5,646.45
Justice of Peace #3	19,313.14	20,355.27
Justice of Peace #4	6,015.27	8,557.40
Constables	225.00	125.00
County Clerk	30,820.61	25,538.83
District Clerk	38,939.17	53,243.57
Cass County Sheriff	-	574.00
Tax Collector	66,216.41	49,613.94
State of Texas	99,576.93	175,914.31
State of Texas Reimb	327.99	9,147.99
Forfeiture/Seizures	-	5,990.00
U.S. Treasury	-	-
Interest	3,488.87	7,900.25
Royalties	-	-
Cass County Park	-	-
Sales	45,619.00	17,570.00
Miscellaneous	6,425.00	3,156.00
Miscellaneous Reimb	592.91	4,251.44
Transferred Funds	-	-
Sub-Total	337,303.81	401,546.47
AIP Program	-	-
DOEP	-	-
Juvenile Probation	-	67,219.00
Adult Probation	27,037.14	27,647.13
Others/Miscellaneous	7,610.71	9,106.84
State/Others	30,866.06	38,466.84
CDA Discretionary	506.17	61.72
Sub-Total	66,020.08	142,501.53
Grand Total	403,323.89	544,048.00

NET SALARY **331,490.40** **342,889.86**

RESPECTFULLY SUBMITTED

Donna Early

DONNA EARLY
CASS COUNTY TREASURER

**THE CASS COUNTY TREASURER'S REPORT
OF RECEIPTS AND DISBURSEMENTS
FOR THE MONTH OF OCTOBER, 2017**

FUND	BEG. BAL.	RECEIVED	DISBURSED	BALANCE
General	3,862,494.07	3,662,146.34	4,404,276.13	3,120,364.28
Jury Fund	(193,032.81)	3,501.65	27,934.66	(217,465.82)
Main R & B	297,279.19	316,374.00	454,519.76	159,133.43
H.A.V.A.	5,223.84	3.03	-	5,226.87
TOBACCO SETTLEMENT	980,174.70	1,024.23	-	981,198.93
R & B 1	818,332.42	132,918.37	149,103.57	802,147.22
R & B 2	391,018.37	75,456.71	51,319.95	415,155.13
R & B 3	321,912.45	78,118.70	122,252.66	277,778.49
R & B 4	318,195.69	69,072.01	79,443.65	307,824.05
CC PARK	-	-	4,568.76	(4,568.76)
FEDERAL ROAD INPROVMT	1,785.70	1.03	-	1,786.73
LINDEN ENTERPRISE FUND	10,126.63	7.61	-	10,134.24
FEDERAL INPROVMT 0711037	0.47	-	-	0.47
FEMA DR-1999 TX 2011 WF	9.96	-	-	9.96
BEAR CREEK FMAG 2965-2011	37,063.19	3,614.17	3,585.27	37,092.09
TEXAS CDBG CONT. 713069	9.73	-	-	9.73
TEXAS CDBG CONT. 7216247	65.19	89,451.04	-	89,516.23
LAW LIBRARY	(10,289.29)	938.00	3,320.18	(12,671.47)
CDA ESCROW	311.24	0.18	-	311.42
CDA FORFEITURE	67,644.40	953.81	-	68,598.21
TEXAS HISTORICAL GRANT	26,922.99	6,808.99	6,786.78	26,945.20
ARK LA TEX SEIZ/FORFT	(268.45)	-	-	(268.45)
CDA FEDERAL FORFEITURE	21,357.13	14.15	-	21,371.28
SHERIFF FED FORFT	4,334.74	2.51	-	4,337.25
HOME GRANT PROJECTS 2017	(9,096.09)	-	-	(9,096.09)
CTIF 01-034 TXDOT GRANT	726.11	0.43	-	726.54
FEMA 4269	519.71	0.30	-	520.01
RIGHT OF WAY	104,683.09	90.77	10.11	104,763.75
FORESTRY FUND	283,314.16	289.93	-	283,604.09
COMBINED I & S- SERIES 2015	334,464.42	1,325.85	1,076.31	334,713.96
CONST & RENOVATION	18,476.21	14.23	-	18,490.44
I & S 2016	27,470.88	287.65	267.30	27,491.23
PAYROLL	12,035.80	-	-	12,035.80
SUB TOTAL	7,733,265.84	4,442,415.69	5,308,465.09	6,867,216.44
JUVENILE PROB	348,212.34	92,391.68	51,696.97	388,907.05
ADULT PROB	374,784.64	88,911.51	117,475.11	346,221.04
NETRC	-	-	-	-
SATP TRACK III	23,187.02	-	10,025.53	13,161.49
COMM SVC RESTITUTION	6,254.72	-	5,350.49	904.23
AIP PROGRAM	(36,418.79)	-	-	(36,418.79)
MENTAL HEALTH INT. PRG.	22,426.20	-	6,849.98	15,576.22
CIVIL CHILD SUPPORT PRG.	69,417.33	2,994.47	20,692.59	51,719.21
HIGH RISK TREATMENT PRG	31,956.37	-	9,856.39	22,099.98
INDIGENT DEFENSE	27,699.25	58.73	-	27,757.98
TASK FORCE	896.27	0.52	-	896.79
TASK FORCE PI	43,374.67	31.24	-	43,405.91
CDA STATE FUNDS	(55.65)	-	3,412.61	(3,468.26)
AGGRESSIVE BEHAVIOR PRG. 4	6,245.92	-	1,275.88	4,970.04
DRUG COURT	15,159.04	-	5,241.87	9,917.17
VETERANS PROGRAM	-	20,000.00	1,178.47	18,821.53
CDA DISCRETIONARY	7,746.03	66.21	79.22	7,733.02
SUB TOTAL	940,885.36	204,454.36	233,135.11	912,204.61
GRAND TOTAL	8,674,151.20	4,646,870.05	5,541,600.20	7,779,421.05

RESPECTFULLY SUBMITTED

Donna Early


DONNA EARLY
CASS COUNTY TREASURER

THE CASS COUNTY TREASURER'S REPORT
OF RECEIPTS AND DISBURSEMENTS
FOR THE MONTH OF OCTOBER, 2017


CERTIFICATION

WE, THE UNDERSIGNED, certify that we have actually and fully inspected and counted all actual cash and assets in the hands of said Treasurer for the period beginning October 1, 2017 and ending October 31, 2017, and find the same to be true and correct, and order same to be entered upon the minutes of said court as required by Local Government Code, Sec. 114.026.


WITNESS OUR HAND, OFFICIALLY THIS 23RD DAY OF JANUARY, 2018.




COMMISSIONER, PRECINCT 1



COMMISSIONER, PRECINCT 3



COMMISSIONER, PRECINCT 2




COMMISSIONER, PRECINCT 4



COUNTY JUDGE

SWORN TO AND SUBSCRIBED BY EACH OF THE ABOVE; RESPECTIVELY, THIS 23RD DAY OF
JANUARY, 2018.



COUNTY CLERK



ACCOUNT NAME	BEGINNING CASH BALANCE	CASH RECEIPTS	CASH DISBURSEMENTS	ENDING CASH BALANCE
2018 010 GENERAL FUND				
CASH	22,082.62-	2,232,307.34	2,246,815.96-	36,591.24-
CASH-OPERATING	.00	.00	.00	.00
RECEIVABLES	150,054.07	8,808.20	133,585.78-	25,276.49
TEXPOOL INVESTMENTS	81,699.24	71.67	.00	81,770.91
CD INVESTMENT	.00	.00	.00	.00
GB MONEY MARKET	591,457.74	717,641.78	500,000.00-	809,099.52
LAND, BUILDINGS & IMPROVEMENTS	.00	.00	.00	.00
EQUIPMENT, FURNITURE & FIXTURES	.00	.00	.00	.00
TCLASS MONEY MARKET	3,061,365.64	703,317.35	1,523,874.39-	2,240,808.60
FUND TOTALS	3,862,494.07	3,662,146.34	4,404,276.13-	3,120,364.28
2018 011 DISTRICT & CO COURTO&LAW FUND				
DISTRICT AND CO COURTO&LAW CASH	198,009.41-	3,501.65	24,433.01-	218,940.77-
CASH-OPERATING	.00	.00	.00	.00
C D INVESTMENT	.00	.00	.00	.00
RECEIVABLES	4,976.60	.00	3,501.65-	1,474.95
INVESTMENTS	.00	.00	.00	.00
CD INVESTMENT	.00	.00	.00	.00
MAIN GB MONEY MARKET	.00	.00	.00	.00
FUND TOTALS	193,032.81-	3,501.65	27,934.65-	217,465.82-
2018 012 MAIN ROAD & BRIDGE				
CASH-MAIN R&B OPERATING	35,342.43	316,333.94	199,266.68-	152,409.69
MAIN-CASH OPERATING	.00	.00	.00	.00
C D INVESTMENT	.00	.00	.00	.00
RECEIVABLES	83,318.92	.00	76,635.24-	6,683.68
INVESTMENTS	.00	.00	.00	.00
CD INVESTMENT	.00	.00	.00	.00
MAIN GB MONEY MARKET	53,295.14	40.06	53,295.14-	40.06
TCLASS MONEY MARKET	125,322.70	.00	125,322.70-	.00
FUND TOTALS	297,279.19	316,374.00	454,519.76-	159,133.43
2018 013 H. A. V. A.				
CASH	5,223.84	3.03	.00	5,226.87
CASH-OPERATING	.00	.00	.00	.00
RECEIVABLES	.00	.00	.00	.00
INVESTMENTS	.00	.00	.00	.00
FUND TOTALS	5,223.84	3.03	.00	5,226.87
2018 014 TOBACCO SETTLEMENT				
TOBACCO SETTLEMENT	.00	.00	.00	.00
CASH	16,083.95	9.35	.00	16,093.30
CASH-OPERATING	.00	.00	.00	.00
C. D. INVESTMENT	.00	.00	.00	.00
RECEIVABLES	.00	.00	.00	.00
INVESTMENTS	56,621.15	49.61	.00	56,670.76
TOBACCO SETTLEMENT INVEST	.00	.00	.00	.00
GB MONEY MARKET	285,330.06	214.52	.00	285,544.58
MAIN RR CD	240,945.12	286.49	.00	241,231.61
MAIN DC CD	240,820.82	255.67	.00	241,076.49
MAIN RR SV	15.22	.00	.00	15.22
MAIN TEXAR CD	140,333.38	208.59	.00	140,541.97
MAIN TEXAR SV	25.00	.00	.00	25.00
FUND TOTALS	980,174.70	1,024.23	.00	981,198.93

ACCOUNT NAME	BEGINNING CASH BALANCE	CASH RECEIPTS	CASH DISBURSEMENTS	ENDING CASH BALANCE
2018 015 BEAR CK DISASTER DONATION				
CASH-BEAR CK DISASTER DONATION	.00	.00	.00	.00
RECEIVABLES	.00	.00	.00	.00
FUND TOTALS	.00	.00	.00	.00
2018 016 JUVENILE PROBATION				
CASH - JUVENILE PROBATION	13,791.96	72,117.17	46,823.79	39,085.34
CASH-OPERATING	.00	.00	.00	.00
C D INVESTMENT	4,873.18	.00	4,873.18	.00
RECEIVABLES	140,611.16	123.21	.00	140,734.37
INVESTMENTS	.00	.00	.00	.00
CD INVESTMENT	188,936.04	20,151.30	.00	209,087.34
GB MONEY MARKET	348,212.34	92,391.68	51,696.97	388,907.05
FUND TOTALS				
2018 017 ADULT PROBATION				
CASH OPERATING-ADULT	28,048.35	68,615.58	82,209.45	14,454.48
CASH-OPERATING	.00	.00	.00	.00
C D INVESTMENT	.00	.00	.00	.00
RECEIVABLES	40,571.91	.00	35,265.66	5,306.25
INVESTMENTS	106,757.18	93.54	.00	106,850.72
CD INVESTMENT	.00	.00	.00	.00
GB MONEY MARKET	199,407.20	20,202.39	.00	219,609.59
FUND TOTALS	374,784.64	88,911.51	117,475.11	346,221.04
2018 018 CASS CO RESTITUTION CENTER				
RESTITUTION CENTER	.00	.00	.00	.00
CASH OPERATING-RESTITUTION CEN	.00	.00	.00	.00
CASH TO OPEN FNB BANK ACCT.	.00	.00	.00	.00
RECEIVABLES	.00	.00	.00	.00
INVESTMENTS	.00	.00	.00	.00
C D INVESTMENT	.00	.00	.00	.00
CD INVESTMENT	.00	.00	.00	.00
FUND TOTALS	.00	.00	.00	.00
2018 019 SATP TRACK III				
CASH	23,187.02	.00	10,025.53	13,161.49
CASH-OPERATING	.00	.00	.00	.00
RECEIVABLES	.00	.00	.00	.00
CD INVESTMENTS	.00	.00	.00	.00
GB MONEY MARKET	.00	.00	.00	.00
FUND TOTALS	23,187.02	.00	10,025.53	13,161.49
2018 020 COMMUNITY SERVICE RESTITUTION				
CASH OPERATING-CSR	6,254.72	.00	5,350.49	904.23
CASH-OPERATING	.00	.00	.00	.00
RECEIVABLES	.00	.00	.00	.00
CD INVESTMENTS	.00	.00	.00	.00
GB MONEY MARKET	.00	.00	.00	.00
FUND TOTALS	6,254.72	.00	5,350.49	904.23
2018 021 ROAD AND BRIDGE #1				
CASH-ROAD & BRIDGE#1 OPERATING	9,558.92	107,643.71	98,300.66	18,901.97
CASH-OPERATING	.00	.00	.00	.00
C D INVESTMENT	.00	.00	.00	.00
RECEIVABLES	.00	.00	.00	.00

ACCOUNT NAME	BEGINNING CASH BALANCE	CASH RECEIPTS	CASH DISBURSEMENTS	ENDING CASH BALANCE
INVESTMENTS	72,134.21	63.20	.00	72,197.41
CD INVESTMENT	.00	.00	.00	.00
MAIN GB MONEY MARKET	281,270.49	25,211.46	.00	306,481.95
TCLASS MONEY MARKET	455,368.80	.00	50,802.91	404,565.89
FUND TOTALS	818,332.42	132,918.37	149,103.57	802,147.22
2018 022 ROAD AND BRIDGE #2				
CASH - R&B #2 OPERATING	14,704.49	54,276.46	51,319.95	17,661.00
CASH-OPERATING	.00	.00	.00	.00
C D INVESTMENT	.00	.00	.00	.00
RECEIVABLES	.00	.00	.00	.00
INVESTMENTS	81,855.41	71.72	.00	81,927.13
CD INVESTMENT	.00	.00	.00	.00
GB MONEY MARKET	144,366.27	21,108.53	.00	165,474.80
TCLASS MONEY MARKET	150,092.20	.00	.00	150,092.20
FUND TOTALS	391,018.37	75,456.71	51,319.95	415,155.13
2018 023 ROAD AND BRIDGE #3				
CASH - ROAD & BRIDGE #3 OPER	9,381.07	77,886.84	77,252.66	10,015.25
CASH-OPERATING	.00	.00	.00	.00
C D INVESTMENT	.00	.00	.00	.00
RECEIVABLES	.00	.00	.00	.00
INVESTMENTS	27,181.83	23.81	.00	27,205.64
CD INVESTMENT	.00	.00	.00	.00
GB MONEY MARKET	285,349.55	208.05	45,000.00	240,557.60
FUND TOTALS	321,912.45	78,118.70	122,252.66	277,778.49
2018 024 ROAD AND BRIDGE #4				
CASH-ROAD & BRIDGE#4 OPERAT.	9,266.54	68,852.48	64,215.05	13,903.97
CASH-OPERATING	.00	.00	.00	.00
C D INVESTMENT	.00	.00	.00	.00
RECEIVABLES	28,827.80	.00	228.60	28,599.20
INVESTMENTS	71,958.12	63.05	.00	72,021.17
CD INVESTMENT	.00	.00	.00	.00
MAIN GB MONEY MARKET	208,143.23	156.48	15,000.00	193,299.71
FUND TOTALS	318,195.69	69,072.01	79,443.65	307,824.05
2018 025 AIP PROGRAM				
CASH-	36,418.79	.00	.00	36,418.79
CASH-OPERATING	.00	.00	.00	.00
CD INVESTMENTS	.00	.00	.00	.00
RECEIVABLES	.00	.00	.00	.00
INVESTMENTS	.00	.00	.00	.00
C D INVESTMENT	.00	.00	.00	.00
FUND TOTALS	36,418.79	.00	.00	36,418.79
2018 026 CASS COUNTY RESOURCE RECOVERY				
CASS CO. RESOURCE REC/ CASH	.00	.00	.00	.00
RECEIVABLES	.00	.00	.00	.00
INVESTMENTS	.00	.00	.00	.00
FUND TOTALS	.00	.00	.00	.00
2018 027 COUNTY CLERK ARCHIVE FUND				
PRESERVATION- CASH ACCT.	.00	.00	.00	.00
FUND TOTALS	.00	.00	.00	.00
2018 028 CASS COUNTY PARK				
CASS COUNTY PARKS	.00	.00	.00	.00

ACCOUNT NAME	BEGINNING CASH BALANCE	CASH RECEIPTS	CASH DISBURSEMENTS	ENDING CASH BALANCE
2018 029 FEDERAL-ROAD IMPROVMT 0710197				
CASH OPERATING - CC PARKS				
CASH OPERATING	1,785.70	1.03	.00	1,786.73
RECEIVABLES-ROAD IMPROVEMENT	.00	.00	.00	.00
INVESTMENTS-ROAD IMPROVEMENT	.00	.00	.00	.00
INVESTMENTS-ROAD IMPROV	.00	.00	.00	.00
FUND TOTALS	1,785.70	1.03	.00	1,786.73
2018 030 LINDEN ENTERPRISE FUND				
CASH OPERATING	.00	.00	.00	.00
INVESTMENTS	.00	.00	.00	.00
CD INVESTMENTS	.00	.00	.00	.00
MONEY MARKET GB	10,126.63	7.61	.00	10,134.24
FUND TOTALS	10,126.63	7.61	.00	10,134.24
2018 031 EMG WATERSHED AG-7442-C-110010				
CASH	.00	.00	.00	.00
RECEIVABLES	.00	.00	.00	.00
INVESTMENTS-ROAD IMPROVEMENT	.00	.00	.00	.00
INVESTMENTS	.00	.00	.00	.00
FUND TOTALS	.00	.00	.00	.00
2018 032 FEDERAL IMPROVEMENT 0711037				
CASH	.47	.00	.00	.47
RECEIVABLES	.00	.00	.00	.00
INVESTMENTS	.00	.00	.00	.00
INVESTMENTS	.00	.00	.00	.00
FUND TOTALS	.47	.00	.00	.47
2018 033 SATT PROGRAM				
CASH	.00	.00	.00	.00
CD INVESTMENTS	.00	.00	.00	.00
RECEIVABLES	.00	.00	.00	.00
INVESTMENTS	.00	.00	.00	.00
CD INVESTMENTS	.00	.00	.00	.00
FUND TOTALS	.00	.00	.00	.00
2018 034 MENTAL HEALTH INITIATIVE PRG				
CASH	22,426.20	.00	6,849.98	15,576.22
CASH-OPERATING	.00	.00	.00	.00
CD INVESTMENTS	.00	.00	.00	.00
RECEIVABLES	.00	.00	.00	.00
INVESTMENTS	.00	.00	.00	.00
CD INVESTMENTS	.00	.00	.00	.00
MONEY MARKET GB	.00	.00	.00	.00
FUND TOTALS	22,426.20	.00	6,849.98	15,576.22
2018 035 CIVIL CHILD SUPPORT PROGRAM				
CASH	21,917.33	2,994.47	20,692.59	4,219.21
CASH-OPERATING	.00	.00	.00	.00
CD INVESTMENTS	.00	.00	.00	.00

ACCOUNT NAME	BEGINNING CASH BALANCE	CASH RECEIPTS	CASH DISBURSEMENTS	ENDING CASH BALANCE
2018 036 FEMA DR-1999-TX 2011 WILDFIRES				
CASH- 1999 FEMA WILDFIRES	9.96	.00	.00	9.96
CASH-OPERATING	.00	.00	.00	.00
RECEIVABLES	.00	.00	.00	.00
CD INVESTMENTS	.00	.00	.00	.00
GB MONEY MARKET	47,500.00	.00	.00	47,500.00
FUND TOTALS	69,417.33	2,994.47	20,692.59	51,719.21
2018 037 HIGH RISK TREATMENT PROGRAM				
CASH	21,956.37	.00	9,856.39	12,099.98
CASH-OPERATING	.00	.00	.00	.00
CD INVESTMENTS	.00	.00	.00	.00
RECEIVABLES	.00	.00	.00	.00
CD INVESTMENTS	.00	.00	.00	.00
INVESTMENTS	.00	.00	.00	.00
GB, MONEY MARKET	10,000.00	.00	.00	10,000.00
FUND TOTALS	31,956.37	.00	9,856.39	22,099.98
2018 038 BEAR CREEK FMAG 2965-2011				
CASH	3,585.27	2.08	3,585.27	2.08
CASH-OPERATING	.00	.00	.00	.00
RECEIVABLES	.00	.00	.00	.00
CD INVESTMENTS	.00	.00	.00	.00
INVESTMENTS	.00	.00	.00	.00
MONEY MARKET GB	33,477.92	3,612.09	.00	37,090.01
FUND TOTALS	37,063.19	3,614.17	3,585.27	37,092.09
2018 039 TEXAS CDBG CONTRACT 713069				
CASH	9.73	.00	.00	9.73
RECEIVABLES	.00	.00	.00	.00
INVESTMENTS	.00	.00	.00	.00
FUND TOTALS	9.73	.00	.00	9.73
2018 040 TEXAS CDBG CONTRACT 7216247				
CASH	35.99	89,451.02	.00	89,487.01
INVESTMENTS	.00	.00	.00	.00
INVESTMENTS	.00	.00	.00	.00
GB MONEY MARKET	29.20	.02	.00	29.22
FUND TOTALS	65.19	89,451.04	.00	89,516.23
2018 041 LAW LIBRARY				
CASH - LAW LIBRARY OPERATING	12,160.29	938.00	2,382.18	13,604.47
CASH-OPERATING	.00	.00	.00	.00
C D INVESTMENT	.00	.00	.00	.00
RECEIVABLES	1,871.00	.00	938.00	933.00
CD INVESTMENT	.00	.00	.00	.00
FUND TOTALS	10,289.29	938.00	3,320.18	12,671.47
2018 042 INDIGENT DEFENSE GRANT (SB7)				
INDIGENT DEFENSE GRANT (SB7)	.00	.00	.00	.00
CASH-INDIGENT DEFENSE	33,314.10	9.70	.00	33,304.40
CASH OPERATING	.00	.00	.00	.00

ACCOUNT NAME	BEGINNING CASH BALANCE	CASH RECEIPTS	CASH DISBURSEMENTS	ENDING CASH BALANCE
2018 043 DIST ATT, ESCROW ACCOUNT				
DIST ATT, ESCROW ACCOUNT	.00	.00	.00	.00
CASH OPERATING-DA ESCROW ACCT	311.24	.18	.00	311.42
CASH OPERATING	.00	.00	.00	.00
C D INVESTMENT	.00	.00	.00	.00
RECEIVABLES	.00	.00	.00	.00
INVESTMENTS	.00	.00	.00	.00
CD INVESTMENT	.00	.00	.00	.00
MONEY MARKET GB	35,556.95	26.73	.00	35,583.68
FUND TOTALS	27,699.25	58.73	.00	27,757.98
2018 044 C. D. A. FORFEITURE ACCOUNT				
C. D. A. FORFEITURE ACCOUNT	.00	.00	.00	.00
CASH OPERATING-CDA FORFEITURE	12,940.28	907.80	.00	13,848.08
CASH OPERATING	.00	.00	.00	.00
C D INVESTMENT	.00	.00	.00	.00
RECEIVABLES	.00	.00	.00	.00
INVESTMENTS	39,315.68	34.45	.00	39,350.13
CD INVESTMENT	.00	.00	.00	.00
GB MONEY MARKET	15,388.44	11.56	.00	15,400.00
FUND TOTALS	67,644.40	953.81	.00	68,598.21
2018 045 REGIONAL INTRASTATE TASK FORCE				
ARK-LA-TEX NARC TASK FORCE	.00	.00	.00	.00
REGIONAL TASK FRC CASH	896.27	.52	.00	896.79
CASH OPERATING	.00	.00	.00	.00
C D INVESTMENTS	.00	.00	.00	.00
RECEIVABLES	.00	.00	.00	.00
INVESTMENTS	.00	.00	.00	.00
CD INVESTMENTS	.00	.00	.00	.00
FUND TOTALS	896.27	.52	.00	896.79
2018 046 TASK FORCE PROGRAM INCOME				
TASK FORCE PROGRAM INCOME	.00	.00	.00	.00
TF PROGRAM INCOME-CASH	7,976.47	4.63	.00	7,981.10
CASH OPERATING	.00	.00	.00	.00
CD INVESTMENTS	.00	.00	.00	.00
RECEIVABLES	.00	.00	.00	.00
TF-PI INVESTMENTS	.00	.00	.00	.00
INVESTMENTS	.00	.00	.00	.00
MONEY MARKET	35,398.20	26.61	.00	35,424.81
FUND TOTALS	43,374.67	31.24	.00	43,405.91
2018 047 CDA-STATE FUNDS				
CDA STATE FUNDS	.00	.00	.00	.00
CASH	55,655.61	.00	3,412.61	3,468.26
CASH OPERATING	.00	.00	.00	.00
CD INVESTMENTS	.00	.00	.00	.00
INVESTMENTS	.00	.00	.00	.00

ACCOUNT NAME	BEGINNING CASH BALANCE	CASH RECEIPTS	CASH DISBURSEMENTS	ENDING CASH BALANCE
2018 048 TEXAS HISTORICAL GRANT				
CASH	55.65-	.00	3,412.61-	3,468.26-
CD INVESTMENTS	.00	.00	.00	.00
FUND TOTALS	55.65-	.00	3,412.61-	3,468.26-
2018 048 TEXAS HISTORICAL GRANT				
CASH	.00	.00	.00	.00
CASH-OPERATING	6,786.78	3.94	6,786.78-	3.94
CD INVESTMENTS	.00	.00	.00	.00
RECEIVABLES	.00	.00	.00	.00
CD INVESTMENTS	.00	.00	.00	.00
GB MONEY MARKET	20,136.21	6,805.05	.00	26,941.26
FUND TOTALS	26,922.99	6,808.99	6,786.78-	26,945.20
2018 050 ARK LA TEX SEIZ/FORFT.FUND				
ARK-LA-TEX FORF/SEIZ.	.00	.00	.00	.00
CASH OPERATING	268.45-	.00	.00	268.45-
C D INVESTMENTS	.00	.00	.00	.00
INVESTMENTS	.00	.00	.00	.00
CD INVESTMENT	.00	.00	.00	.00
FUND TOTALS	268.45-	.00	.00	268.45-
2018 051 CDA FORFEITURE FUNDS				
CDA FEDERAL FORFEITURES FUND				
CASH	11,088.21	6.44	.00	11,094.65
CASH-OPERATING	.00	.00	.00	.00
C D INVESTMENTS	.00	.00	.00	.00
INVESTMENTS	.00	.00	.00	.00
CD INVESTMENT	10,268.92	7.71	.00	10,276.63
MONEY MARKET	.00	.00	.00	.00
FUND TOTALS	21,357.13	14.15	.00	21,371.28
2018 052 SHERIFF FEDERAL FORFEITURES				
SHERIFF FEDERAL FORFEITURES				
CASH	4,313.59	2.50	.00	4,316.09
CASH-OPERATING	.00	.00	.00	.00
C D INVESTMENTS	.00	.00	.00	.00
INVESTMENTS	.00	.00	.00	.00
CD INVESTMENTS	.00	.00	.00	.00
MONEY MARKET GB	21.15	.01	.00	21.16
FUND TOTALS	4,334.74	2.51	.00	4,337.25
2018 055 HOME GRANT PROJECTS 2017				
CASH	.00	.00	.00	.00
CASH	9,096.09-	.00	.00	9,096.09-
CD INVESTMENTS	.00	.00	.00	.00
RECEIVABLES	.00	.00	.00	.00
FUND TOTALS	9,096.09-	.00	.00	9,096.09-
2018 060 MENTAL HEALTH PROGRAM # 4				
CASH	.00	.00	.00	.00
CD INVESTMENTS	.00	.00	.00	.00
RECEIVABLES	.00	.00	.00	.00
INVESTMENTS	.00	.00	.00	.00
MONEY MARKET GB	.00	.00	.00	.00
FUND TOTALS	.00	.00	.00	.00
2018 061 AGGRESSIVE BEHAVIOR PROGRAM#20				
CASH	6,245.92	.00	1,275.88-	4,970.04

ACCOUNT NAME	BEGINNING CASH BALANCE	CASH RECEIPTS	CASH DISBURSEMENTS	ENDING CASH BALANCE
2018 062 CTIF-01-034 TXDOT GRANT				
CASH	567.25	.32	.00	567.57
GB MONEY MARKET	158.86	.11	.00	158.97
FUND TOTALS	726.11	.43	.00	726.54
2018 063 CASS COUNTY DRUG COURT				
CASH	15,159.04	.00	5,241.87	9,917.17
CD INVESTMENTS	.00	.00	.00	.00
RECEIVABLES	.00	.00	.00	.00
INVESTMENTS	.00	.00	.00	.00
GB MONEY MARKET	.00	.00	.00	.00
FUND TOTALS	15,159.04	.00	5,241.87	9,917.17
2018 064 VETERANS PROGRAM				
CASH	.00	20,000.00	1,178.47	18,821.53
CD INVESTMENTS	.00	.00	.00	.00
RECEIVABLES	.00	.00	.00	.00
INVESTMENTS	.00	.00	.00	.00
GB MONEY MARKET	.00	.00	.00	.00
FUND TOTALS	.00	20,000.00	1,178.47	18,821.53
2018 065 FEMA 4269				
CASH	461.97	.26	.00	462.23
GB MONEY MARKET	57.74	.04	.00	57.78
FUND TOTALS	519.71	.30	.00	520.01
2018 070 RIGHT OF WAY FUND				
CASH -RIGHT OF WAY OPERATING	9,587.08	15.68	.00	9,602.76
CASH-OPERATING	.00	.00	.00	.00
C D INVESTMENT	.00	.00	.00	.00
RECEIVABLES	10.11	.00	10.11	.00
INVESTMENTS	29,075.74	25.47	.00	29,101.21
CD INVESTMENT	.00	.00	.00	.00
MAIN MONEY MARKET GB	66,010.16	49.62	.00	66,059.78
FUND TOTALS	104,683.09	90.77	10.11	104,763.75
2018 072 CASS COUNTY FORESTRY FUND				
CASH-CASS COUNTY FORESTRY FUND	14,928.92	8.68	.00	14,937.60
CASH OPERATING	.00	.00	.00	.00
C D INVESTMENT	.00	.00	.00	.00
RECEIVABLES	.00	.00	.00	.00
INVESTMENTS	47,086.50	41.26	.00	47,127.76
CD INVESTMENT	.00	.00	.00	.00
MAIN GB MONEY MARKET	121,060.64	91.01	.00	121,151.65
MAIN TEXAR CD	100,238.10	148.98	.00	100,387.08
FUND TOTALS	283,314.16	289.93	.00	283,604.09
2018 080 CASS COUNTY JAIL CONSTRUCTION				
CASH-CASS CO JAIL CONST	.00	.00	.00	.00
C D INVESTMENT	.00	.00	.00	.00
RECEIVABLES	.00	.00	.00	.00

ACCOUNT NAME	BEGINNING CASH BALANCE	CASH RECEIPTS	CASH DISBURSEMENTS	ENDING CASH BALANCE
INVESTMENTS-CC JAIL CONST	.00	.00	.00	.00
CD INVESTMENT	.00	.00	.00	.00
FUND TOTALS	.00	.00	.00	.00
2018 081 CC JAIL INT & SINKING				
CASH-CC JAIL INT & SINKING	.00	.00	.00	.00
C D INVESTMENT	.00	.00	.00	.00
RECEIVABLES	.00	.00	.00	.00
INVESTMENTS	.00	.00	.00	.00
BANK INVESTMENT	.00	.00	.00	.00
FUND TOTALS	.00	.00	.00	.00
2018 082 RESOURCE RECOVERY I&S				
CASH-CC RESOURCE RECOVERY	.00	.00	.00	.00
PETTY CASH	.00	.00	.00	.00
C D INVESTMENT	.00	.00	.00	.00
RECEIVABLES	.00	.00	.00	.00
INVESTMENTS	.00	.00	.00	.00
BANK INVESTMENT	.00	.00	.00	.00
FUND TOTALS	.00	.00	.00	.00
2018 083 RESOURCE RECOVERY INT&SINKING				
CASH-RES REC INT&SINKING	.00	.00	.00	.00
C D INVESTMENT	.00	.00	.00	.00
RECEIVABLES	.00	.00	.00	.00
INVESTMENTS	.00	.00	.00	.00
BANK INVESTMENT	.00	.00	.00	.00
FUND TOTALS	.00	.00	.00	.00
2018 084 COMBINED INTEREST & SINKING				
CASH	18,851.54	13.32	.00	18,864.86
CASH-OPERATING	.00	.00	.00	.00
CD INVESTMENT	.00	.00	.00	.00
RECEIVABLES	1,076.31	.00	1,076.31	.00
INVESTMENTS	.00	.00	.00	.00
BANK INVESTMENTS	.00	.00	.00	.00
CI&S GB MM	314,536.57	1,312.53	.00	315,849.10
FUND TOTALS	334,464.42	1,325.85	1,076.31	334,713.96
2018 085 LAW ENFORC. CONSTRUCTION FUND				
06 CONSTRUCTION & RENOVATION	6,587.23	3.82	.00	6,591.05
CASH OPERATING	.00	.00	.00	.00
C D INVESTMENT	.00	.00	.00	.00
INVESTMENTS	11,888.98	10.41	.00	11,899.39
CD INVESTMENTS	.00	.00	.00	.00
MAIN MONEY MARKET GB	.00	.00	.00	.00
FUND TOTALS	18,476.21	14.23	.00	18,490.44
2018 086 INTEREST & SINKING SERIES 2016				
CASH OPERATING	3,673.66	2.59	.00	3,676.25
CASH OPERATING	.00	.00	.00	.00
CD INVESTMENTS	.00	.00	.00	.00
RECEIVABLES	267.30	.00	267.30	.00
INVESTMENTS	.00	.00	.00	.00
BANK INVESTMENTS	.00	.00	.00	.00
CI&S GB MM	23,529.92	285.06	.00	23,814.98

ACCOUNT NAME	BEGINNING CASH BALANCE	CASH RECEIPTS	CASH DISBURSEMENTS	ENDING CASH BALANCE
FUND TOTALS	<u>27,470.88</u>	<u>287.65</u>	<u>267.30</u>	<u>27,491.23</u>
2018 089 CDA DISCRETIONARY FUND				
CASH	7,684.31	66.21	17.50	7,733.02
CASH-OPERATING	.00	.00	.00	.00
C D INVESTMENT	.00	.00	.00	.00
RECEIVABLES	61.72	.00	61.72	.00
FUND TOTALS	<u>7,746.03</u>	<u>66.21</u>	<u>79.22</u>	<u>7,733.02</u>
2018 090 PAYROLL FUND				
PAYROLL FUND	.00	.00	.00	.00
PAYROLL CASH	12,035.80	.00	.00	12,035.80
CASH OPERATING	.00	.00	.00	.00
FUND TOTALS	<u>12,035.80</u>	<u>.00</u>	<u>.00</u>	<u>12,035.80</u>
2018 096 GENERAL FIXED ASSETS				
CASH	.00	.00	.00	.00
LAND,BLDGS & IMPROVEMENTS	.00	.00	.00	.00
EQUIP, FURN. & FIXTURES	.00	.00	.00	.00
CAPITAL LEASE ASSETS (AUTOS)	.00	.00	.00	.00
CONSTRUCTION IN PROGRESS	.00	.00	.00	.00
FUND TOTALS	<u>.00</u>	<u>.00</u>	<u>.00</u>	<u>.00</u>
2018 097 GENERAL LONG TERM DEBT				
CASH	.00	.00	.00	.00
FUND TOTALS	<u>.00</u>	<u>.00</u>	<u>.00</u>	<u>.00</u>
GRAND TOTALS	<u>8,674,151.20</u>	<u>4,646,870.05</u>	<u>5,541,600.20</u>	<u>7,779,421.05</u>

FUND NAME	CHECKING ACCOUNT	CHECKING AMOUNT	TDOA ACCOUNT	TDOA AMOUNT	FUND TOTAL
2018 010 GENERAL FUND	MAIN	36,591.24	MAIN TDOA MAIN GB MM MAIN TCLAS	81,770.91 809,099.52 2,240,808.60	3,095,087.79 + 25,276.49 = 3,120,364.28
2018 011 DISTRICT & CO COURT@LAW FUNMAIN		218,940.77	MAIN TDOA MAIN GB MM		218,940.77 + 1,474.95 = 217,465.82
2018 012 MAIN ROAD & BRIDGE	MAIN	152,409.69	MAIN TDOA MAIN GB MM MAIN TCLAS	40.06	152,449.75 + 6,683.68 = 159,133.43
2018 013 H.A.V.A.	MAIN	5,226.87	MAIN TDOA		5,226.87
2018 014 TOBACCO SETTLEMENT	MAIN	16,093.30	MAIN TDOA MAIN GB MM MAIN RR CD MAIN DC CD MAIN RR SV MAIN TX CD MAIN TX SV	56,670.76 285,544.58 241,231.61 241,076.49 15.22 140,541.97 25.00	981,198.93
2018 015 BEAR CK DISASTER DONATION BRCREEK					
2018 016 JUVENILE PROBATION	MAIN	39,085.34	MAIN TDOA MAIN GB MM	140,734.37 209,087.34	388,907.05
2018 017 ADULT PROBATION	MAIN	14,454.48	MAIN TDOA MAIN GB MM	106,850.72 219,609.59	340,914.79 + 5,306.25 = 346,221.04
2018 018 CASS CO RESTITUTION CENTER	MAIN		MAIN TDOA		
2018 019 SATP TRACK III	MAIN	13,161.49	MAIN GB MM	13,161.49	
2018 020 COMMUNITY SERVICE RESTITUTIMAIN		904.23	MAIN GB MM	904.23	
2018 021 ROAD AND BRIDGE #1	MAIN	18,901.97	MAIN TDOA MAIN GB MM MAIN TCLAS	72,197.41 306,481.95 404,565.89	802,147.22
2018 022 ROAD AND BRIDGE #2	MAIN	17,661.00	MAIN TDOA MAIN GB MM MAIN TCLAS	81,927.13 165,474.80 150,092.20	415,155.13
2018 023 ROAD AND BRIDGE #3	MAIN	10,015.25	MAIN TDOA MAIN GB MM	27,205.64 240,557.60	277,778.49
2018 024 ROAD AND BRIDGE #4	MAIN	13,903.97	MAIN TDOA MAIN GB MM	72,021.17 193,299.71	279,224.85 + 28,599.20 = 307,824.05
2018 025 AIP PROGRAM	MAIN	36,418.79	MAIN TDOA		36,418.79
2018 026 CASS COUNTY RESOURCE RECOVERMAIN					
2018 027 COUNTY CLERK ARCHIVE FUND	MAIN				
2018 028 CASS COUNTY PARK	MAIN	4,568.76			4,568.76

FUND NAME	CHECKING ACCOUNT	CHECKING AMOUNT	TDOA ACCOUNT	TDOA AMOUNT	FUND TOTAL
2018 029 FEDERAL-ROAD IMPROVMT 071019MAIN	MAIN	1,786.73	MAIN TDOA	10,134.24	1,786.73
2018 030 LINDEN ENTERPRISE FUND	MAIN		MAIN TDOA MAIN GB MM	10,134.24	10,134.24
2018 031 EMG WATERSHED AG-7442-C-1100MAIN			MAIN TDOA		
2018 032 FEDERAL IMPROVEMENT 0711037 MAIN	MAIN	.47	MAIN TDOA		.47
2018 033 SATT PROGRAM	MAIN		MAIN TDOA		
2018 034 MENTAL HEALTH INITIATIVE PRGMAIN		15,576.22	MAIN TDOA MAIN GB MM		15,576.22
2018 035 CIVIL CHILD SUPPORT PROGRAM MAIN		4,219.21	MAIN GB MM	47,500.00	51,719.21
2018 036 FEMA DR-1999-TX 2011 WILDFIRMAIN		9.96	MAIN TDOA		9.96
2018 037 HIGH RISK TREATMENT PROGRAM MAIN		12,099.98	MAIN TDOA MAIN GB MM	10,000.00	22,099.98
2018 038 BEAR CREEK FWAG 2965-2011 MAIN		2.08	MAIN TDOA MAIN GB MM	37,090.01	37,092.09
2018 039 TEXAS CDBG CONTRACT 713069 MAIN		9.73			9.73
2018 040 TEXAS CDBG CONTRACT 7216247 MAIN		89,487.01	MAIN GB MM	29.22	89,516.23
2018 041 LAW LIBRARY	MAIN	13,604.47-			13,604.47-
2018 042 INDIGENT DEFENSE GRANT (SB7)MAIN		33,304.40-	MAIN TDOA MAIN GB MM	25,478.70 35,583.68	27,757.98
2018 043 DIST ATT, ESCROW ACCOUNT	MAIN	311.42	MAIN TDOA MAIN GB MM		311.42
2018 044 C.D.A.FORFEITURE ACCOUNT	MAIN	13,848.08	MAIN TDOA MAIN GB MM	39,350.13 15,400.00	68,598.21
2018 045 REGIONAL INTRASTATE TASK FORMAIN		896.79			896.79
2018 046 TASK FORCEE PROGRAM INCOME MAIN		7,981.10	MAIN GB MM	35,424.81	43,405.91
2018 047 CDA-STATE FUNDS	MAIN	3,468.26-			3,468.26-
2018 048 TEXAS HISTORICAL GRANT	MAIN	3.94	MAIN GB MM	26,941.26	26,945.20
2018 050 ARK LA TEX SEIZ/FORFT.FUND MAIN		268.45-			268.45-
2018 051 CDA FORFEITURE FUNDS	MAIN	11,094.65	MAIN TDOA MAIN GB MM	10,276.63	21,371.28
2018 052 SHERIFF FEDERAL FORFEITURES MAIN		4,316.09	MAIN TDOA MAIN GB MM	21.16	4,337.25

+ 933.00 = 12,671.47-

FUND NAME	CHECKING ACCOUNT	CHECKING AMOUNT	TDOA ACCOUNT	TDOA AMOUNT	FUND TOTAL
2018 055 HOME GRANT PROJECTS 2017	MAIN	9,096.09			9,096.09
2018 060 MENTAL HEALTH PROGRAM # 4	MAIN		MAIN TDOA MAIN GB MM		
2018 061 AGGRESSIVE BEHAVIOR PROGRAM#MAIN		4,970.04	MAIN TDOA MAIN GB MM		4,970.04
2018 062 CTIF-01-034 TXDOT GRANT	MAIN	567.57	MAIN GB MM	158.97	726.54
2018 063 CASS COUNTY DRUG COURT	MAIN	9,917.17	MAIN TDOA		9,917.17
2018 064 VETERANS PROGRAM	MAIN	18,821.53	MAIN TDOA MAIN GB MM		18,821.53
2018 065 FEMA 4269	MAIN	462.23	MAIN GB MM	57.78	520.01
2018 070 RIGHT OF WAY FUND	MAIN	9,602.76	MAIN TDOA MAIN GB MM	29,101.21 66,059.78	104,763.75
2018 072 CASS COUNTY FORESTRY FUND	MAIN	14,937.60	MAIN TDOA MAIN GB MM MAIN TX CD	47,127.76 121,151.65 100,387.08	283,604.09
2018 080 CASS COUNTY JAIL CONSTRUCTIOCC JAIL CO			CCJC-TDOA CC JAIL CD		
2018 081 CC JAIL INT & SINKING	CC JAILI&S		CCJIS-TDOA JAIL I&SCD		
2018 082 RESOURCE RECOVERY I&S	CC SW CONS		CCSWC-TDOA SW CONSTCD		
2018 083 RESOURCE RECOVERY INT&SINKINCC SW I&S			CCSWIS-TDO SW I&S CD		
2018 084 COMBINED INTEREST & SINKING CI&S		18,864.86	CI&S CI&S GB MM	315,849.10	334,713.96
2018 085 LAW ENFORC.CONSTRUCTION FUNDMAIN		6,591.05	MAIN TDOA MAIN GB MM	11,899.39	18,490.44
2018 086 INTEREST & SINKING SERIES 20CI&S		3,676.25	CI&S GB MM	23,814.98	27,491.23
2018 089 CDA DISCRETIONARY FUND	MAIN	7,733.02			7,733.02
2018 090 PAYROLL	PAYROLL	12,035.80			12,035.80
2018 096 GENERAL FIXED ASSETS					
2018 097 GENERAL LONG TERM DEBT					

TOTAL 215,379.70 ----- 7,495,767.78 ----- 7,711,147.48 + 68,273.57 = 7,779,421.05

CHECK ACCOUNT

ACCOUNT BALANCE - MAIN
ACCOUNT BALANCE - CI&S
ACCOUNT BALANCE - PAYROLL

TOTAL

CHECK

180,802.79 + 68,273.57 = 249,076.36
22,541.11
12,035.80

215,379.70 + 68,273.57 = 283,653.27

TDOA ACCOUNT

ACCOUNT BALANCE - MAIN TDOA
ACCOUNT BALANCE - MAIN GB MM
ACCOUNT BALANCE - MAIN TCLAS
ACCOUNT BALANCE - MAIN RR CD
ACCOUNT BALANCE - MAIN DC CD
ACCOUNT BALANCE - MAIN RR SV
ACCOUNT BALANCE - MAIN TX CD
ACCOUNT BALANCE - MAIN TX SV
ACCOUNT BALANCE - CI&S GB MM

TOTAL

TDOA

792,335.30
2,845,024.34
2,795,466.69
241,231.61
241,076.49
15.22
240,929.05
25.00
339,664.08

7,495,767.78

283,653.27
7495,767.78

7,779,421.05

**TEXPOOL INVESTMENTS
FOR THE MONTH OF OCTOBER, 2017**

FUND	BEGINNING BALANCE	INTEREST & PURCHASES	DECREASE	BOOK VALUE
General	81,699.24	71.67	-	81,770.91
Jury	-	-	-	-
Main R & B	-	-	-	-
Tobacco Settlement	56,621.15	49.61	-	56,670.76
Juvenile Probation	140,611.16	123.21	-	140,734.37
Adult Probation	106,757.18	93.54	-	106,850.72
R & B # 1	72,134.21	63.20	-	72,197.41
R & B # 2	81,855.41	71.72	-	81,927.13
R & B # 3	27,181.83	23.81	-	27,205.64
R & B # 4	71,958.12	63.05	-	72,021.17
Federal Road Improvmt	-	-	-	-
Indigent Defense Grant	25,456.40	22.30	-	25,478.70
CDA Forfeiture	39,315.68	34.45	-	39,350.13
Right of Way	29,075.74	25.47	-	29,101.21
Forestry	47,086.50	41.26	-	47,127.76
Construction & Renovation	11,888.98	10.41	-	11,899.39
TOTAL	791,641.60	693.70	-	792,335.30

Attached is a letter from TexPool stating the book and market value of their funds.

RESPECTFULLY SUBMITTED THIS 23RD DAY OF JANUARY, 2018.

Donna Early -ar

 DONNA EARLY
 CASS COUNTY TREASURER

**GUARANTY BANK AND TRUST GENERAL MM
FOR THE MONTH OF OCTOBER, 2017**

FUND	BEGINNING BALANCE	INTEREST & PURCHASES	DECREASE	BOOK VALUE
General	591,457.74	717,641.78	500,000.00	809,099.52
Main R & B	53,295.14	40.06	53,295.14	40.06
Tobacco	285,330.06	214.52	-	285,544.58
Juvenile Probation	188,936.04	20,151.30	-	209,087.34
Adult Probation	199,407.20	20,202.39	-	219,609.59
SATP Track III	-	-	-	-
R & B 1	281,270.49	25,211.46	-	306,481.95
R & B 2	144,366.27	21,108.53	-	165,474.80
R & B 3	285,349.55	208.05	45,000.00	240,557.60
R & B 4	208,143.23	156.48	15,000.00	193,299.71
Linden Enterprise Fund	10,126.63	7.61	-	10,134.24
Civil Child Support Prgm.	47,500.00	-	-	47,500.00
High Risk Treatment Prgm.	10,000.00	-	-	10,000.00
Bear Creek FMAG 2965-2011	33,477.92	3,612.09	-	37,090.01
TX CDBG CONTRACT 7216247	29.20	0.02	-	29.22
Indigent Defense Grant	35,556.95	26.73	-	35,583.68
CDA Forfeiture Account	15,388.44	11.56	-	15,400.00
Task Force PI	35,398.20	26.61	-	35,424.81
Texas Historical Grant	20,136.21	6,805.05	-	26,941.26
CDA Forfeiture Funds	10,268.92	7.71	-	10,276.63
Sheriff Federal Forfeiture	21.15	0.01	-	21.16
CTIF-01-034 TXDOT Grant	158.86	0.11	-	158.97
FEMA 4269	57.74	0.04	-	57.78
Right of Way	66,010.16	49.62	-	66,059.78
Cass County Forestry	121,060.64	91.01	-	121,151.65
TOTAL	2,642,746.74	815,572.74	613,295.14	2,845,024.34

**GUARANTY BANK AND TRUST CI&S MM
FOR THE MONTH OF OCTOBER, 2017**

FUND	BEGINNING BALANCE	INTEREST & PURCHASES	DECREASE	BOOK VALUE
Combined I&S Series 2015	314,536.57	1,312.53	-	315,849.10
I&S Series 2016	23,529.92	285.06	-	23,814.98
TOTAL	338,066.49	1,597.59	-	339,664.08

BALANCE ALL MM ACCOUNTS 3,184,688.42

RESPECTFULLY SUBMITTED THIS 23RD DAY OF JANUARY, 2018.

Donna Early-ar
DONNA EARLY
CASS COUNTY TREASURER

**GUARANTY BANK AND TRUST ALL ACCOUNTS
FOR THE MONTH OF OCTOBER, 2017**

Attached is a list of balances for all funds in Guaranty Bank and Trust under the Federal ID Number for Cass County and a copy of the pledged securities listing book and market value.

BALANCE ALL ACCOUNTS	6,458,308.65
FDIC INSURANCE	500,000.00
BOOK VALUE	6,306,527.84
MARKET VALUE PLEDGED	6,337,798.47
PLEDGED EXCESS	379,489.82

RESPECTFULLY SUBMITTED THIS 23RD DAY OF JANUARY, 2018.


DONNA EARLY
CASS COUNTY TREASURER

**TEXAS CLASS INVESTMENTS
FOR THE MONTH OF OCTOBER, 2017**

<u>FUND</u>	<u>BEGINNING BALANCE</u>	<u>INTEREST & PURCHASES</u>	<u>DECREASE</u>	<u>BOOK VALUE</u>
General	3,061,365.64	703,317.35	1,523,874.39	2,240,808.60
Main R & B	125,322.70	-	125,322.70	-
R & B 1	455,368.80	-	50,802.91	404,565.89
R & B 2	150,092.20	-	-	150,092.20
TOTAL	3,792,149.34	703,317.35	1,700,000.00	2,795,466.69

Attached is a letter from Texas CLASS stating the book and market value of their funds.

RESPECTFULLY SUBMITTED THIS 23RD DAY OF JANUARY, 2018.

Donna Early - ar

DONNA EARLY
CASS COUNTY TREASURER

**RED RIVER FEDERAL CREDIT UNION SAVINGS
FOR THE MONTH OF OCTOBER, 2017**

FUND	BEGINNING BALANCE	INTEREST & PURCHASES	DECREASE	BOOK VALUE
Tobacco	15.22	-	-	15.22
TOTAL	15.22	-	-	15.22

**RED RIVER FEDERAL CREDIT UNION CD
FOR THE MONTH OF OCTOBER, 2017**

FUND	BEGINNING	INTEREST &	DECREASE	BOOK VALUE
Tobacco	240,945.12	286.49	-	241,231.61
TOTAL	240,945.12	286.49	-	241,231.61

BALANCE ALL ACCOUNTS **241,246.83**
 NCUA INSURANCE **241,246.83**

Attached is a list of balances for all county funds in the Red River Federal Credit Union.

RESPECTFULLY SUBMITTED THIS 23RD DAY OF JANUARY, 2018.

Donna Early

 DONNA EARLY
 CASS COUNTY TREASURER

DOMINO FEDERAL CREDIT UNION CD
FOR THE MONTH OF OCTOBER, 2017

<u>FUND</u>	<u>BEGINNING BALANCE</u>	<u>INTEREST & PURCHASES</u>	<u>DECREASE</u>	<u>BOOK VALUE</u>
Tobacco	240,820.82	255.67	-	241,076.49
TOTAL	240,820.82	255.67	-	241,076.49
BALANCE ALL ACCOUNTS	241,076.49			
NCUA INSURANCE	241,076.49			

Attached is a list of balances for all county funds in the Domino Federal Credit Union.

RESPECTFULLY SUBMITTED THIS 23RD DAY OF JANUARY, 2018.

Donna Early - ar
DONNA EARLY
CASS COUNTY TREASURER

**TEXAR FEDERAL CREDIT UNION SAVINGS
FOR THE MONTH OF OCTOBER, 2017**

FUND	BEGINNING BALANCE	INTEREST & PURCHASES	DECREASE	BOOK VALUE
Tobacco	25.00	-	-	25.00
TOTAL	25.00	-	-	25.00

**TEXAR FEDERAL CREDIT UNION CD
FOR THE MONTH OF OCTOBER, 2017**

FUND	BEGINNING BALANCE	INTEREST & PURCHASES	DECREASE	BOOK VALUE
Tobacco	140,333.38	208.59	-	140,541.97
Cass County Forestry	100,238.10	148.98	-	100,387.08
TOTAL	240,571.48	357.57	-	240,929.05

BALANCE ALL ACCOUNTS **240,954.05**
 NCUA INSURANCE **240,954.05**

Attached is a list of balances for all county funds in the TEXAR Federal Credit Union.

RESPECTFULLY SUBMITTED THIS 23RD DAY OF JANUARY, 2018.

Donna Early .ar

 DONNA EARLY
 CASS COUNTY TREASURER