

Cass County
Treasurer's
Report

December
2017

**THE CASS COUNTY TREASURER'S REPORT OF RECEIPTS
FOR THE MONTH OF DECEMBER, 2017**

Source	2016	2017
Justice of Peace #1	11,913.58	10,209.50
Justice of Peace #2	3,407.15	3,378.50
Justice of Peace #3	11,527.53	13,772.19
Justice of Peace #4	6,047.80	5,986.11
Constables	70.00	125.00
County Clerk	23,589.69	26,943.00
District Clerk	25,747.99	-
Cass County Sheriff	1,290.50	1,335.00
Tax Collector	2,209,523.06	799,078.34
State of Texas	206,538.20	786.01
State of Texas Reimb	29,877.99	296,838.99
Forfeiture/Seizures	-	-
U.S. Treasury	-	-
Interest	4,333.47	9,645.58
Royalties	241.61	-
Cass County Park	3.00	93.90
Sales	195.20	932.80
Miscellaneous	7,732.12	8,952.84
Miscellaneous Reimb	1,725.76	2,992.46
Transferred Funds	-	-
Sub-Total	2,543,764.65	1,181,070.22
AIP Program	-	-
DOEP	-	2,500.00
Juvenile Probation	111,961.00	22,406.00
Adult Probation	28,787.86	23,034.50
Others/Miscellaneous	6,704.38	5,847.50
State/Others	-	177,902.19
CDA Discretionary	120.00	340.01
Sub-Total	147,573.24	232,030.20
Grand Total	2,691,337.89	1,413,100.42

NET SALARY

334,785.44

346,634.34

RESPECTFULLY SUBMITTED,

Donna Early - or

DONNA EARLY
CASS COUNTY TREASURER

**THE CASS COUNTY TREASURER'S REPORT
OF RECEIPTS AND DISBURSEMENTS
FOR THE MONTH OF DECEMBER, 2017**

FUND	BEG. BAL.	RECEIVED	DISBURSED	BALANCE
General	3,624,565.55	2,233,822.57	2,353,791.83	3,504,596.29
Jury Fund	(218,034.86)	42,704.39	32,145.38	(207,475.85)
Main R & B	102,553.07	185,584.95	199,489.60	88,648.42
H.A.V.A.	5,230.22	4.44	-	5,234.66
TOBACCO SETTLEMENT	982,231.19	1,100.48	-	983,331.67
R & B 1	833,667.25	196,032.98	80,255.96	949,444.27
R & B 2	375,857.98	130,940.98	106,548.35	400,250.61
R & B 3	287,884.47	146,115.34	61,465.23	372,534.58
R & B 4	336,787.59	84,489.55	84,434.24	336,842.90
CC PARK	(12,944.26)	95.00	6,518.26	(19,367.52)
FEDERAL ROAD IMPROVMT	1,787.87	1.51	-	1,789.38
LINDEN ENTERPRISE FUND	10,142.95	9.84	-	10,152.79
FEDERAL IMPROVMT 0711037	0.47	-	-	0.47
FEMA DR-1999 TX 2011 WF	9.96	-	-	9.96
BEAR CREEK FMAG 2965-2011	37,123.98	36.05	-	37,160.03
TEXAS CDBG CONT. 713069	9.73	-	-	9.73
TEXAS CDBG CONT. 7216247	168,367.32	161.30	168,189.00	339.62
LAW LIBRARY	(14,825.45)	-	1,131.54	(15,956.99)
CDA ESCROW	311.61	0.26	-	311.87
CDA FORFEITURE	68,654.30	66.08	-	68,720.38
TEXAS HISTORICAL GRANT	26,968.37	26.18	-	26,994.55
ARK LA TEX SEIZ/FORFT	(268.45)	-	-	(268.45)
CDA FEDERAL FORFEITURE	21,387.23	19.41	-	21,406.64
SHERIFF FED FORFT	4,340.03	3.68	-	4,343.71
HOME GRANT PROJECTS 2017	(9,096.09)	260,366.57	256,500.00	(5,229.52)
CTIF 01-034 TXDOT GRANT	727.03	159.71	159.10	727.64
FEMA 4269	520.34	58.26	57.82	520.78
RIGHT OF WAY	105,265.95	702.74	-	105,968.69
FORESTRY FUND	283,902.94	327.01	-	284,229.95
COMBINED I & S- SERIES 2015	375,327.99	57,585.31	-	432,913.30
CONST & RENOVATION	18,504.94	17.49	-	18,522.43
I & S 2016	41,138.46	20,225.94	-	61,364.40
PAYROLL	12,035.80	-	-	12,035.80
SUB TOTAL	7,470,135.48	3,360,658.02	3,350,686.31	7,480,107.19
JUVENILE PROB	380,234.12	22,773.80	27,486.28	375,521.64
ADULT PROB	317,712.71	137,986.81	93,900.44	361,799.08
NETRC	-	-	-	-
SATP TRACK III	543.89	29,250.00	10,812.91	18,980.98
COMM SVC RESTITUTION	(671.18)	10,475.00	4,339.30	5,464.52
AIP PROGRAM	(36,418.79)	-	-	(36,418.79)
MENTAL HEALTH INT. PRG.	975.23	21,301.00	6,745.16	15,531.07
CIVIL CHILD SUPPORT PRG.	52,357.33	1,112.00	-	53,469.33
HIGH RISK TREATMENT PRG	1,521.01	39,616.00	19,773.80	21,363.21
INDIGENT DEFENSE	27,810.58	35,641.71	35,614.28	27,838.01
TASK FORCE	897.36	0.76	-	898.12
TASK FORCE PI	43,441.49	41.21	-	43,482.70
CDA STATE FUNDS	(6,880.87)	-	3,459.19	(10,340.06)
AGGRESSIVE BEHAVIOR PRG. 4	-	6,250.00	1,654.71	4,595.29
DRUG COURT	2,722.30	18,750.00	7,555.76	13,916.54
VETERANS PROGRAM	18,703.44	-	3,484.19	15,219.25
CDA DISCRETIONARY	7,775.75	346.86	9.00	8,113.61
SUB TOTAL	810,724.37	323,545.15	214,835.02	919,434.50
GRAND TOTAL	8,280,859.85	3,684,203.17	3,565,521.33	8,399,541.69

RESPECTFULLY SUBMITTED

Donna Early
DONNA EARLY
CASS COUNTY TREASURER

THE CASS COUNTY TREASURER'S REPORT
OF RECEIPTS AND DISBURSEMENTS
FOR THE MONTH OF DECEMBER, 2017

CERTIFICATION

WE, THE UNDERSIGNED, certify that we have actually and fully inspected and counted all actual cash and assets in the hands of said Treasurer for the period beginning December 1, 2017 and ending December 30, 2017, and find the same to be true and correct, and order same to be entered upon the minutes of said court as required by Local Government Code, Sec. 114.026.

WITNESS OUR HAND, OFFICIALLY THIS 23RD DAY OF JANUARY, 2018.


COMMISSIONER, PRECINCT 1



COMMISSIONER, PRECINCT 3



COMMISSIONER, PRECINCT 2


COMMISSIONER, PRECINCT 4


COUNTY JUDGE

SWORN TO AND SUBSCRIBED BY EACH OF THE ABOVE; RESPECTIVELY, THIS 23RD DAY OF
JANUARY, 2018.


COUNTY CLERK



ACCOUNT NAME	BEGINNING CASH BALANCE	CASH RECEIPTS	CASH DISBURSEMENTS	ENDING CASH BALANCE
2018 010 GENERAL FUND				
CASH	38,863.36	1,820,897.34	1,536,623.03	323,137.67
CASH-OPERATING	.00	.00	.00	.00
RECEIVABLES	.00	.00	.00	.00
TEXPOOL INVESTMENTS	81,841.58	81.85	.00	81,923.43
CD INVESTMENT	.00	.00	.00	.00
GB MONEY MARKET	1,260,070.28	410,169.01	817,168.80	853,070.49
LAND, BUILDINGS & IMPROVEMENTS	.00	.00	.00	.00
EQUIPMENT, FURNITURE & FIXTURES	.00	.00	.00	.00
TCLASS MONEY MARKET	2,243,790.33	2,674.37	.00	2,246,464.70
FUND TOTALS	3,624,565.55	2,233,822.57	2,353,791.83	3,504,596.29
2018 011 DISTRICT & CO COURT@LAW FUND				
DISTRICT AND CO COURT@LAW CASH	218,034.86	42,704.39	32,145.38	207,475.85
CASH-OPERATING	.00	.00	.00	.00
C D INVESTMENT	.00	.00	.00	.00
RECEIVABLES	.00	.00	.00	.00
INVESTMENTS	.00	.00	.00	.00
CD INVESTMENT	.00	.00	.00	.00
MAIN GB MONEY MARKET	.00	.00	.00	.00
FUND TOTALS	218,034.86	42,704.39	32,145.38	207,475.85
2018 012 MAIN ROAD & BRIDGE				
CASH-MAIN R&B OPERATING	102,512.98	185,584.92	199,489.60	88,608.30
MAIN-CASH OPERATING	.00	.00	.00	.00
C D INVESTMENT	.00	.00	.00	.00
RECEIVABLES	.00	.00	.00	.00
INVESTMENTS	.00	.00	.00	.00
CD INVESTMENT	.00	.00	.00	.00
MAIN GB MONEY MARKET	40.09	.03	.00	40.12
TCLASS MONEY MARKET	.00	.00	.00	.00
FUND TOTALS	102,553.07	185,584.95	199,489.60	88,648.42
2018 013 H. A. V. A.				
CASH	5,230.22	4.44	.00	5,234.66
CASH-OPERATING	.00	.00	.00	.00
RECEIVABLES	.00	.00	.00	.00
INVESTMENTS	.00	.00	.00	.00
FUND TOTALS	5,230.22	4.44	.00	5,234.66
2018 014 TOBACCO SETTLEMENT				
TOBACCO SETTLEMENT	.00	.00	.00	.00
CASH	16,103.63	13.68	.00	16,117.31
CASH-OPERATING	.00	.00	.00	.00
C. D. INVESTMENT	.00	.00	.00	.00
RECEIVABLES	.00	.00	.00	.00
INVESTMENTS	56,719.69	56.67	.00	56,776.36
TOBACCO SETTLEMENT INVEST	.00	.00	.00	.00
GB MONEY MARKET	285,790.16	277.57	.00	286,067.73
MAIN RR CD	241,509.19	287.16	.00	241,796.35
MAIN DC CD	241,324.17	256.20	.00	241,580.37
MAIN RR SV	15.22	.01	.00	15.23
MAIN TEXAR CD	140,744.13	209.19	.00	140,953.32
MAIN TEXAR SV	25.00	.00	.00	25.00
FUND TOTALS	982,231.19	1,100.48	.00	983,331.67

ACCOUNT NAME	BEGINNING CASH BALANCE	CASH RECEIPTS	CASH DISBURSEMENTS	ENDING CASH BALANCE
2018 015 BEAR CK DISASTER DONATION				
CASH-BEAR CK DISASTER DONATION	.00	.00	.00	.00
RECEIVABLES	.00	.00	.00	.00
FUND TOTALS	.00	.00	.00	.00
2018 016 JUVENILE PROBATION				
CASH - JUVENILE PROBATION	15,103.90	22,415.25	27,486.28	10,032.87
CASH-OPERATING	.00	.00	.00	.00
C D INVESTMENT	.00	.00	.00	.00
RECEIVABLES	.00	.00	.00	.00
INVESTMENTS	140,855.89	140.73	.00	140,996.62
CD INVESTMENT	.00	.00	.00	.00
GB MONEY MARKET	224,274.33	217.82	.00	224,492.15
FUND TOTALS	380,234.12	22,773.80	27,486.28	375,521.64
2018 017 ADULT PROBATION				
CASH OPERATING-ADULT	926.60	107,628.40	78,900.44	29,654.56
CASH-OPERATING	.00	.00	.00	.00
C D INVESTMENT	.00	.00	.00	.00
RECEIVABLES	.00	.00	.00	.00
INVESTMENTS	106,942.98	106.85	.00	107,049.83
CD INVESTMENT	.00	.00	.00	.00
GB MONEY MARKET	209,843.13	30,251.56	15,000.00	225,094.69
FUND TOTALS	317,712.71	137,986.81	93,900.44	361,799.08
2018 018 CASS CO RESTITUTION CENTER				
RESTITUTION CENTER	.00	.00	.00	.00
CASH OPERATING-RESTITUTION CEN	.00	.00	.00	.00
CASH TO OPEN FNB BANK ACCT.	.00	.00	.00	.00
RECEIVABLES	.00	.00	.00	.00
INVESTMENTS	.00	.00	.00	.00
C D INVESTMENT	.00	.00	.00	.00
CD INVESTMENT	.00	.00	.00	.00
FUND TOTALS	.00	.00	.00	.00
2018 019 SATP TRACK III				
CASH	543.89	29,250.00	10,812.91	18,980.98
CASH-OPERATING	.00	.00	.00	.00
RECEIVABLES	.00	.00	.00	.00
CD INVESTMENTS	.00	.00	.00	.00
GB MONEY MARKET	.00	.00	.00	.00
FUND TOTALS	543.89	29,250.00	10,812.91	18,980.98
2018 020 COMMUNITY SERVICE RESTITUTION				
CASH OPERATING-CSR	671.18	10,475.00	4,339.30	5,464.52
CASH-OPERATING	.00	.00	.00	.00
RECEIVABLES	.00	.00	.00	.00
CD INVESTMENTS	.00	.00	.00	.00
GB MONEY MARKET	.00	.00	.00	.00
FUND TOTALS	671.18	10,475.00	4,339.30	5,464.52
2018 021 ROAD AND BRIDGE #1				
CASH-ROAD & BRIDGE#1 OPERATING	76.96	145,113.85	71,255.96	73,934.85
CASH-OPERATING	.00	.00	.00	.00
C D INVESTMENT	.00	.00	.00	.00
RECEIVABLES	.00	.00	.00	.00

ACCOUNT NAME	BEGINNING CASH BALANCE	CASH RECEIPTS	CASH DISBURSEMENTS	ENDING CASH BALANCE
INVESTMENTS	72,259.75	72.19	.00	72,331.94
CD INVESTMENT	.00	.00	.00	.00
MAIN GB MONEY MARKET	356,764.65	50,364.75	9,000.00	398,129.40
TCLASS MONEY MARKET	404,565.89	482.19	.00	405,048.08
FUND TOTALS	833,667.25	196,032.98	80,255.96	949,444.27
2018 022 ROAD AND BRIDGE #2				
CASH - R&B #2 OPERATING	10,839.65	85,525.16	86,548.35	11,862.84
CASH-OPERATING	.00	.00	.00	.00
C D INVESTMENT	.00	.00	.00	.00
RECEIVABLES	.00	.00	.00	.00
INVESTMENTS	81,997.87	81.92	.00	82,079.79
CD INVESTMENT	.00	.00	.00	.00
GB MONEY MARKET	154,607.56	45,155.01	20,000.00	179,762.57
TCLASS MONEY MARKET	150,092.20	178.89	.00	150,271.09
FUND TOTALS	375,857.98	130,940.98	106,548.35	400,250.61
2018 023 ROAD AND BRIDGE #3				
CASH - ROAD & BRIDGE #3 OPER	116.32	119,830.55	51,465.23	68,249.00
CASH-OPERATING	.00	.00	.00	.00
C D INVESTMENT	.00	.00	.00	.00
RECEIVABLES	.00	.00	.00	.00
INVESTMENTS	27,229.13	27.20	.00	27,256.33
CD INVESTMENT	.00	.00	.00	.00
GB MONEY MARKET	260,771.66	26,257.59	10,000.00	277,029.25
FUND TOTALS	287,884.47	146,115.34	61,465.23	372,534.58
2018 024 ROAD AND BRIDGE #4				
CASH-ROAD & BRIDGE#4 OPERAT.	1,210.09	44,147.80	76,434.24	31,076.35
CASH-OPERATING	.00	.00	.00	.00
C D INVESTMENT	.00	.00	.00	.00
RECEIVABLES	.00	.00	.00	.00
INVESTMENTS	72,083.35	72.02	.00	72,155.37
CD INVESTMENT	.00	.00	.00	.00
MAIN GB MONEY MARKET	263,494.15	40,269.73	8,000.00	295,763.88
FUND TOTALS	336,787.59	84,489.55	84,434.24	336,842.90
2018 025 AIP PROGRAM				
CASH-	36,418.79	.00	.00	36,418.79
CASH-OPERATING	.00	.00	.00	.00
CD INVESTMENTS	.00	.00	.00	.00
RECEIVABLES	.00	.00	.00	.00
INVESTMENTS	.00	.00	.00	.00
C D INVESTMENT	.00	.00	.00	.00
FUND TOTALS	36,418.79	.00	.00	36,418.79
2018 026 CASS COUNTY RESOURCE RECOVERY				
CASS CO. RESOURCE REC/ CASH	.00	.00	.00	.00
RECEIVABLES	.00	.00	.00	.00
INVESTMENTS	.00	.00	.00	.00
FUND TOTALS	.00	.00	.00	.00
2018 027 COUNTY CLERK ARCHIVE FUND				
PRESERVATION- CASH ACCT.	.00	.00	.00	.00
FUND TOTALS	.00	.00	.00	.00
2018 028 CASS COUNTY PARK				
CASS COUNTY PARKS	.00	.00	.00	.00

ACCOUNT NAME	BEGINNING CASH BALANCE	CASH RECEIPTS	CASH DISBURSEMENTS	ENDING CASH BALANCE
2018 029 FEDERAL-ROAD IMPROVMT 0710197				
CASH-OPERATING - CC PARKS	12,944.26-	95.00	6,510.26-	19,367.52-
CASH-OPERATING INVESTMENTS	.00	.00	.00	.00
FUND TOTALS	12,944.26-	95.00	6,510.26-	19,367.52-
2018 029 FEDERAL-ROAD IMPROVMT 0710197				
CASH-	1,787.87	1.51	.00	1,789.38
CASH OPERATING	.00	.00	.00	.00
RECEIVABLES-ROAD IMPROVEMENT	.00	.00	.00	.00
INVESTMENTS-ROAD IMPROVEMENT	.00	.00	.00	.00
INVESTMENTS-ROAD IMPROV	.00	.00	.00	.00
FUND TOTALS	1,787.87	1.51	.00	1,789.38
2018 030 LINDEN ENTERPRISE FUND				
CASH	.00	.00	.00	.00
CASH-OPERATING	.00	.00	.00	.00
INVESTMENTS	.00	.00	.00	.00
CD INVESTMENTS	.00	.00	.00	.00
MONEY MARKET GB	10,142.95	9.84	.00	10,152.79
FUND TOTALS	10,142.95	9.84	.00	10,152.79
2018 031 EMG WATERSHED AG-7442-C-110010				
CASH	.00	.00	.00	.00
RECEIVABLES	.00	.00	.00	.00
INVESTMENTS-ROAD IMPROVEMENT	.00	.00	.00	.00
INVESTMENTS	.00	.00	.00	.00
FUND TOTALS	.00	.00	.00	.00
2018 032 FEDERAL IMPROVEMENT 0711037				
CASH	.47	.00	.00	.47
RECEIVABLES	.00	.00	.00	.00
INVESTMENTS	.00	.00	.00	.00
INVESTMENTS	.00	.00	.00	.00
FUND TOTALS	.47	.00	.00	.47
2018 033 SATT PROGRAM				
CASH	.00	.00	.00	.00
CD INVESTMENTS	.00	.00	.00	.00
RECIEVABLES	.00	.00	.00	.00
INVESTMENTS	.00	.00	.00	.00
CD INVESTMENTS	.00	.00	.00	.00
FUND TOTALS	.00	.00	.00	.00
2018 034 MENTAL HEALTH INITIATIVE PRG				
CASH	975.23	21,301.00	6,745.16-	15,531.07
CASH-OPERATING	.00	.00	.00	.00
CD INVESTMENTS	.00	.00	.00	.00
RECIEVABLES	.00	.00	.00	.00
INVESTMENTS	.00	.00	.00	.00
CD INVESTMENTS	.00	.00	.00	.00
MONEY MARKET GB	.00	.00	.00	.00
FUND TOTALS	975.23	21,301.00	6,745.16-	15,531.07
2018 035 CIVIL CHILD SUPPORT PROGRAM				
CASH	4,857.33	1,112.00	.00	5,969.33
CASH-OPERATING	.00	.00	.00	.00
CD INVESTMENTS	.00	.00	.00	.00

ACCOUNT NAME	BEGINNING CASH BALANCE	CASH RECEIPTS	CASH DISBURSEMENTS	ENDING CASH BALANCE
2018 036 FEMA DR-1999-TX 2011 WILDFIRES				
CASH- 1999 FEMA WILDFIRES	9.96	.00	.00	9.96
CASH-OPERATING	.00	.00	.00	.00
RECEIVABLES	.00	.00	.00	.00
CD INVESTMENTS	.00	.00	.00	.00
GB MONEY MARKET	47,500.00	.00	.00	47,500.00
FUND TOTALS	52,357.33	1,112.00	.00	53,469.33
2018 037 HIGH RISK TREATMENT PROGRAM				
CASH	8,478.99	39,616.00	9,773.80	21,363.21
CASH-OPERATING	.00	.00	.00	.00
CD INVESTMENTS	.00	.00	.00	.00
RECEIVABLES	.00	.00	.00	.00
INVESTMENTS	.00	.00	.00	.00
GB MONEY MARKET	10,000.00	.00	.00	10,000.00
FUND TOTALS	1,521.01	39,616.00	19,773.80	21,363.21
2018 038 BEAR CREEK FMAG 2965-2011				
CASH	2.08	.00	.00	2.08
CASH OPERATING	.00	.00	.00	.00
RECEIVABLES	.00	.00	.00	.00
CD INVESTMENTS	.00	.00	.00	.00
INVESTMENTS	.00	.00	.00	.00
MONEY MARKET GB	37,121.90	36.05	.00	37,157.95
FUND TOTALS	37,123.98	36.05	.00	37,160.03
2018 039 TEXAS CDBG CONTRACT 713069				
CASH	9.73	.00	.00	9.73
RECEIVABLES	.00	.00	.00	.00
INVESTMENTS	.00	.00	.00	.00
FUND TOTALS	9.73	.00	.00	9.73
2018 040 TEXAS CDBG CONTRACT 7216247				
CASH	18,280.74	15.53	168,189.00	149,892.73
INVESTMENTS	.00	.00	.00	.00
CD INVESTMENTS	.00	.00	.00	.00
GB MONEY MARKET	150,086.58	145.77	.00	150,232.35
FUND TOTALS	168,367.32	161.30	168,189.00	339.62
2018 041 LAW LIBRARY				
CASH - LAW LIBRARY OPERATING	14,825.45	.00	1,131.54	15,956.99
CASH OPERATING	.00	.00	.00	.00
C D INVESTMENT	.00	.00	.00	.00
RECEIVABLES	.00	.00	.00	.00
CD INVESTMENT	.00	.00	.00	.00
FUND TOTALS	14,825.45	.00	1,131.54	15,956.99
2018 042 INDIGENT DEFENSE GRANT (SB7)				
INDIGENT DEFENSE GRANT (SB7)	.00	.00	.00	.00
CASH-INDIGENT DEFENSE	33,304.40	35,616.24	.00	2,311.84
CASH OPERATING	.00	.00	.00	.00

ACCOUNT NAME	BEGINNING CASH BALANCE	CASH RECEIPTS	CASH DISBURSEMENTS	ENDING CASH BALANCE
2018 043 DIST ATT, ESCROW ACCOUNT				
DIST ATT, ESCROW ACCOUNT	.00	.00	.00	.00
CASH OPERATING-DA ESCROW ACCT	311.61	.26	.00	311.87
CASH OPERATING	.00	.00	.00	.00
C D INVESTMENT	.00	.00	.00	.00
RECEIVABLES	.00	.00	.00	.00
INVESTMENTS	.00	.00	.00	.00
CD INVESTMENT	.00	.00	.00	.00
MONEY MARKET GB	.00	.00	.00	.00
FUND TOTALS	27,810.58	35,641.71	35,614.28	27,838.01
2018 044 C. D. A. FORFEITURE ACCOUNT				
C. D. A. FORFEITURE ACCOUNT	.00	.00	.00	.00
CASH OPERATING-CDA FORFEITURE	13,856.96	11.77	.00	13,868.73
CASH OPERATING	.00	.00	.00	.00
C D INVESTMENT	.00	.00	.00	.00
RECEIVABLES	.00	.00	.00	.00
INVESTMENTS	39,384.10	39.35	.00	39,423.45
CD INVESTMENT	.00	.00	.00	.00
MONEY MARKET	15,413.24	14.95	.00	15,428.20
FUND TOTALS	68,654.30	66.08	.00	68,720.38
2018 045 REGIONAL INTRASTATE TASK FORCE				
ARK-LA-TEX NARC TASK FORCE	.00	.00	.00	.00
REGIONAL TASK FRC CASH	897.36	.76	.00	898.12
CASH OPERATING	.00	.00	.00	.00
C D INVESTMENTS	.00	.00	.00	.00
RECEIVABLES	.00	.00	.00	.00
INVESTMENTS	.00	.00	.00	.00
CD INVESTMENTS	.00	.00	.00	.00
FUND TOTALS	897.36	.76	.00	898.12
2018 046 TASK FORCE PROGRAM INCOME				
TASK FORCE PROGRAM INCOME	.00	.00	.00	.00
TF PROGRAM INCOME-CASH	7,986.22	6.78	.00	7,993.00
CASH OPERATING	.00	.00	.00	.00
CD INVESTMENTS	.00	.00	.00	.00
RECEIVABLES	.00	.00	.00	.00
TF-PI INVESTMENTS	.00	.00	.00	.00
INVESTMENTS	.00	.00	.00	.00
MONEY MARKET	35,455.27	34.43	.00	35,489.70
FUND TOTALS	43,441.49	41.21	.00	43,482.70
2018 047 CDA-STATE FUNDS				
CDA STATE FUNDS	.00	.00	.00	.00
CASH	6,880.87	.00	3,459.19	10,340.06
CASH OPERATING	.00	.00	.00	.00
CD INVESTMENTS	.00	.00	.00	.00
INVESTMENTS	.00	.00	.00	.00

ACCOUNT NAME	BEGINNING CASH BALANCE	CASH RECEIPTS	CASH DISBURSEMENTS	ENDING CASH BALANCE
2018 048 TEXAS HISTORICAL GRANT				
CASH	.00	.00	.00	.00
CASH	3.94	.00	.00	3.94
CASH-OPERATING	.00	.00	.00	.00
CD INVESTMENTS	.00	.00	.00	.00
RECEIVABLES	.00	.00	.00	.00
CD INVESTMENTS	.00	.00	.00	.00
GB MONEY MARKET	.00	.00	.00	.00
FUND TOTALS	26,964.43	26.18	.00	26,990.61
	26,968.37	26.18	.00	26,994.55
2018 050 ARK LA TEX SEIZ/FORFT. FUND				
ARK-LA-TEX FORF/SEIZ.	.00	.00	.00	.00
CASH OPERATING	268.45-	.00	.00	268.45-
C D INVESTMENTS	.00	.00	.00	.00
INVESTMENTS	.00	.00	.00	.00
CD INVESTMENT	.00	.00	.00	.00
FUND TOTALS	268.45-	.00	.00	268.45-
2018 051 CDA FORFEITURE FUNDS				
CDA FEDERAL FORFEITURES FUND				
CASH	.00	.00	.00	.00
CASH-OPERATING	11,101.77	9.43	.00	11,111.20
C D INVESTMENTS	.00	.00	.00	.00
INVESTMENTS	.00	.00	.00	.00
CD INVESTMENT	.00	.00	.00	.00
MONEY MARKET	10,285.46	9.98	.00	10,295.44
FUND TOTALS	21,387.23	19.41	.00	21,406.64
2018 052 SHERIFF FEDERAL FORFEITURES				
SHERIFF FEDERAL FORFEITURES				
CASH	.00	.00	.00	.00
CASH-OPERATING	4,318.86	3.66	.00	4,322.52
C D INVESTMENTS	.00	.00	.00	.00
INVESTMENTS	.00	.00	.00	.00
CD INVESTMENTS	.00	.00	.00	.00
MONEY MARKET GB	21.17	.02	.00	21.19
FUND TOTALS	4,340.03	3.68	.00	4,343.71
2018 055 HOME GRANT PROJECTS 2017				
CASH	.00	.00	.00	.00
CASH	9,096.09-	260,366.57	256,500.00-	5,229.52-
CD INVESTMENTS	.00	.00	.00	.00
RECEIVABLES	.00	.00	.00	.00
FUND TOTALS	9,096.09-	260,366.57	256,500.00-	5,229.52-
2018 060 MENTAL HEALTH PROGRAM # 4				
CASH	.00	.00	.00	.00
CD INVESTMENTS	.00	.00	.00	.00
RECIEVABLES	.00	.00	.00	.00
INVESTMENTS	.00	.00	.00	.00
MONEY MARKET GB	.00	.00	.00	.00
FUND TOTALS	.00	.00	.00	.00
2018 061 AGGRESSIVE BEHAVIOR PROGRAM#20				
CASH	.00	6,250.00	1,654.71-	4,595.29

ACCOUNT NAME	BEGINNING CASH BALANCE	CASH RECEIPTS	CASH DISBURSEMENTS	ENDING CASH BALANCE
2018 062 CTIF-01-034 TYDOT GRANT				
CASH	567.93	159.71	.00	727.64
GB MONEY MARKET	159.10	.00	159.10	.00
FUND TOTALS	727.03	159.71	159.10	727.64
2018 063 CASS COUNTY DRUG COURT				
CASH	2,722.30	18,750.00	7,555.76	13,916.54
CD INVESTMENTS	.00	.00	.00	.00
RECEIVABLES	.00	.00	.00	.00
INVESTMENTS	.00	.00	.00	.00
GB MONEY MARKET	.00	.00	.00	.00
FUND TOTALS	2,722.30	18,750.00	7,555.76	13,916.54
2018 064 VETERANS PROGRAM				
CASH	18,703.44	.00	3,484.19	15,219.25
CD INVESTMENTS	.00	.00	.00	.00
RECEIVABLES	.00	.00	.00	.00
INVESTMENTS	.00	.00	.00	.00
GB MONEY MARKET	.00	.00	.00	.00
FUND TOTALS	18,703.44	.00	3,484.19	15,219.25
2018 065 FEMA 4269				
CASH	462.52	58.26	.00	520.78
GB MONEY MARKET	57.82	.00	57.82	.00
FUND TOTALS	520.34	58.26	57.82	520.78
2018 070 RIGHT OF WAY FUND				
CASH -RIGHT OF WAY OPERATING	10,023.03	609.43	.00	10,632.46
CASH-OPERATING	.00	.00	.00	.00
C D INVESTMENT	.00	.00	.00	.00
RECEIVABLES	.00	.00	.00	.00
INVESTMENTS	29,126.33	29.10	.00	29,155.43
CD INVESTMENT	.00	.00	.00	.00
MAIN MONEY MARKET GB	66,116.59	64.21	.00	66,180.80
FUND TOTALS	105,265.95	702.74	.00	105,968.69
2018 072 CASS COUNTY FORESTRY FUND				
CASH-CASS COUNTY FORESTRY FUND	14,947.18	12.70	.00	14,959.88
CASH OPERATING	.00	.00	.00	.00
C D INVESTMENT	.00	.00	.00	.00
RECEIVABLES	.00	.00	.00	.00
INVESTMENTS	47,168.45	47.12	.00	47,215.57
CD INVESTMENT	.00	.00	.00	.00
MAIN GB MONEY MARKET	121,255.84	117.77	.00	121,373.61
MAIN TEXAR CD	100,531.47	149.42	.00	100,680.89
FUND TOTALS	283,902.94	327.01	.00	284,229.95
2018 080 CASS COUNTY JAIL CONSTRUCTION				
CASH-CASS CO JAIL CONST	.00	.00	.00	.00
C D INVESTMENT	.00	.00	.00	.00
RECEIVABLES	.00	.00	.00	.00

ACCOUNT NAME	BEGINNING CASH BALANCE	CASH RECEIPTS	CASH DISBURSEMENTS	ENDING CASH BALANCE
INVESTMENTS-CC JAIL CONST	.00	.00	.00	.00
CD INVESTMENT	.00	.00	.00	.00
FUND TOTALS	.00	.00	.00	.00
2018 081 CC JAIL INT & SINKING	.00	.00	.00	.00
CASH-CC JAIL INT & SINKING	.00	.00	.00	.00
C D INVESTMENT	.00	.00	.00	.00
RECEIVABLES	.00	.00	.00	.00
INVESTMENTS	.00	.00	.00	.00
BANK INVESTMENT	.00	.00	.00	.00
FUND TOTALS	.00	.00	.00	.00
2018 082 RESOURCE RECOVERY I&S	.00	.00	.00	.00
CASH-CC RESOURCE RECOVERY	.00	.00	.00	.00
PETTY CASH	.00	.00	.00	.00
C D INVESTMENT	.00	.00	.00	.00
RECEIVABLES	.00	.00	.00	.00
INVESTMENTS	.00	.00	.00	.00
BANK INVESTMENT	.00	.00	.00	.00
FUND TOTALS	.00	.00	.00	.00
2018 083 RESOURCE RECOVERY INT&SINKING	.00	.00	.00	.00
CASH-RES REC INT&SINKING	.00	.00	.00	.00
C D INVESTMENT	.00	.00	.00	.00
RECEIVABLES	.00	.00	.00	.00
INVESTMENTS	.00	.00	.00	.00
BANK INVESTMENT	.00	.00	.00	.00
FUND TOTALS	.00	.00	.00	.00
2018 084 COMBINED INTEREST & SINKING	.00	.00	.00	.00
COMBINED INTEREST & SINKING	18,879.87	17.41	.00	18,897.28
CASH	.00	.00	.00	.00
CASH-OPERATING	.00	.00	.00	.00
CD INVESTMENT	.00	.00	.00	.00
RECEIVABLES	.00	.00	.00	.00
INVESTMENTS	.00	.00	.00	.00
BANK INVESTMENTS	.00	.00	.00	.00
CI&S GB MM	356,448.12	57,567.90	.00	414,016.02
FUND TOTALS	375,327.99	57,585.31	.00	432,913.30
2018 085 LAW ENFORC. CONSTRUCTION FUND	.00	.00	.00	.00
06 CONSTRUCTION & RENOVATION	6,595.28	5.60	.00	6,600.88
CASH OPERATING	.00	.00	.00	.00
C D INVESTMENT	.00	.00	.00	.00
INVESTMENTS	11,909.66	11.89	.00	11,921.55
CD INVESTMENTS	.00	.00	.00	.00
MAIN MONEY MARKET GB	.00	.00	.00	.00
FUND TOTALS	18,504.94	17.49	.00	18,522.43
2018 086 INTEREST & SINKING SERIES 2016	.00	.00	.00	.00
CASH OPERATING	3,679.17	3.39	.00	3,682.56
CD INVESTMENTS	.00	.00	.00	.00
RECEIVABLES	.00	.00	.00	.00
INVESTMENTS	.00	.00	.00	.00
BANK INVESTMENTS	.00	.00	.00	.00
CI&S GB MM	37,459.29	20,222.55	.00	57,681.84

ACCOUNT NAME	BEGINNING CASH BALANCE	CASH RECEIPTS	CASH DISBURSEMENTS	ENDING CASH BALANCE
FUND TOTALS	41,138.46	20,225.94	.00	61,364.40
2018 089 CDA DISCRETIONARY FUND				
CASH	7,775.75	346.86	9.00-	8,113.61
CASH-OPERATING	.00	.00	.00	.00
C D INVESTMENT	.00	.00	.00	.00
RECEIVABLES	.00	.00	.00	.00
FUND TOTALS	7,775.75	346.86	9.00-	8,113.61
2018 090 PAYROLL				
PAYROLL FUND	.00	.00	.00	.00
PAYROLL CASH	12,035.80	.00	.00	12,035.80
CASH OPERATING	.00	.00	.00	.00
FUND TOTALS	12,035.80	.00	.00	12,035.80
2018 096 GENERAL FIXED ASSETS				
CASH	.00	.00	.00	.00
LAND,BLDGS & IMPROVEMENTS	.00	.00	.00	.00
EQUIP,FURN, & FIXTURES	.00	.00	.00	.00
CAPITAL LEASE ASSETS (AUTOS)	.00	.00	.00	.00
CONSTRUCTION IN PROGRESS	.00	.00	.00	.00
FUND TOTALS	.00	.00	.00	.00
2018 097 GENERAL LONG TERM DEBT				
CASH	.00	.00	.00	.00
FUND TOTALS	.00	.00	.00	.00
GRAND TOTALS	8,280,859.05	3,684,203.17	3,565,521.33	8,399,541.69

FUND NAME	CHECKING ACCOUNT	CHECKING AMOUNT	TDOA ACCOUNT	TDOA AMOUNT	FUND TOTAL
2018 010 GENERAL FUND	MAIN	323,137.67	MAIN TDOA MAIN GB MM MAIN TCLAS	81,923.43 853,070.49 2,246,464.70	3,504,596.29
2018 011 DISTRICT & CO COURT@LAW FUNMAIN	MAIN	207,475.85-	MAIN TDOA MAIN GB MM		207,475.85-
2018 012 MAIN ROAD & BRIDGE	MAIN	88,608.30	MAIN TDOA MAIN GB MM MAIN TCLAS	40.12	88,648.42
2018 013 H.A.V.A.	MAIN	5,234.66	MAIN TDOA		5,234.66
2018 014 TOBACCO SETTLEMENT	MAIN	16,117.31	MAIN TDOA MAIN GB MM MAIN RR CD MAIN DC CD MAIN RR SV MAIN TX CD MAIN TX SV	56,776.36 286,067.73 241,796.35 241,580.37 15.23 140,953.32 25.00	983,331.67
2018 015 BEAR CK DISASTER DONATION BRCREEK	MAIN	10,032.87	MAIN TDOA MAIN GB MM	140,996.62 224,492.15	375,521.64
2018 017 ADULT PROBATION	MAIN	29,654.56	MAIN TDOA MAIN GB MM	107,049.83 225,094.69	361,799.08
2018 018 CASS CO RESTITUTION CENTER	MAIN	18,980.98	MAIN TDOA		18,980.98
2018 019 SATP TRACK III	MAIN	5,464.52	MAIN GB MM		5,464.52
2018 020 COMMUNITY SERVICE RESTITUTIMAIN	MAIN	73,934.85	MAIN TDOA MAIN GB MM MAIN TCLAS	72,331.94 398,129.40 405,048.08	949,444.27
2018 021 ROAD AND BRIDGE #1	MAIN	11,862.84-	MAIN TDOA MAIN GB MM MAIN TCLAS	82,079.79 179,762.57 150,271.09	400,250.61
2018 022 ROAD AND BRIDGE #2	MAIN	68,249.00	MAIN TDOA MAIN GB MM	27,256.33 277,029.25	372,534.58
2018 023 ROAD AND BRIDGE #3	MAIN	31,076.35-	MAIN TDOA MAIN GB MM	72,155.37 295,763.88	336,842.90
2018 024 ROAD AND BRIDGE #4	MAIN	36,418.79-	MAIN TDOA		36,418.79-
2018 025 AIP PROGRAM	MAIN		MAIN TDOA		
2018 026 CASS COUNTY RESOURCE RECOVERMAIN	MAIN		MAIN TDOA		
2018 027 COUNTY CLERK ARCHIVE FUND	MAIN	19,367.52-	MAIN TDOA		19,367.52-
2018 028 CASS COUNTY PARK	MAIN		MAIN TDOA		

FUND NAME	CHECKING ACCOUNT	CHECKING AMOUNT	TDOA ACCOUNT	TDOA AMOUNT	FUND TOTAL
2018 029 FEDERAL-ROAD IMPROVMT 071019MAIN	MAIN	1,789.38	MAIN TDOA	10,152.79	1,789.38
2018 030 LINDEN ENTERPRISE FUND	MAIN		MAIN TDOA MAIN GB MM		10,152.79
2018 031 EMG WATERSHED AG-7442-C-1100MAIN			MAIN TDOA		
2018 032 FEDERAL IMPROVEMENT 0711037 MAIN	MAIN	.47	MAIN TDOA		.47
2018 033 SATT PROGRAM	MAIN		MAIN TDOA		
2018 034 MENTAL HEALTH INITIATIVE PRGMMAIN		15,531.07	MAIN TDOA MAIN GB MM		15,531.07
2018 035 CIVIL CHILD SUPPORT PROGRAM MAIN		5,969.33	MAIN GB MM	47,500.00	53,469.33
2018 036 FEMA DR-1999-TX 2011 WILDFIRMAIN		9.96	MAIN TDOA		9.96
2018 037 HIGH RISK TREATMENT PROGRAM MAIN		21,363.21	MAIN TDOA MAIN GB MM		21,363.21
2018 038 BEAR CREEK FMAG 2965-2011 MAIN		2.08	MAIN TDOA MAIN GB MM	37,157.95	37,160.03
2018 039 TEXAS CDBG CONTRACT 713069 MAIN		9.73			9.73
2018 040 TEXAS CDBG CONTRACT 7216247 MAIN		149,892.73	MAIN GB MM	150,232.35	339.62
2018 041 LAW LIBRARY	MAIN	15,956.99			15,956.99
2018 042 INDIGENT DEFENSE GRANT (SB7)MAIN		2,311.84	MAIN TDOA MAIN GB MM	25,526.17	27,838.01
2018 043 DIST ATT, ESCROW ACCOUNT	MAIN	311.87	MAIN TDOA MAIN GB MM		311.87
2018 044 C.D.A.FORFEITURE ACCOUNT	MAIN	13,868.73	MAIN TDOA MAIN GB MM	39,423.45 15,428.20	68,720.38
2018 045 REGIONAL INTRASTATE TASK FORMAIN		898.12			898.12
2018 046 TASK FORCEEE PROGRAM INCOME MAIN		7,993.00	MAIN GB MM	35,489.70	43,482.70
2018 047 CDA-STATE FUNDS	MAIN	10,340.06			10,340.06
2018 048 TEXAS HISTORICAL GRANT	MAIN	3.94	MAIN GB MM	26,990.61	26,994.55
2018 050 ARK LA TEX SEIZ/FORFT.FUND MAIN		268.45			268.45
2018 051 CDA FORFEITURE FUNDS	MAIN	11,111.20	MAIN TDOA MAIN GB MM	10,295.44	21,406.64
2018 052 SHERIFF FEDERAL FORFEITURES MAIN		4,322.52	MAIN TDOA MAIN GB MM	21.19	4,343.71

FUND NAME	CHECKING ACCOUNT	CHECKING AMOUNT	TDOA ACCOUNT	TDOA AMOUNT	FUND TOTAL
2018 055 HOME GRANT PROJECTS 2017	MAIN	5,229.52-			5,229.52-
2018 060 MENTAL HEALTH PROGRAM # 4	MAIN		MAIN TDOA MAIN GB MM		
2018 061 AGGRESSIVE BEHAVIOR PROGRAM#MAIN	MAIN	4,595.29	MAIN TDOA MAIN GB MM		4,595.29
2018 062 CTIF-01-034 TXDOT GRANT	MAIN	727.64	MAIN GB MM		727.64
2018 063 CASS COUNTY DRUG COURT	MAIN	13,916.54	MAIN TDOA		13,916.54
2018 064 VETERANS PROGRAM	MAIN	15,219.25	MAIN TDOA MAIN GB MM		15,219.25
2018 065 FEMA 4269	MAIN	520.78	MAIN GB MM		520.78
2018 070 RIGHT OF WAY FUND	MAIN	10,632.46	MAIN TDOA MAIN GB MM	29,155.43 66,180.80	105,968.69
2018 072 CASS COUNTY FORESTRY FUND	MAIN	14,959.88	MAIN TDOA MAIN GB MM MAIN TX CD	47,215.57 121,373.61 100,680.89	284,229.95
2018 080 CASS COUNTY JAIL CONSTRUCTIOCC JAIL CO			CCJC-TDOA CC JAIL CD		
2018 081 CC JAIL INT & SINKING	CC JAILI&S		CCJIS-TDOA JAIL I&SCD		
2018 082 RESOURCE RECOVERY I&S	CC SW CONS		CCSWC-TDOA SW CONSTCD		
2018 083 RESOURCE RECOVERY INT&SINKINCC SW I&S			CCSWIS-TDO SW I&S CD		
2018 084 COMBINED INTEREST & SINKING CI&S		18,897.28	CI&S CI&S GB MM	414,016.02	432,913.30
2018 085 LAW ENFORC.CONSTRUCTION FUNDMAIN		6,600.88	MAIN TDOA MAIN GB MM	11,921.55	18,522.43
2018 086 INTEREST & SINKING SERIES 20CI&S		3,682.56	CI&S GB MM	57,681.84	61,364.40
2018 089 CDA DISCRETIONARY FUND	MAIN	8,113.61			8,113.61
2018 090 PAYROLL	PAYROLL	12,035.80			12,035.80
2018 096 GENERAL FIXED ASSETS					
2018 097 GENERAL LONG TERM DEBT					
TOTAL		346,924.04		8,052,617.65	8,399,541.69

CHECK ACCOUNT

ACCOUNT BALANCE - MAIN
ACCOUNT BALANCE - CI&S
ACCOUNT BALANCE - PAYROLL

CHECK

312,308.40
22,579.84
12,035.80

TOTAL

346,924.04

TDOA ACCOUNT

ACCOUNT BALANCE - MAIN TDOA
ACCOUNT BALANCE - MAIN GB MM
ACCOUNT BALANCE - MAIN TCLAS
ACCOUNT BALANCE - MAIN RR CD
ACCOUNT BALANCE - MAIN DC CD
ACCOUNT BALANCE - MAIN RR SV
ACCOUNT BALANCE - MAIN TX CD
ACCOUNT BALANCE - MAIN TX SV
ACCOUNT BALANCE - CI&S GB MM

TDOA

793,811.84
3,260,272.92
2,801,783.87
241,796.35
241,580.37
241,634.21
25.00
471,697.86

TOTAL

8,052,617.65

**TEXPOOL INVESTMENTS
FOR THE MONTH OF DECEMBER, 2017**

FUND	BEGINNING BALANCE	INTEREST & PURCHASES	DECREASE	BOOK VALUE
General	81,841.58	81.85	-	81,923.43
Jury	-	-	-	-
Main R & B	-	-	-	-
Tobacco Settlement	56,719.69	56.67	-	56,776.36
Juvenile Probation	140,855.89	140.73	-	140,996.62
Adult Probation	106,942.98	106.85	-	107,049.83
R & B # 1	72,259.75	72.19	-	72,331.94
R & B # 2	81,997.87	81.92	-	82,079.79
R & B # 3	27,229.13	27.20	-	27,256.33
R & B # 4	72,083.35	72.02	-	72,155.37
Federal Road Improvmt	-	-	-	-
Indigent Defense Grant	25,500.70	25.47	-	25,526.17
CDA Forfeiture	39,384.10	39.35	-	39,423.45
Right of Way	29,126.33	29.10	-	29,155.43
Forestry	47,168.45	47.12	-	47,215.57
Construction & Renovation	11,909.66	11.89	-	11,921.55
TOTAL	793,019.48	792.36	-	793,811.84

Attached is a letter from TexPool stating the book and market value of their funds.

RESPECTFULLY SUBMITTED THIS 23RD DAY OF JANUARY, 2018.

Donna Early

DONNA EARLY
CASS COUNTY TREASURER

**GUARANTY BANK AND TRUST GENERAL MM
FOR THE MONTH OF DECEMBER, 2017**

FUND	BEGINNING BALANCE	INTEREST & PURCHASES	DECREASE	BOOK VALUE
General	1,260,070.28	410,169.01	817,168.80	853,070.49
Main R & B	40.09	0.03	-	40.12
Tobacco	285,790.16	277.57	-	286,067.73
Juvenile Probation	224,274.33	217.82	-	224,492.15
Adult Probation	209,843.13	30,251.56	15,000.00	225,094.69
SATP Track III	-	-	-	-
R & B 1	356,764.65	50,364.75	9,000.00	398,129.40
R & B 2	154,607.56	45,155.01	20,000.00	179,762.57
R & B 3	260,771.66	26,257.59	10,000.00	277,029.25
R & B 4	263,494.15	40,269.73	8,000.00	295,763.88
Linden Enterprise Fund	10,142.95	9.84	-	10,152.79
Civil Child Support Prgm.	47,500.00	-	-	47,500.00
High Risk Treatment Prgm.	10,000.00	-	10,000.00	-
Bear Creek FMAG 2965-2011	37,121.90	36.05	-	37,157.95
TX CDBG CONTRACT 7216247	150,086.58	145.77	-	150,232.35
Indigent Defense Grant	35,614.28	-	35,614.28	-
CDA Forfeiture Account	15,413.24	14.96	-	15,428.20
Task Force PI	35,455.27	34.43	-	35,489.70
Texas Historical Grant	26,964.43	26.18	-	26,990.61
CDA Forfeiture Funds	10,285.46	9.98	-	10,295.44
Sheriff Federal Forfeiture	21.17	0.02	-	21.19
CTIF-01-034 TXDOT Grant	159.10	-	159.10	0.00
FEMA 4269	57.82	-	57.82	0.00
Right of Way	66,116.59	64.21	-	66,180.80
Cass County Forestry	121,255.84	117.77	-	121,373.61
TOTAL	3,581,850.64	603,422.28	925,000.00	3,260,272.92

**GUARANTY BANK AND TRUST CI&S MM
FOR THE MONTH OF DECEMBER, 2017**

FUND	BEGINNING BALANCE	INTEREST & PURCHASES	DECREASE	BOOK VALUE
Combined I&S Series 2015	356,448.12	57,567.90	-	414,016.02
I&S Series 2016	37,459.29	20,222.55	-	57,681.84
TOTAL	393,907.41	77,790.45	-	471,697.86

BALANCE ALL MM ACCOUNTS **3,731,970.78**

RESPECTFULLY SUBMITTED THIS 23RD DAY OF JANUARY, 2018.


 DONNA EARLY
 CASS COUNTY TREASURER

**GUARANTY BANK AND TRUST ALL ACCOUNTS
FOR THE MONTH OF DECEMBER, 2017**

Attached is a list of balances for all funds in Guaranty Bank and Trust under the Federal ID Number for Cass County and a copy of the pledged securities listing book and market value.

BALANCE ALL ACCOUNTS	6,515,237.44
FDIC INSURANCE	500,000.00
BOOK VALUE	7,184,856.00
MARKET VALUE PLEDGED	7,182,762.12
PLEDGED EXCESS	1,167,524.68

RESPECTFULLY SUBMITTED THIS 23RD DAY OF JANUARY, 2018.


DONNA EARLY
CASS COUNTY TREASURER

**TEXAS CLASS INVESTMENTS
FOR THE MONTH OF DECEMBER, 2017**

FUND	BEGINNING BALANCE	INTEREST & PURCHASES	DECREASE	BOOK VALUE
General	2,243,790.33	2,674.37	-	2,246,464.70
Main R & B	-	-	-	-
R & B 1	404,565.89	482.19	-	405,048.08
R & B 2	150,092.20	178.89	-	150,271.09
TOTAL	2,798,448.42	3,335.45	-	2,801,783.87

Attached is a letter from Texas CLASS stating the book and market value of their funds.

RESPECTFULLY SUBMITTED THIS 23RD DAY OF JANUARY, 2018.

Donna Early-ar

DONNA EARLY
CASS COUNTY TREASURER

**RED RIVER FEDERAL CREDIT UNION SAVINGS
FOR THE MONTH OF DECEMBER, 2017**

FUND	BEGINNING BALANCE	INTEREST & PURCHASES	DECREASE	BOOK VALUE
Tobacco	15.22	0.01	-	15.23
TOTAL	15.22	0.01	-	15.23

**RED RIVER FEDERAL CREDIT UNION CD
FOR THE MONTH OF DECEMBER, 2017**

FUND	BEGINNING	INTEREST &	DECREASE	BOOK VALUE
Tobacco	241,509.19	287.16	-	241,796.35
TOTAL	241,509.19	287.16	-	241,796.35

BALANCE ALL ACCOUNTS **241,811.58**
 NCUA INSURANCE **241,811.58**

Attached is a list of balances for all county funds in the Red River Federal Credit Union.

RESPECTFULLY SUBMITTED THIS 23RD DAY OF JANUARY, 2018.

Donna Early


 DONNA EARLY
 CASS COUNTY TREASURER

**DOMINO FEDERAL CREDIT UNION CD
FOR THE MONTH OF DECEMBER, 2017**

FUND	BEGINNING BALANCE	INTEREST & PURCHASES	DECREASE	BOOK VALUE
Tobacco	241,324.17	256.20	-	241,580.37
TOTAL	241,324.17	256.20	-	241,580.37
BALANCE ALL ACCOUNTS	241,580.37			
NCUA INSURANCE	241,580.37			

Attached is a list of balances for all county funds in the Domino Federal Credit Union.

RESPECTFULLY SUBMITTED THIS 23RD DAY OF JANUARY, 2018.


DONNA EARLY
CASS COUNTY TREASURER

**TEXAR FEDERAL CREDIT UNION SAVINGS
FOR THE MONTH OF DECEMBER, 2017**

FUND	BEGINNING BALANCE	INTEREST & PURCHASES	DECREASE	BOOK VALUE
Tobacco	25.00	-	-	25.00
TOTAL	25.00	-	-	25.00

**TEXAR FEDERAL CREDIT UNION CD
FOR THE MONTH OF DECEMBER, 2017**

FUND	BEGINNING BALANCE	INTEREST & PURCHASES	DECREASE	BOOK VALUE
Tobacco	140,744.13	209.19	-	140,953.32
Cass County Forestry	100,531.47	149.42	-	100,680.89
TOTAL	241,275.60	358.61	-	241,634.21

BALANCE ALL ACCOUNTS **241,659.21**
 NCUA INSURANCE **241,634.21**

Attached is a list of balances for all county funds in the TEXAR Federal Credit Union.

RESPECTFULLY SUBMITTED THIS 23RD DAY OF JANUARY, 2018.

Donna Early

 DONNA EARLY
 CASS COUNTY TREASURER