

Cass County Treasurer's Report

February
2017

**THE CASS COUNTY TREASURER'S REPORT OF RECEIPTS
FOR THE MONTH OF FEBRUARY, 2017**

Source	2016	2017
Justice of Peace #1	15,733.69	13,311.69
Justice of Peace #2	5,902.80	3,528.65
Justice of Peace #3	17,547.20	21,794.30
Justice of Peace #4	7,834.90	6,952.60
Constables	225.00	-
County Clerk	26,254.84	35,437.72
District Clerk	32,642.78	23,915.15
Cass County Sheriff	1,089.00	707.51
Tax Collector	3,287,985.31	3,492,824.91
State of Texas	128,144.34	10,591.11
State of Texas Reimb	30,987.99	32,135.98
Forfeiture/Seizures	-	-
U.S. Treasury	-	-
Interest	3,738.56	6,496.94
Royalties	-	275.72
Cass County Park	-	-
Sales	42.30	-
Miscellaneous	1,777.64	1,900.18
Miscellaneous Reimb	2,402.97	6,185.86
Transferred Funds	-	-
Sub-Total	3,562,309.32	3,656,058.32
AIP Program	-	-
DOEP	-	-
Juvenile Probation	-	22,391.00
Adult Probation	46,893.36	38,381.00
Others/Miscellaneous	9,295.92	7,470.45
State/Others	43,654.98	-
CDA Discretionary	331.58	447.02
Sub-Total	100,175.84	68,689.47
Grand Total	3,662,485.16	3,724,747.79

NET SALARY

323,025.51

336,742.29

RESPECTFULLY SUBMITTED,



DONNA EARLY
CASS COUNTY TREASURER

**THE CASS COUNTY TREASURER'S REPORT
OF RECEIPTS AND DISBURSEMENTS
FOR THE MONTH OF FEBRUARY, 2017**

FUND	BEG. BAL.	RECEIVED	DISBURSED	BALANCE
General	4,633,610.18	11,061,791.82	9,631,543.70	6,063,858.30
Jury Fund	(219,516.77)	167,748.02	45,982.22	(97,750.97)
Main R & B	157,970.24	1,453,662.76	844,670.49	766,962.51
H.A.V.A.	5,196.41	2.83	-	5,199.24
TOBACCO SETTLEMENT	966,450.74	815.73	-	967,266.47
R & B 1	694,204.61	116,622.92	87,322.94	723,504.59
R & B 2	384,626.82	127,021.80	119,362.04	392,286.58
R & B 3	171,364.38	93,836.98	85,511.04	179,690.32
R & B 4	237,108.70	88,556.70	70,857.00	254,808.40
CO. CLERK ARCHIVE FUND	-	-	-	-
CC PARK	(1,954.85)	-	322.22	(2,277.07)
FEDERAL ROAD IMPROVMT	1,776.36	0.96	-	1,777.32
LINDEN ENTERPRISE FUND	10,073.42	4.00	-	10,077.42
FEDERAL IMPROVMT 0711037	0.47	-	-	0.47
FEMA DR-1999 TX 2011 WF	9.96	-	-	9.96
BEAR CREEK FMAG 2965-2011	36,868.33	15.17	-	36,883.50
TEXAS CDBG CONT. 713069	9.73	-	-	9.73
LAW LIBRARY	(10,408.09)	805.00	1,160.66	(10,763.75)
CDA ESCROW	309.64	0.16	-	309.80
CDA FORFEITURE	67,857.71	29.97	980.05	66,907.63
TEXAS HISTORICAL GRANT	26,781.45	11.64	-	26,793.09
ARK LA TEX SEIZ/FORFT	(268.45)	-	-	(268.45)
CDA FEDERAL FORFEITURE	21,244.92	10.06	-	21,254.98
SHERIFF FED FORFT	4,312.03	2.34	-	4,314.37
CTIF 01-034 TXDOT GRANT	224,833.47	20,093.69	20,000.00	224,927.16
FEMA 4269	95,120.47	20,042.99	20,000.00	95,163.46
RIGHT OF WAY	100,657.59	42,356.04	40,000.00	103,013.63
FORESTRY FUND	281,369.92	183.34	-	281,553.26
COMBINED I & S	438,288.32	618,362.08	776,350.00	280,300.40
CONST & RENOVATION	18,377.34	8.64	-	18,385.98
I & S 2016	53,789.81	91,729.31	15,639.26	129,879.86
PAYROLL	12,035.80	-	-	12,035.80
SUB TOTAL	8,412,100.66	13,903,714.95	11,759,701.62	10,556,113.99
JUVENILE PROB	377,376.78	37,541.31	60,779.60	354,138.49
ADULT PROB	348,336.90	60,189.21	76,194.28	332,331.83
NETRC	651.57	-	-	651.57
SATP TRACK III	18,682.28	15,000.00	25,147.17	8,535.11
COMM SVC RESTITUTION	10,804.07	-	3,974.51	6,829.56
AIP PROGRAM	(36,048.79)	-	90.00	(36,138.79)
MENTAL HEALTH INT. PRG.	12,844.37	-	5,878.29	6,966.08
CIVIL CHILD SUPPORT PRG.	58,379.33	860.00	-	59,239.33
HIGH RISK TREATMENT PRG	27,900.68	-	8,514.54	19,386.14
INDIGENT DEFENSE	57,561.58	7,860.92	-	65,422.50
TASK FORCE	891.60	0.48	-	892.08
TASK FORCE PI	43,146.62	18.31	-	43,164.93
CDA STATE FUNDS	8,345.70	3.89	3,321.22	5,028.37
MENTAL HEALTH INT. PRG. 4	-	-	-	-
AGGRESSIVE BEHAVIOR PRG. 4	1,551.70	-	1,011.44	540.26
CDA DISCRETIONARY	7,577.55	451.33	81.19	7,947.69
SUB TOTAL	938,001.94	121,925.45	184,992.24	874,935.15
GRAND TOTAL	9,350,102.60	14,025,640.40	11,944,693.86	11,431,049.14

RESPECTFULLY SUBMITTED,

Donna Early
DONNA EARLY
CASS COUNTY TREASURER

THE CASS COUNTY TREASURER'S REPORT
OF RECEIPTS AND DISBURSEMENTS
FOR THE MONTH OF FEBRUARY, 2017


CERTIFICATION

WE, THE UNDERSIGNED, certify that we have actually and fully inspected and counted all actual cash and assets in the hands of said Treasurer for the period beginning February 1, 2017 and ending February 28, 2017, and find the same to be true and correct, and order same to be entered upon the minutes of said court as required by Local Government Code, Sec. 114.026.

WITNESS OUR HAND, OFFICIALLY THIS 28TH DAY OF MARCH, 2017.



COMMISSIONER, PRECINCT 1



COMMISSIONER, PRECINCT 3



COMMISSIONER, PRECINCT 2




COMMISSIONER, PRECINCT 4



COUNTY JUDGE

SWORN TO AND SUBSCRIBED BY EACH OF THE ABOVE; RESPECTIVELY, THIS 28TH DAY OF MARCH, 2017.



COUNTY CLERK

ACCOUNT NAME	BEGINNING CASH BALANCE	CASH RECEIPTS	CASH DISBURSEMENTS	ENDING CASH BALANCE
2017 010 GENERAL FUND				
CASH	876,932.29	7,708,260.80	8,481,543.70	103,649.39
CASH-OPERATING	.00	.00	.00	.00
RECEIVABLES	.00	.00	.00	.00
TEXPOOL INVESTMENTS	81,256.61	34.90	.00	81,291.51
CD INVESTMENT	.00	.00	.00	.00
GB MONEY MARKET	2,660,085.00	1,351,303.23	1,150,000.00	2,861,388.23
LAND, BUILDINGS & IMPROVEMENTS	.00	.00	.00	.00
EQUIPMENT, FURNITURE & FIXTURES	.00	.00	.00	.00
TCCLASS MONEY MARKET	1,015,336.28	2,002,192.89	.00	3,017,529.17
FUND TOTALS	4,633,610.18	11,061,791.82	9,631,543.70	6,063,858.30
2017 011 DISTRICT & CO COURTO&LAW FUND				
DISTRICT AND CO COURTO&LAW CASH	219,516.77	167,748.02	45,982.22	97,750.97
CASH-OPERATING	.00	.00	.00	.00
C D INVESTMENT	.00	.00	.00	.00
RECEIVABLES	.00	.00	.00	.00
INVESTMENTS	.00	.00	.00	.00
CD INVESTMENT	.00	.00	.00	.00
MAIN GB MONEY MARKET	.00	.00	.00	.00
FUND TOTALS	219,516.77	167,748.02	45,982.22	97,750.97
2017 012 MAIN ROAD & BRIDGE				
CASH-MAIN R&B OPERATING	157,970.24	803,404.40	844,670.49	116,704.15
MAIN-CASH OPERATING	.00	.00	.00	.00
C D INVESTMENT	.00	.00	.00	.00
RECEIVABLES	.00	.00	.00	.00
INVESTMENTS	.00	.00	.00	.00
CD INVESTMENT	.00	.00	.00	.00
MAIN GB MONEY MARKET	.00	650,258.36	.00	650,258.36
FUND TOTALS	157,970.24	1,453,662.76	844,670.49	766,962.51
2017 013 H.A.V.A.				
CASH	5,196.41	2.83	.00	5,199.24
CASH-OPERATING	.00	.00	.00	.00
RECEIVABLES	.00	.00	.00	.00
INVESTMENTS	.00	.00	.00	.00
FUND TOTALS	5,196.41	2.83	.00	5,199.24
2017 014 TOBACCO SETTLEMENT				
TOBACCO SETTLEMENT	.00	.00	.00	.00
CASH	22,961.15	12.52	.00	22,973.67
CASH-OPERATING	.00	.00	.00	.00
C.D. INVESTMENT	.00	.00	.00	.00
RECEIVABLES	.00	.00	.00	.00
INVESTMENTS	56,314.77	24.15	.00	56,338.92
TOBACCO SETTLEMENT INVEST	.00	.00	.00	.00
GB MONEY MARKET	253,435.23	100.73	.00	253,535.96
MAIN RR CD	246,743.52	331.24	.00	247,074.76
MAIN DC CD	244,054.04	194.71	.00	244,248.75
MAIN RR SV	15.19	.00	.00	15.19
MAIN TEXAR CD	142,901.84	152.38	.00	143,054.22
MAIN TEXAR SV	25.00	.00	.00	25.00
FUND TOTALS	966,450.74	815.73	.00	967,266.47
2017 015 BEAR CK DISASTER DONATION				
CASH-BEAR CK DISASTER DONATION	.00	.00	.00	.00

ACCOUNT NAME	BEGINNING CASH BALANCE	CASH RECEIPTS	CASH DISBURSEMENTS	ENDING CASH BALANCE
2017 016 JUVENILE PROBATION				
CASH - JUVENILE PROBATION	39,596.31	37,404.30	45,779.60	31,221.01
CASH-OPERATING	.00	.00	.00	.00
C D INVESTMENT	.00	.00	.00	.00
RECEIVABLES	139,850.27	59.97	.00	139,910.24
INVESTMENTS	.00	.00	.00	.00
CD INVESTMENT	.00	.00	.00	.00
GB MONEY MARKET	197,930.20	77.04	15,000.00	183,007.24
FUND TOTALS	377,376.78	37,541.31	60,779.60	354,138.49
2017 017 ADULT PROBATION				
CASH OPERATING-ADULT	36,261.63	60,036.85	61,194.28	35,104.20
CASH-OPERATING	.00	.00	.00	.00
C D INVESTMENT	.00	.00	.00	.00
RECEIVABLES	.00	.00	.00	.00
INVESTMENTS	106,179.49	45.53	.00	106,225.02
CD INVESTMENT	.00	.00	.00	.00
GB MONEY MARKET	205,895.78	106.83	15,000.00	191,002.61
FUND TOTALS	348,336.90	60,189.21	76,194.28	332,331.83
2017 018 CASS CO RESTITUTION CENTER				
RESTITUTION CENTER	.00	.00	.00	.00
CASH OPERATING-RESTITUTION CEN	651.57	.00	.00	651.57
CASH TO OPEN FNB BANK ACCT.	.00	.00	.00	.00
RECEIVABLES	.00	.00	.00	.00
INVESTMENTS	.00	.00	.00	.00
C D INVESTMENT	.00	.00	.00	.00
CD INVESTMENT	.00	.00	.00	.00
FUND TOTALS	651.57	.00	.00	651.57
2017 019 SATP TRACK III				
CASH	3,682.28	15,000.00	10,147.17	8,535.11
CASH-OPERATING	.00	.00	.00	.00
RECEIVABLES	.00	.00	.00	.00
CD INVESTMENTS	.00	.00	.00	.00
GB MONEY MARKET	15,000.00	.00	15,000.00	.00
FUND TOTALS	18,682.28	15,000.00	25,147.17	8,535.11
2017 020 COMMUNITY SERVICE RESTITUTION				
CASH OPERATING-CSR	10,804.07	.00	3,974.51	6,829.56
CASH-OPERATING	.00	.00	.00	.00
RECEIVABLES	.00	.00	.00	.00
CD INVESTMENTS	.00	.00	.00	.00
GB MONEY MARKET	.00	.00	.00	.00
FUND TOTALS	10,804.07	.00	3,974.51	6,829.56
2017 021 ROAD AND BRIDGE #1				
CASH-ROAD & BRIDGE#1 OPERATING	11,427.04	82,333.08	62,322.94	8,583.10
CASH-OPERATING	.00	.00	.00	.00
C D INVESTMENT	.00	.00	.00	.00
RECEIVABLES	.00	.00	.00	.00
INVESTMENTS	71,743.90	30.76	.00	71,774.66
CD INVESTMENT	.00	.00	.00	.00
MAIN GB MONEY MARKET	633,887.75	34,259.08	25,000.00	643,146.83

ACCOUNT NAME	BEGINNING CASH BALANCE	CASH RECEIPTS	CASH DISBURSEMENTS	ENDING CASH BALANCE
FUND TOTALS	694,204.61	116,622.92	87,322.94	723,504.59
2017 022 ROAD AND BRIDGE #2	12,048.51	96,859.20	76,362.04	8,448.65
CASH - R4B #2 OPERATING	.00	.00	.00	.00
CASH-OPERATING	.00	.00	.00	.00
C D INVESTMENT	.00	.00	.00	.00
RECEIVABLES	.00	.00	.00	.00
INVESTMENTS	81,412.49	34.91	.00	81,447.40
CD INVESTMENT	.00	.00	.00	.00
GB MONEY MARKET	315,262.84	30,127.69	43,000.00	302,390.53
FUND TOTALS	384,626.82	127,021.80	119,362.04	392,286.58
2017 023 ROAD AND BRIDGE #3	28,933.47	47,768.18	67,511.04	9,190.61
CASH - ROAD & BRIDGE #3 OPER	.00	.00	.00	.00
CASH-OPERATING	.00	.00	.00	.00
C D INVESTMENT	.00	.00	.00	.00
RECEIVABLES	.00	.00	.00	.00
INVESTMENTS	27,034.76	11.59	.00	27,046.35
CD INVESTMENT	.00	.00	.00	.00
GB MONEY MARKET	115,396.15	46,957.21	18,000.00	143,453.36
FUND TOTALS	171,364.38	93,836.98	85,511.04	179,690.32
2017 024 ROAD AND BRIDGE #4	18,087.82	48,457.36	56,857.00	9,688.18
CASH-ROAD & BRIDGE#4 OPERAT.	.00	.00	.00	.00
CASH-OPERATING	.00	.00	.00	.00
C D INVESTMENT	.00	.00	.00	.00
RECEIVABLES	.00	.00	.00	.00
INVESTMENTS	71,568.76	30.69	.00	71,599.45
CD INVESTMENT	.00	.00	.00	.00
MAIN GB MONEY MARKET	147,452.12	40,068.65	14,000.00	173,520.77
FUND TOTALS	237,108.70	88,556.70	70,857.00	254,808.40
2017 025 AIP PROGRAM	36,048.79	.00	90.00	36,138.79
CASH-	.00	.00	.00	.00
CASH-OPERATING	.00	.00	.00	.00
CD INVESTMENTS	.00	.00	.00	.00
RECEIVABLES	.00	.00	.00	.00
INVESTMENTS	.00	.00	.00	.00
C D INVESTMENT	.00	.00	.00	.00
FUND TOTALS	36,048.79	.00	90.00	36,138.79
2017 026 CASS COUNTY RESOURCE RECOVERY	.00	.00	.00	.00
CASS CO. RESOURCE REC/ CASH	.00	.00	.00	.00
RECEIVABLES	.00	.00	.00	.00
INVESTMENTS	.00	.00	.00	.00
FUND TOTALS	.00	.00	.00	.00
2017 027 COUNTY CLERK ARCHIVE FUND	.00	.00	.00	.00
PRESERVATION- CASH ACCT.	.00	.00	.00	.00
FUND TOTALS	.00	.00	.00	.00
2017 028 CASS COUNTY PARK	.00	.00	.00	.00
CASS COUNTY PARKS	.00	.00	.00	.00
CASH OPERATING - CC PARKS	1,954.85	.00	322.22	2,277.07
CASH-OPERATING	.00	.00	.00	.00
INVESTMENTS	.00	.00	.00	.00
FUND TOTALS	1,954.85	.00	322.22	2,277.07

ACCOUNT NAME	BEGINNING CASH BALANCE	CASH RECEIPTS	CASH DISBURSEMENTS	ENDING CASH BALANCE
2017 029 FEDERAL-ROAD IMPROVMT 0710197				
CASH-				
CASH OPERATING	1,776.36	.96	.00	1,777.32
RECEIVABLES-ROAD IMPROVEMENT	.00	.00	.00	.00
INVESTMENTS-ROAD IMPROVEMENT	.00	.00	.00	.00
INVESTMENTS-ROAD IMPROV	.00	.00	.00	.00
FUND TOTALS	<u>1,776.36</u>	<u>.96</u>	<u>.00</u>	<u>1,777.32</u>
2017 030 LINDEN ENTERPRISE FUND				
CASH	.00	.00	.00	.00
CASH-OPERATING	.00	.00	.00	.00
INVESTMENTS	.00	.00	.00	.00
CD INVESTMENTS	.00	.00	.00	.00
MONEY MARKET GB	10,073.42	4.00	.00	10,077.42
FUND TOTALS	<u>10,073.42</u>	<u>4.00</u>	<u>.00</u>	<u>10,077.42</u>
2017 031 EMG WATERSHED AG-7442-C-110010				
CASH	.00	.00	.00	.00
RECEIVABLES	.00	.00	.00	.00
INVESTMENTS-ROAD IMPROVEMENT	.00	.00	.00	.00
INVESTMENTS	.00	.00	.00	.00
FUND TOTALS	<u>.00</u>	<u>.00</u>	<u>.00</u>	<u>.00</u>
2017 032 FEDERAL IMPROVEMENT 0711037				
CASH	.47	.00	.00	.47
RECEIVABLES	.00	.00	.00	.00
INVESTMENTS	.00	.00	.00	.00
INVESTMENTS	.00	.00	.00	.00
FUND TOTALS	<u>.47</u>	<u>.00</u>	<u>.00</u>	<u>.47</u>
2017 033 SATT PROGRAM				
CASH	.00	.00	.00	.00
CD INVESTMENTS	.00	.00	.00	.00
RECIEVABLES	.00	.00	.00	.00
INVESTMENTS	.00	.00	.00	.00
CD INVESTMENTS	.00	.00	.00	.00
FUND TOTALS	<u>.00</u>	<u>.00</u>	<u>.00</u>	<u>.00</u>
2017 034 MENTAL HEALTH INITIATIVE PRG				
CASH	12,844.37	.00	5,878.29	6,966.08
CASH-OPERATING	.00	.00	.00	.00
CD INVESTMENTS	.00	.00	.00	.00
RECIEVABLES	.00	.00	.00	.00
INVESTMENTS	.00	.00	.00	.00
CD INVESTMENTS	.00	.00	.00	.00
MONEY MARKET GB	.00	.00	.00	.00
FUND TOTALS	<u>12,844.37</u>	<u>.00</u>	<u>5,878.29</u>	<u>6,966.08</u>
2017 035 CIVIL CHILD SUPPORT PROGRAM				
CASH	21,379.33	860.00	.00	22,239.33
CASH-OPERATING	.00	.00	.00	.00
CD INVESTMENTS	.00	.00	.00	.00
RECEIVABLES	.00	.00	.00	.00
CD INVESTMENTS	.00	.00	.00	.00
GB MONEY MARKET	37,000.00	.00	.00	37,000.00
FUND TOTALS	<u>58,379.33</u>	<u>860.00</u>	<u>.00</u>	<u>59,239.33</u>

ACCOUNT NAME	BEGINNING CASH BALANCE	CASH RECEIPTS	CASH DISBURSEMENTS	ENDING CASH BALANCE
2017 036 FEMA DR-1999-TX 2011 WILDFIRES				
CASH- 1999 FEMA WILDFIRES	9.96	.00	.00	9.96
RECEIVABLES	.00	.00	.00	.00
INVESTMENTS	.00	.00	.00	.00
INTEREST DISTRIBUTION	.00	.00	.00	.00
FUND TOTALS	9.96	.00	.00	9.96
2017 037 HIGH RISK TREATMENT PROGRAM				
CASH	12,900.68	.00	8,514.54	4,386.14
CASH-OPERATING	.00	.00	.00	.00
CD INVESTMENTS	.00	.00	.00	.00
RECEIVABLES	.00	.00	.00	.00
INVESTMENTS	.00	.00	.00	.00
GB, MONEY MARKET	15,000.00	.00	.00	15,000.00
FUND TOTALS	27,900.68	.00	8,514.54	19,386.14
2017 038 BEAR CREEK FMAG 2365-2011				
CASH	3,566.47	1.94	.00	3,568.41
CASH-OPERATING	.00	.00	.00	.00
RECEIVABLES	.00	.00	.00	.00
CD INVESTMENTS	.00	.00	.00	.00
INVESTMENTS	.00	.00	.00	.00
MONEY MARKET GB	33,301.86	13.23	.00	33,315.09
FUND TOTALS	36,868.33	15.17	.00	36,883.50
2017 039 TEXAS CDBG CONTRACT 713069				
CASH	9.73	.00	.00	9.73
RECEIVABLES	.00	.00	.00	.00
INVESTMENTS	.00	.00	.00	.00
INVESTMENTS	.00	.00	.00	.00
FUND TOTALS	9.73	.00	.00	9.73
2017 041 LAW LIBRARY				
CASH - LAW LIBRARY OPERATING	10,408.09	805.00	1,160.66	10,763.75
CASH-OPERATING	.00	.00	.00	.00
C D INVESTMENT	.00	.00	.00	.00
RECEIVABLES	.00	.00	.00	.00
CD INVESTMENT	.00	.00	.00	.00
FUND TOTALS	10,408.09	805.00	1,160.66	10,763.75
2017 042 INDIGENT DEFENSE GRANT (SB7)				
INDIGENT DEFENSE GRANT (SB7)	.00	.00	.00	.00
CASH-INDIGENT DEFENSE	26,762.22	7,847.90	.00	34,610.12
CASH-OPERATING	.00	.00	.00	.00
CD INVESTMENT	.00	.00	.00	.00
RECEIVABLES	.00	.00	.00	.00
INVESTMENTS	25,318.70	10.85	.00	25,329.55
TEXPOOL INVESTMENTS	.00	.00	.00	.00
BANK INVESTMENTS	.00	.00	.00	.00
MONEY MARKET GB	5,480.66	2.17	.00	5,482.83
FUND TOTALS	57,561.58	7,860.92	.00	65,422.50
2017 043 DIST ATT, ESCROW ACCOUNT				
DIST ATT, ESCROW ACCOUNT	.00	.00	.00	.00
DIST ATT, ESCROW ACCOUNT	309.64	.16	.00	309.80
CASH OPERATING-DA ESCROW ACCT				

ACCOUNT NAME	BEGINNING CASH BALANCE	CASH RECEIPTS	CASH DISBURSEMENTS	ENDING CASH BALANCE
CASH OPERATING	.00	.00	.00	.00
C D INVESTMENT	.00	.00	.00	.00
RECEIVABLES	.00	.00	.00	.00
INVESTMENTS	.00	.00	.00	.00
CD INVESTMENT	.00	.00	.00	.00
MONEY MARKET GB	.00	.00	.00	.00
FUND TOTALS	309.64	1.16	.00	309.80

2017 044 C.D.A. FORFEITURE ACCOUNT	BEGINNING CASH BALANCE	CASH RECEIPTS	CASH DISBURSEMENTS	ENDING CASH BALANCE
C.D.A. FORFEITURE ACCOUNT	.00	.00	.00	.00
CASH OPERATING-CDA FORFEITURE	13,447.21	7.13	980.05	12,474.29
CASH OPERATING	.00	.00	.00	.00
C D INVESTMENT	.00	.00	.00	.00
RECEIVABLES	.00	.00	.00	.00
INVESTMENTS	39,102.97	16.76	.00	39,119.73
CD INVESTMENT	.00	.00	.00	.00
GB MONEY MARKET	15,307.53	6.08	.00	15,313.61
FUND TOTALS	67,857.71	29.97	980.05	66,907.63

2017 045 REGIONAL INTRASTATE TASK FORCE	BEGINNING CASH BALANCE	CASH RECEIPTS	CASH DISBURSEMENTS	ENDING CASH BALANCE
ARK-LA-TEX NARC TASK FORCE	.00	.00	.00	.00
REGIONAL TASK FRC CASH	891.60	.48	.00	892.08
CASH OPERATING	.00	.00	.00	.00
C D INVESTMENTS	.00	.00	.00	.00
RECEIVABLES	.00	.00	.00	.00
INVESTMENTS	.00	.00	.00	.00
CD INVESTMENTS	.00	.00	.00	.00
FUND TOTALS	891.60	.48	.00	892.08

2017 046 TASK FORCE PROGRAM INCOME	BEGINNING CASH BALANCE	CASH RECEIPTS	CASH DISBURSEMENTS	ENDING CASH BALANCE
TASK FORCE PROGRAM INCOME	.00	.00	.00	.00
TF PROGRAM INCOME-CASH	7,934.59	4.32	.00	7,938.91
CASH OPERATING	.00	.00	.00	.00
CD INVESTMENTS	.00	.00	.00	.00
RECEIVABLES	.00	.00	.00	.00
TF-PI INVESTMENTS	.00	.00	.00	.00
INVESTMENTS	.00	.00	.00	.00
MONEY MARKET	35,212.03	13.99	.00	35,226.02
FUND TOTALS	43,146.62	18.31	.00	43,164.93

2017 047 CDA-STATE FUNDS	BEGINNING CASH BALANCE	CASH RECEIPTS	CASH DISBURSEMENTS	ENDING CASH BALANCE
CDA STATE FUNDS	.00	.00	.00	.00
CASH	8,345.70	3.89	3,321.22	5,028.37
CASH OPERATING	.00	.00	.00	.00
CD INVESTMENTS	.00	.00	.00	.00
INVESTMENTS	.00	.00	.00	.00
CD INVESTMENTS	.00	.00	.00	.00
FUND TOTALS	8,345.70	3.89	3,321.22	5,028.37

2017 048 TEXAS HISTORICAL GRANT	BEGINNING CASH BALANCE	CASH RECEIPTS	CASH DISBURSEMENTS	ENDING CASH BALANCE
TEXAS HISTORICAL GRANT	.00	.00	.00	.00
CASH	6,751.13	3.68	.00	6,754.81
CASH-OPERATING	.00	.00	.00	.00
CD INVESTMENTS	.00	.00	.00	.00
RECEIVABLES	.00	.00	.00	.00
CD INVESTMENTS	.00	.00	.00	.00
GB MONEY MARKET	20,030.32	7.96	.00	20,038.28

ACCOUNT NAME	BEGINNING CASH BALANCE	CASH RECEIPTS	CASH DISBURSEMENTS	ENDING CASH BALANCE
2017 050 ARK LA TEX SEIZ/FORFT.FUND				
ARK-LA-TEX FORF/SEIZ.	26,781.45	11.64	.00	26,793.09
CASH	.00	.00	.00	.00
CASH OPERATING	268.45	.00	.00	268.45
C D INVESTMENTS	.00	.00	.00	.00
INVESTMENTS	.00	.00	.00	.00
CD INVESTMENT	.00	.00	.00	.00
FUND TOTALS	268.45	.00	.00	268.45
2017 051 CDA FORFEITURE FUNDS				
CDA FEDERAL FORFEITURES FUND	11,029.97	6.01	.00	11,035.98
CASH	.00	.00	.00	.00
CASH-OPERATING	.00	.00	.00	.00
C D INVESTMENTS	.00	.00	.00	.00
INVESTMENTS	.00	.00	.00	.00
CD INVESTMENT	.00	.00	.00	.00
MONEY MARKET	10,214.95	4.05	.00	10,219.00
FUND TOTALS	21,244.92	10.06	.00	21,254.98
2017 052 SHERIFF FEDERAL FORFEITURES				
SHERIFF FEDERAL FORFEITURES	4,290.94	2.34	.00	4,293.28
CASH	.00	.00	.00	.00
CASH-OPERATING	.00	.00	.00	.00
C D INVESTMENTS	.00	.00	.00	.00
INVESTMENTS	.00	.00	.00	.00
CD INVESTMENTS	.00	.00	.00	.00
MONEY MARKET GB	21.09	.00	.00	21.09
FUND TOTALS	4,312.03	2.34	.00	4,314.37
2017 060 MENTAL HEALTH PROGRAM # 4				
CASH	.00	.00	.00	.00
CD INVESTMENTS	.00	.00	.00	.00
RECIEVABLES	.00	.00	.00	.00
INVESTMENTS	.00	.00	.00	.00
MONEY MARKET GB	.00	.00	.00	.00
FUND TOTALS	.00	.00	.00	.00
2017 061 AGGRESSIVE BEHAVIOR PROGRAM#20				
CASH	1,551.70	.00	1,011.44	540.26
CD INVESTMENTS	.00	.00	.00	.00
RECEIVABLES	.00	.00	.00	.00
INVESTMENTS	.00	.00	.00	.00
GB MONEY MARKET	.00	.00	.00	.00
FUND TOTALS	1,551.70	.00	1,011.44	540.26
2017 062 CTIF-01-034 TXDOT GRANT				
CASH	34,741.10	15.97	20,000.00	14,757.07
GB MONEY MARKET	190,092.37	20,077.72	.00	210,170.09
FUND TOTALS	224,833.47	20,093.69	20,000.00	224,927.16
2017 065 FEMA 4269				
CASH	35,073.31	19.13	20,000.00	15,092.44
GB MONEY MARKET	60,047.16	20,023.86	.00	80,071.02
FUND TOTALS	95,120.47	20,042.99	20,000.00	95,163.46
2017 070 RIGHT OF WAY FUND				
CASH -RIGHT OF WAY OPERATING	16,041.46	22,319.34	20,000.00	18,360.80

ACCOUNT NAME	BEGINNING CASH BALANCE	CASH RECEIPTS	CASH DISBURSEMENTS	ENDING CASH BALANCE
CASH-OPERATING	.00	.00	.00	.00
C D INVESTMENT	.00	.00	.00	.00
RECEIVABLES	.00	.00	.00	.00
INVESTMENTS	28,918.43	12.40	.00	28,930.83
CD INVESTMENT	.00	.00	.00	.00
MAIN MONEY MARKET GB	55,697.70	20,024.30	20,000.00	55,722.00
FUND TOTALS	100,657.59	42,356.04	40,000.00	103,013.63

2017 072 CASS COUNTY FORESTRY FUND	BEGINNING CASH BALANCE	CASH RECEIPTS	CASH DISBURSEMENTS	ENDING CASH BALANCE
CASH-CASS COUNTY FORESTRY FUND	12,041.75	6.56	.00	12,048.31
CASH OPERATING	.00	.00	.00	.00
C D INVESTMENT	.00	.00	.00	.00
RECEIVABLES	.00	.00	.00	.00
INVESTMENTS	46,831.73	20.08	.00	46,851.81
CD INVESTMENT	.00	.00	.00	.00
MAIN GB MONEY MARKET	120,423.85	47.86	.00	120,471.71
MAIN TEXAS CD	102,072.59	108.84	.00	102,181.43
FUND TOTALS	281,369.92	183.34	.00	281,553.26

2017 080 CASS COUNTY JAIL CONSTRUCTION	BEGINNING CASH BALANCE	CASH RECEIPTS	CASH DISBURSEMENTS	ENDING CASH BALANCE
CASH-CASS CO JAIL CONST	.00	.00	.00	.00
C D INVESTMENT	.00	.00	.00	.00
RECEIVABLES	.00	.00	.00	.00
INVESTMENTS-CC JAIL CONST	.00	.00	.00	.00
CD INVESTMENT	.00	.00	.00	.00
FUND TOTALS	.00	.00	.00	.00

2017 081 CC JAIL INT & SINKING	BEGINNING CASH BALANCE	CASH RECEIPTS	CASH DISBURSEMENTS	ENDING CASH BALANCE
CASH-CC JAIL INT & SINKING	.00	.00	.00	.00
C D INVESTMENT	.00	.00	.00	.00
RECEIVABLES	.00	.00	.00	.00
INVESTMENTS	.00	.00	.00	.00
BANK INVESTMENT	.00	.00	.00	.00
FUND TOTALS	.00	.00	.00	.00

2017 082 RESOURCE RECOVERY I&S	BEGINNING CASH BALANCE	CASH RECEIPTS	CASH DISBURSEMENTS	ENDING CASH BALANCE
CASH-CC RESOURCE RECOVERY	.00	.00	.00	.00
PETTY CASH	.00	.00	.00	.00
C D INVESTMENT	.00	.00	.00	.00
RECEIVABLES	.00	.00	.00	.00
INVESTMENTS	.00	.00	.00	.00
BANK INVESTMENT	.00	.00	.00	.00
FUND TOTALS	.00	.00	.00	.00

2017 083 RESOURCE RECOVERY INT&SINKING	BEGINNING CASH BALANCE	CASH RECEIPTS	CASH DISBURSEMENTS	ENDING CASH BALANCE
CASH-RES REC INT&SINKING	.00	.00	.00	.00
C D INVESTMENT	.00	.00	.00	.00
RECEIVABLES	.00	.00	.00	.00
INVESTMENTS	.00	.00	.00	.00
BANK INVESTMENT	.00	.00	.00	.00
FUND TOTALS	.00	.00	.00	.00

2017 084 COMBINED INTEREST & SINKING	BEGINNING CASH BALANCE	CASH RECEIPTS	CASH DISBURSEMENTS	ENDING CASH BALANCE
COMBINED INTEREST & SINKING	.00	.00	.00	.00
CASH	14,484.06	388,180.92	388,175.00	14,489.98
CASH-OPERATING	.00	.00	.00	.00
CD INVESTMENT	.00	.00	.00	.00
FUND TOTALS	.00	.00	.00	.00

ACCOUNT NAME	BEGINNING CASH BALANCE	CASH RECEIPTS	CASH DISBURSEMENTS	ENDING CASH BALANCE
RECEIVABLES	.00	.00	.00	.00
INVESTMENTS	.00	.00	.00	.00
BANK INVESTMENTS	.00	.00	.00	.00
CI&S GB MM	423,804.26	230,181.16	388,175.00	265,810.42
FUND TOTALS	438,288.32	618,362.08	776,350.00	280,300.40
2017 085 LAW ENFORC. CONSTRUCTION FUND				
06 CONSTRUCTION & RENOVATION	6,552.66	3.57	.00	6,556.23
CASH OPERATING	.00	.00	.00	.00
C D INVESTMENT	.00	.00	.00	.00
INVESTMENTS	11,824.68	5.07	.00	11,829.75
CD INVESTMENTS	.00	.00	.00	.00
MAIN MONEY MARKET GB	.00	.00	.00	.00
FUND TOTALS	18,377.34	8.64	.00	18,385.98
2017 086 INTEREST & SINKING SERIES 2016				
CASH OPERATING	1,965.63	7,820.43	7,819.63	1,966.43
CD INVESTMENTS	.00	.00	.00	.00
RECEIVABLES	.00	.00	.00	.00
INVESTMENTS	.00	.00	.00	.00
BANK INVESTMENTS	.00	.00	.00	.00
CI&S GB MM	51,824.18	83,908.88	7,819.63	127,913.43
FUND TOTALS	53,789.81	91,729.31	15,639.26	129,879.86
2017 089 CDA DISCRETIONARY FUND				
CASH	7,577.55	451.33	81.19	7,947.69
CASH-OPERATING	.00	.00	.00	.00
C D INVESTMENT	.00	.00	.00	.00
RECEIVABLES	.00	.00	.00	.00
FUND TOTALS	7,577.55	451.33	81.19	7,947.69
2017 090 PAYROLL				
PAYROLL FUND	.00	.00	.00	.00
PAYROLL CASH	12,035.80	.00	.00	12,035.80
CASH OPERATING	.00	.00	.00	.00
FUND TOTALS	12,035.80	.00	.00	12,035.80
2017 096 GENERAL FIXED ASSETS				
CASH	.00	.00	.00	.00
LAND, BLDGS & IMPROVEMENTS	.00	.00	.00	.00
EQUIP, FURN, & FIXTURES	.00	.00	.00	.00
CAPITAL LEASE ASSETS (AUTOS)	.00	.00	.00	.00
CONSTRUCTION IN PROGRESS	.00	.00	.00	.00
FUND TOTALS	.00	.00	.00	.00
2017 097 GENERAL LONG TERM DEBT				
CASH	.00	.00	.00	.00
FUND TOTALS	.00	.00	.00	.00
GRAND TOTALS	9,350,102.60	14,025,640.40	11,944,693.86	11,431,049.14

FUND NAME	CHECKING ACCOUNT	CHECKING AMOUNT	TDOA ACCOUNT	TDOA AMOUNT	FUND TOTAL
2017 010 GENERAL FUND	MAIN	103,649.39	MAIN TDOA MAIN GB MM MAIN TCLAS	81,291.51 2,861,388.23 3,017,529.17	6,063,858.30
2017 011 DISTRICT & CO COURT@LAW FUNMAIN	MAIN	97,750.97	MAIN TDOA MAIN GB MM		97,750.97
2017 012 MAIN ROAD & BRIDGE	MAIN	116,704.15	MAIN TDOA MAIN GB MM	650,258.36	766,962.51
2017 013 H.A.V.A.	MAIN	5,199.24	MAIN TDOA		5,199.24
2017 014 TOBACCO SETTLEMENT	MAIN	22,973.67	MAIN TDOA MAIN GB MM MAIN RR CD MAIN DC CD MAIN RR SV MAIN TX CD MAIN TX SV	56,338.92 253,535.96 247,074.76 244,248.75 15.19 143,054.22 25.00	967,266.47
2017 015 BEAR CK DISASTER DONATION BRCREEK	MAIN	31,221.01	MAIN TDOA MAIN GB MM	139,910.24 183,007.24	354,138.49
2017 016 JUVENILE PROBATION	MAIN	35,104.20	MAIN TDOA MAIN GB MM	106,225.02 191,002.61	332,331.83
2017 017 ADULT PROBATION	MAIN	651.57	MAIN TDOA		651.57
2017 018 CASS CO RESTITUTION CENTER	MAIN	8,535.11	MAIN GB MM		8,535.11
2017 019 SATP TRACK III	MAIN	6,829.56	MAIN GB MM		6,829.56
2017 020 COMMUNITY SERVICE RESTITUTIMAIN	MAIN	8,583.10	MAIN TDOA MAIN GB MM	71,774.66 643,146.83	723,504.59
2017 021 ROAD AND BRIDGE #1	MAIN	8,448.65	MAIN TDOA MAIN GB MM	81,447.40 302,390.53	392,286.58
2017 022 ROAD AND BRIDGE #2	MAIN	9,190.61	MAIN TDOA MAIN GB MM	27,046.35 143,453.36	179,690.32
2017 023 ROAD AND BRIDGE #3	MAIN	9,688.18	MAIN TDOA MAIN GB MM	71,599.45 173,520.77	254,808.40
2017 024 ROAD AND BRIDGE #4	MAIN	36,138.79	MAIN TDOA		36,138.79
2017 025 AIP PROGRAM	MAIN		MAIN TDOA		
2017 026 CASS COUNTY RESOURCE RECOVERMAIN	MAIN	2,277.07			2,277.07
2017 027 COUNTY CLERK ARCHIVE FUND	MAIN	1,777.32			1,777.32
2017 028 CASS COUNTY PARK	MAIN				
2017 029 FEDERAL-ROAD IMPROVMT 071019MAIN	MAIN				

FUND NAME	CHECKING ACCOUNT	CHECKING AMOUNT	TDOA ACCOUNT	TDOA AMOUNT	FUND TOTAL
2017 030 LINDEN ENTERPRISE FUND	MAIN		MAIN TDOA MAIN GB MM	10,077.42	10,077.42
2017 031 EMG WATERSHED AG-7442-C-1100MAIN			MAIN TDOA		
2017 032 FEDERAL IMPROVEMENT 0711037 MAIN MAIN		.47	MAIN TDOA		.47
2017 033 SATT PROGRAM	MAIN		MAIN TDOA		
2017 034 MENTAL HEALTH INITIATIVE PRGMAIN		6,966.08	MAIN TDOA MAIN GB MM		6,966.08
2017 035 CIVIL CHILD SUPPORT PROGRAM MAIN		22,239.33	MAIN GB MM	37,000.00	59,239.33
2017 036 FEMA DR-1999-TX 2011 WILDFIRMAIN		9.96	MAIN TDOA		9.96
2017 037 HIGH RISK TREATMENT PROGRAM MAIN		4,386.14	MAIN TDOA MAIN GB MM	15,000.00	19,386.14
2017 038 BEAR CREEK FMAG 2965-2011 MAIN		3,568.41	MAIN TDOA MAIN GB MM	33,315.09	36,883.50
2017 039 TEXAS CDBG CONTRACT 713069 MAIN		9.73			9.73
2017 041 LAW LIBRARY	MAIN	10,763.75			10,763.75
2017 042 INDIGENT DEFENSE GRANT (SB7)MAIN		34,610.12	MAIN TDOA MAIN GB MM	25,329.55 5,482.83	65,422.50
2017 043 DIST ATT, ESCROW ACCOUNT	MAIN	309.80	MAIN TDOA MAIN GB MM		309.80
2017 044 C.D.A.FORFEITURE ACCOUNT	MAIN	12,474.29	MAIN TDOA MAIN GB MM	39,119.73 15,313.61	66,907.63
2017 045 REGIONAL INTRASTATE TASK FORMAIN		892.08			892.08
2017 046 TASK FORCE PROGRAM INCOME MAIN		7,938.91	MAIN GB MM	35,226.02	43,164.93
2017 047 CDA-STATE FUNDS	MAIN	5,028.37			5,028.37
2017 048 TEXAS HISTORICAL GRANT	MAIN	6,754.81	MAIN GB MM	20,038.28	26,793.09
2017 050 ARK LA TEX SEIZ/FORFT.FUND MAIN		268.45			268.45
2017 051 CDA FORFEITURE FUNDS	MAIN	11,035.98	MAIN TDOA MAIN GB MM	10,219.00	21,254.98
2017 052 SHERIFF FEDERAL FORFEITURES MAIN		4,293.28	MAIN TDOA MAIN GB MM	21.09	4,314.37
2017 060 MENTAL HEALTH PROGRAM # 4 MAIN			MAIN TDOA MAIN GB MM		
2017 061 AGGRESSIVE BEHAVIOR PROGRAM#MAIN		540.26	MAIN TDOA		

COMBINED STATEMENT OF CASH POSITION FOR FEBRUARY

FUND NAME	CHECKING ACCOUNT	CHECKING AMOUNT	TDOA ACCOUNT	TDOA AMOUNT	FUND TOTAL
2017 062 CTIF-01-034 TXDOT GRANT	MAIN	14,757.07	MAIN GB MM	210,170.09	224,927.16
2017 065 FEMA 4269	MAIN	15,092.44	MAIN GB MM	80,071.02	95,163.46
2017 070 RIGHT OF WAY FUND	MAIN	18,360.80	MAIN TDOA	28,930.83	103,013.63
2017 072 CASS COUNTY FORESTRY FUND	MAIN	12,048.11	MAIN GB MM	55,722.00	281,553.26
2017 080 CASS COUNTY JAIL CONSTRUCTIOCC JAIL CO			MAIN TDOA	46,851.81	
			MAIN GB MM	120,471.71	
			MAIN TX CD	102,181.43	
2017 081 CC JAIL INT & SINKING	CC JAILI&S		CCJJC-TDOA		
			CC JAIL CD		
2017 082 RESOURCE RECOVERY I&S	CC SW CONS		CCJIS-TDOA		
			JAIL I&SCD		
2017 083 RESOURCE RECOVERY INT&SINKINCC SW I&S			CCSWC-TDOA		
			SW CONSTCD		
2017 084 COMBINED INTEREST & SINKING CI&S		14,489.98	CCSWIS-TDO		
			SW I&S CD		
2017 085 LAW ENFORC.CONSTRUCTION FUNDMAIN		6,556.23	CI&S GB MM	265,810.42	280,300.40
2017 086 INTEREST & SINKING SERIES 20CI&S		1,966.43	CI&S GB MM	11,829.75	18,385.98
2017 089 CDA DISCRETIONARY FUND	MAIN	7,947.69	MAIN TDOA	127,913.43	129,879.86
2017 090 PAYROLL	PAYROLL	12,035.80	MAIN GB MM		7,947.69
2017 096 GENERAL FIXED ASSETS			CI&S GB MM		12,035.80
2017 097 GENERAL LONG TERM DEBT					
TOTAL		445,669.50		10,985,379.64	11,431,049.14

CHECK ACCOUNT

ACCOUNT BALANCE - MAIN
 ACCOUNT BALANCE - CI&S
 ACCOUNT BALANCE - PAYROLL

CHECK
 417,177.29
 16,456.41
 12,035.80

TOTAL

445,669.50 +

TDOA ACCOUNT

ACCOUNT BALANCE - MAIN TDOA
 ACCOUNT BALANCE - MAIN GB MM
 ACCOUNT BALANCE - MAIN TCLAS
 ACCOUNT BALANCE - MAIN RR CD
 ACCOUNT BALANCE - MAIN DC CD
 ACCOUNT BALANCE - MAIN RR SV
 ACCOUNT BALANCE - MAIN TX CD
 ACCOUNT BALANCE - MAIN TX SV
 ACCOUNT BALANCE - CI&S GB MM

TDOA

787,695.22
 6,049,832.05
 3,017,529.17
 247,074.76
 244,248.75
 15.19
 245,235.65
 393,723.85

+ 11,431,049.14 ✓

TOTAL


10,985,379.64 +

**TEXPOOL INVESTMENTS
FOR THE MONTH OF FEBRUARY, 2017**

FUND	BEGINNING BALANCE	INTEREST & PURCHASES	DECREASE	BOOK VALUE
General	81,256.61	34.90	-	81,291.51
Jury	-	-	-	-
Main R & B	-	-	-	-
Tobacco Settlement	56,314.77	24.15	-	56,338.92
Juvenile Probation	139,850.27	59.97	-	139,910.24
Adult Probation	106,179.49	45.53	-	106,225.02
R & B # 1	71,743.90	30.76	-	71,774.66
R & B # 2	81,412.49	34.91	-	81,447.40
R & B # 3	27,034.76	11.59	-	27,046.35
R & B # 4	71,568.76	30.69	-	71,599.45
Federal Road Improvmt	-	-	-	-
Indigent Defense Grant	25,318.70	10.85	-	25,329.55
CDA Forfeiture	39,102.97	16.76	-	39,119.73
Right of Way	28,918.43	12.40	-	28,930.83
Forestry	46,831.73	20.08	-	46,851.81
Construction & Renovation	11,824.68	5.07	-	11,829.75
TOTAL	787,357.56	337.66	-	787,695.22 ✓

Attached is a letter from TexPool stating the book and market value of their funds.

RESPECTFULLY SUBMITTED THIS 28TH DAY OF MARCH, 2017.


 DONNA EARLY
 CASS COUNTY TREASURER

**GUARANTY BOND MM INVESTMENTS
FOR THE MONTH OF FEBRUARY, 2017**

FUND	BEGINNING BALANCE	INTEREST & PURCHASES	DECREASE	BOOK VALUE
General	2,660,085.00	1,351,303.23	1,150,000.00	2,861,388.23
Main R & B	-	650,258.36	-	650,258.36
Tobacco	253,435.23	100.73	-	253,535.96
Juvenile Probation	197,930.20	77.04	15,000.00	183,007.24
Adult Probation	205,895.78	106.83	15,000.00	191,002.61
SATP Track III	15,000.00	-	15,000.00	-
R & B 1	633,887.75	34,259.08	25,000.00	643,146.83
R & B 2	315,262.84	30,127.69	43,000.00	302,390.53
R & B 3	115,396.15	46,057.21	18,000.00	143,453.36
R & B 4	147,452.12	40,068.65	14,000.00	173,520.77
Linden Enterprise Fund	10,073.42	4.00	-	10,077.42
Civil Child Support Prgm.	37,000.00	-	-	37,000.00
High Risk Treatment Prgm.	15,000.00	-	-	15,000.00
Bear Creek FMAG 2965-2011	33,301.86	13.23	-	33,315.09
Indigent Defense Grant	5,480.66	2.17	-	5,482.83
CDA Forfeiture Account	15,307.53	6.08	-	15,313.61
Task Force PI	35,212.03	13.99	-	35,226.02
Texas Historical Grant	20,030.32	7.96	-	20,038.28
CDA Forfeiture Funds	10,214.95	4.05	-	10,219.00
Sheriff Federal Forfeiture	21.09	-	-	21.09
CTIF-01-034 TXDOT Grant	190,092.37	20,077.72	-	210,170.09
FEMA 4269	60,047.16	20,023.86	-	80,071.02
Right of Way	55,697.70	20,024.30	20,000.00	55,722.00
Cass County Forestry	120,423.85	47.86	-	120,471.71
Combined I&S	423,804.26	230,181.16	388,175.00	265,810.42
I&S Series 2016	51,824.18	83,908.88	7,819.63	127,913.43
TOTAL	5,627,876.45	2,526,674.08	1,710,994.63	6,443,555.90 ✓
BALANCE ALL ACCOUNTS	9,842,769.97			
FDIC INSURANCE	500,000.00			
BOOK VALUE	10,397,316.16			
MARKET VALUE PLEDGED	10,452,155.04			
PLEDGED EXCESS	1,109,385.07			

Attached is a list of balances for all county funds in the Guaranty Bond Bank and a copy of the pledged securities listing their book and market value.

RESPECTFULLY SUBMITTED THIS 28TH DAY OF MARCH, 2017.

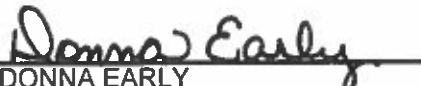

 DONNA EARLY
 CASS COUNTY TREASURER

**TEXAS CLASS INVESTMENTS
FOR THE MONTH OF FEBRUARY, 2017**

<u>FUND</u>	<u>BEGINNING BALANCE</u>	<u>INTEREST & PURCHASES</u>	<u>DECREASE</u>	<u>BOOK VALUE</u>
General	1,015,336.28	2,002,192.89	-	3,017,529.17
TOTAL	1,015,336.28	2,002,192.89	-	3,017,529.17 ✓

Attached is a letter from Texas CLASS stating the book and market value of their funds.

RESPECTFULLY SUBMITTED THIS 28TH DAY OF MARCH, 2017.


DONNA EARLY
CASS COUNTY TREASURER

**RED RIVER FEDERAL CREDIT UNION SAVINGS
FOR THE MONTH OF FEBRUARY, 2017**

FUND	BEGINNING BALANCE	INTEREST & PURCHASES	DECREASE	BOOK VALUE
Tobacco	15.19	-	-	15.19 ✓
TOTAL	15.19	-	-	15.19

**RED RIVER FEDERAL CREDIT UNION CD
FOR THE MONTH OF FEBRUARY, 2017**

FUND	BEGINNING	INTEREST &	DECREASE	BOOK VALUE
Tobacco	246,743.52	331.24	-	247,074.76
TOTAL	246,743.52	331.24	-	247,074.76 ✓

BALANCE ALL ACCOUNTS **247,089.95**
 NCUA INSURANCE **247,089.95**

Attached is a list of balances for all county funds in the Red River Federal Credit Union.

RESPECTFULLY SUBMITTED THIS 28TH DAY OF MARCH, 2017.

Donna Early
 DONNA EARLY
 CASS COUNTY TREASURER

DOMINO FEDERAL CREDIT UNION CD
FOR THE MONTH OF FEBRUARY, 2017

<u>FUND</u>	<u>BEGINNING BALANCE</u>	<u>INTEREST & PURCHASES</u>	<u>DECREASE</u>	<u>BOOK VALUE</u>
Tobacco	244,054.04	194.71	-	244,248.75 ✓
TOTAL	244,054.04	194.71	-	244,248.75
BALANCE ALL ACCOUNTS	244,248.75			
NCUA INSURANCE	244,248.75			

Attached is a list of balances for all county funds in the Domino Federal Credit Union.

RESPECTFULLY SUBMITTED THIS 28TH DAY OF MARCH, 2017.


DONNA EARLY
CASS COUNTY TREASURER

**TEXAR FEDERAL CREDIT UNION SAVINGS
FOR THE MONTH OF FEBRUARY, 2017**

FUND	BEGINNING BALANCE	INTEREST & PURCHASES	DECREASE	BOOK VALUE
Tobacco	25.00	-	-	25.00 ✓
TOTAL	25.00	-	-	25.00

**TEXAR FEDERAL CREDIT UNION CD
FOR THE MONTH OF FEBRUARY, 2017**

FUND	BEGINNING BALANCE	INTEREST & PURCHASES	DECREASE	BOOK VALUE
Tobacco	142,901.84	152.38	-	143,054.22
Cass County Forestry	102,072.59	108.84	-	102,181.43
TOTAL	244,974.43	261.22	-	245,235.65 ✓

BALANCE ALL ACCOUNTS **245,260.65**
 NCUA INSURANCE **245,260.65**

Attached is a list of balances for all county funds in the TEXAR Federal Credit Union.

RESPECTFULLY SUBMITTED THIS 28TH DAY OF MARCH, 2017.

Donna Early
 DONNA EARLY
 CASS COUNTY TREASURER