

Cass County Treasurer's Report

3rd Qtr
2017

**CASS COUNTY TREASURER'S REPORT OF RECEIPTS
FOR THE QUARTER ENDING JUNE 30, 2017**

SOURCE:	APR	MAY	JUN	QTR 3	QTR 1 & 2	YTD TOTAL
Justice of Peace #1	25,872.00	17,069.88	14,589.28	57,531.16	103,979.40	161,510.56
Justice of Peace #2	5,349.63	4,095.19	3,803.14	13,247.96	26,759.85	40,007.81
Justice of Peace #3	19,161.40	11,822.80	15,874.60	46,858.80	110,318.14	157,176.94
Justice of Peace #4	11,282.40	5,280.75	6,967.59	23,530.74	36,156.13	59,686.87
Constables	100.00	807.59	335.00	1,242.59	1,427.59	2,670.18
County Clerk	34,773.50	28,915.67	33,409.00	97,098.17	173,038.94	270,137.11
District Clerk	40,976.82	-	79,093.46	120,070.28	208,718.62	328,788.90
Cass County Sheriff	132.00	264.00	396.00	792.00	4,189.96	4,981.96
Tax Collector	335,412.57	154,346.58	146,374.32	636,133.47	9,475,903.76	10,112,037.23
State of Texas	16,616.16	2,000.00	85,713.98	104,330.14	452,682.10	557,012.24
State of Texas Reimb	3,827.99	32,213.99	12,866.66	48,908.64	202,070.27	250,978.91
Forfeitures/Seizures	-	1,012.00	492.00	1,504.00	11,194.92	12,698.92
U.S. Treasury	-	-	91,874.00	91,874.00	-	91,874.00
Interest	9,587.30	10,161.18	9,667.30	29,415.78	31,618.52	61,034.30
Royalties	-	-	-	-	517.33	517.33
Cass County Park	-	-	-	-	6.00	6.00
Sales	1,440.00	100.80	6,691.27	8,232.07	47,581.80	55,813.87
Miscellaneous	15,570.66	14,018.90	5,916.29	35,505.85	31,792.22	67,298.07
Micellaneous Reimb	10,474.08	751.97	1,981.62	13,207.67	13,460.23	26,667.90
Transferred Funds	-	-	-	-	-	-
Sub-Total	530,576.51	282,861.30	516,045.51	1,329,483.32	10,931,415.78	12,260,899.10
AIP Program	-	-	-	-	-	-
DOEP	-	-	1,750.25	1,750.25	3,175.00	4,925.25
Juvenile Probation	23,138.00	23,134.00	23,137.00	69,409.00	185,089.00	254,498.00
Adult Probation	28,205.41	30,902.50	28,466.78	87,574.69	190,998.83	278,573.52
Misc/Others	7,138.02	13,146.43	8,316.00	28,600.45	49,245.69	77,846.14
State/Others	63,416.20	2,342.33	184,794.23	250,552.76	341,985.73	592,538.49
CDA Discretionary	411.45	61.35	155.00	627.80	2,114.92	2,742.72
Sub-Total	122,309.08	69,586.61	246,619.26	438,514.95	772,609.17	1,211,124.12
Grand Total	652,885.59	352,447.91	762,664.77	1,767,998.27	11,704,024.95	13,472,023.22 ✓
Net Salary	334,111.71	336,484.77	339,953.32	1,010,549.80	2,025,141.17	3,035,690.97 ✓


RESPECTFULLY SUBMITTED,

Donna Early
DONNA EARLY
CASS COUNTY TREASURER

**THE CASS COUNTY TREASURER'S REPORT
OF RECEIPTS AND DISBURSEMENTS
FOR THE QUARTER ENDING JUNE 30, 2017**

FUND:	BEG. BALANCE	RECEIVED	DISBURSED	BALANCE
GENERAL	6,646,439.00	2,357,935.95	3,565,092.18	5,439,282.77
JURY	(76,437.49)	29,066.29	130,481.54	(177,852.74)
MAIN ROAD & BRIDGE	959,974.69	1,984,905.18	2,286,305.28	658,574.59
H.A.V.A.	5,202.12	12.60	-	5,214.72
TOBACCO SETTLEMENT	968,210.62	9,016.48	-	977,227.10
ROAD & BRIDGE #1	748,050.91	1,974,054.71	1,907,655.48	814,450.14
ROAD & BRIDGE #2	405,263.85	588,365.35	604,228.91	389,400.29
ROAD & BRIDGE #3	178,519.07	751,828.37	573,990.81	356,356.63
ROAD & BRIDGE #4	267,644.24	289,911.73	226,914.09	330,641.88
CASS COUNTY PARK	(2,599.29)	-	16,160.08	(18,759.37)
FEDERAL ROAD IMPROVMT	1,778.30	4.29	-	1,782.59
LINDEN ENTERPRISE FUND	10,083.36	21.60	-	10,104.96
FEDERAL IMPROVMT 0711037	0.47	-	-	0.47
FEMA DR-1999 TX 2011 WF	9.96	-	-	9.96
BEAR CREEK FMAG 2965-2011	36,905.15	80.10	-	36,985.25
TEXAS CDBG CONTRACT 713069	9.73	-	-	9.73
TEXAS CDBG CONTRACT 7216247	-	103,069.65	35,000.00	68,069.65
LAW LIBRARY	(10,729.84)	3,397.00	3,705.27	(11,038.11)
CDA ESCROW	309.97	0.74	-	310.71
CDA FORFEITURE	66,944.26	9,163.38	8,239.94	67,867.70
TEXAS HISTORICAL GRANT	26,808.66	59.36	-	26,868.02
ARK LA TEX SEIZ/FORFT	(268.45)	-	-	(268.45)
CDA FED FOREITURE FUNDS	21,267.13	48.65	-	21,315.78
SHERRIFF FED/FORFT	4,316.75	10.43	-	4,327.18
HOME GRANT PROJECTS 2017	-	-	6,349.00	(6,349.00)
CTIF -01-034 TXDOT GRANT	225,059.49	210,745.70	435,080.39	724.80
FEMA DR 4223	95,219.12	208.38	-	95,427.50
RIGHT OF WAY	103,803.42	509.62	-	104,313.04
FORESTRY FUND	281,776.48	734.69	-	282,511.17
COMBINED I & S SERIES 2015	354,069.47	30,312.58	350.00	384,032.05
CONST & RENOVATION	18,395.86	39.11	-	18,434.97
I & S 2016	155,892.24	9,608.77	-	165,501.01
PAYROLL	12,035.80	-	-	12,035.80
SUB-TOTAL	11,503,955.05	8,353,110.71	9,799,552.97	10,057,512.79
JUVENILE PROBATION	349,036.94	111,889.31	123,282.00	337,644.25
ADULT PROBATION	355,638.43	351,850.43	289,310.02	418,178.84
NETRC	-	-	-	-
SATP TRACK III	26,719.05	41,299.00	44,162.72	23,855.33
CS RESTITUTION	15,828.74	13,282.75	16,941.47	12,170.02
AIP PROGRAM	(36,348.79)	-	70.00	(36,418.79)
MENTAL HEALTH INT. PRG.	19,562.35	19,364.00	18,746.43	20,179.92
CIVIL CHILD SUPPORT PRG.	60,759.33	3,849.00	-	64,608.33
HIGH RISK TREATMENT PRG.	36,145.25	26,924.00	30,156.77	32,912.48
INDIGENT DEFENSE	65,458.32	7,991.63	-	73,449.95
TASK FORCE	892.57	2.15	-	894.72
TASK FORCE P.I.	43,190.13	94.81	-	43,284.94
CDA STATE FUNDS	1,683.17	9,169.08	10,030.39	821.86
MENTAL HEALTH INT. PRG. 4	-	-	-	-
AGGRESSIVE BEHAVIOR PRG. 4	2,817.07	3,288.25	3,048.00	3,057.32
CDA DISCRETIONARY	8,351.38	648.31	1,465.31	7,534.38
SUB-TOTAL	949,733.94	589,652.72	537,213.11	1,002,173.55
GRAND TOTAL	12,453,688.99	8,942,763.43	10,336,766.08	11,059,686.34

RESPECTFULLY SUBMITTED,


DONNA EARLY
CASS COUNTY TREASURER

THE CASS COUNTY TREASURER'S REPORT
OF RECEIPTS AND DISBURSEMENTS
FOR THE QUARTER ENDING JUNE 30, 2017

CERTIFICATION

WE, THE UNDERSIGNED, certify that we have actually and fully inspected and counted all actual cash and assets in the hands of said Treasurer for the period beginning April 1, 2017 and ending June 30, 2017 and find the same to be true and correct and order same to be entered upon the minutes of said court as required by Local Government Code, Sec. 114.026.

WITNESS OUR HAND, OFFICIALLY THIS 25TH DAY OF JULY, 2017.


COMMISSIONER, PRECINCT 1



COMMISSIONER, PRECINCT 2


COMMISSIONER, PRECINCT 3


COMMISSIONER, PRECINCT 4


COUNTY JUDGE

SWORN TO AND SUBSCRIBED BY EACH OF THE ABOVE, RESPECTIVELY, ON THIS THE 25TH DAY OF JULY, 2017.




COUNTY CLERK

ACCOUNT NAME	BEGINNING CASH BALANCE	CASH RECEIPTS	CASH DISBURSEMENTS	ENDING CASH BALANCE
2017 010 GENERAL FUND				
CASH	56,516.48	2,141,872.66	2,255,092.18-	56,703.04-
CASH-OPERATING	.00	.00	.00	.00
RECEIVABLES	.00	.00	.00	.00
TEXPOOL INVESTMENTS	81,334.53	159.97	.00	81,494.50
CD INVESTMENT	.00	.00	.00	.00
GB MONEY MARKET	3,488,510.23	206,395.95	1,310,000.00-	2,384,906.18
LAND,BUILDINGS & IMPROVEMENTS	.00	.00	.00	.00
EQUIPMENT,FURNITURE&FIXTURES	.00	.00	.00	.00
TCLASS MONEY MARKET	3,020,077.76	9,507.37	.00	3,029,585.13
FUND TOTALS	6,646,439.00	2,357,935.95	3,565,092.18-	5,439,282.77
2017 011 DISTRICT & CO COURT@LAW FUND				
DISTRICT AND CO COURT@LAW CASH	76,437.49-	29,066.29	130,481.54-	177,852.74-
CASH-OPERATING	.00	.00	.00	.00
C D INVESTMENT	.00	.00	.00	.00
RECEIVABLES	.00	.00	.00	.00
INVESTMENTS	.00	.00	.00	.00
CD INVESTMENT	.00	.00	.00	.00
MAIN GB MONEY MARKET	.00	.00	.00	.00
FUND TOTALS	76,437.49-	29,066.29	130,481.54-	177,852.74-
2017 012 MAIN ROAD & BRIDGE				
CASH-MAIN R&B OPERATING	159,263.30	1,251,748.23	1,316,305.28-	94,706.25
MAIN-CASH OPERATING	.00	.00	.00	.00
C D INVESTMENT	.00	.00	.00	.00
RECEIVABLES	.00	.00	.00	.00
INVESTMENTS	.00	.00	.00	.00
CD INVESTMENT	.00	.00	.00	.00
MAIN GB MONEY MARKET	800,711.39	382,834.25	970,000.00-	213,545.64
TCLASS MONEY MARKET	.00	350,322.70	.00	350,322.70
FUND TOTALS	959,974.69	1,984,905.18	2,286,305.28-	658,574.59
2017 013 H.A.V.A.				
CASH	5,202.12	12.60	.00	5,214.72
CASH-OPERATING	.00	.00	.00	.00
RECEIVABLES	.00	.00	.00	.00
INVESTMENTS	.00	.00	.00	.00
INVESTMENTS	.00	.00	.00	.00
FUND TOTALS	5,202.12	12.60	.00	5,214.72
2017 014 TOBACCO SETTLEMENT				
TOBACCO SETTLEMENT	.00	.00	.00	.00
CASH	22,986.42	6,164.25	.00	29,150.67
CASH-OPERATING	.00	.00	.00	.00
C.D. INVESTMENT	.00	.00	.00	.00
RECEIVABLES	.00	.00	.00	.00
INVESTMENTS	56,368.69	110.72	.00	56,479.41
TOBACCO SETTLEMENT INVEST	.00	.00	.00	.00
GB MONEY MARKET	253,685.72	544.05	.00	254,229.77
MAIN RR CD	247,441.99	1,057.46	.00	248,499.45
MAIN DC CD	244,464.49	643.05	.00	245,107.54
MAIN RR SV	15.20	.01	.00	15.21
MAIN TEXAR CD	143,223.11	496.94	.00	143,720.05
MAIN TEXAR SV	25.00	.00	.00	25.00
FUND TOTALS	968,210.62	9,016.48	.00	977,227.10

ACCOUNT NAME	BEGINNING CASH BALANCE	CASH RECEIPTS	CASH DISBURSEMENTS	ENDING CASH BALANCE
2017 015 BEAR CK DISASTER DONATION				
CASH-BEAR CK DISASTER DONATION	.00	.00	.00	.00
RECEIVABLES	.00	.00	.00	.00
FUND TOTALS	<u>.00</u>	<u>.00</u>	<u>.00</u>	<u>.00</u>
2017 016 JUVENILE PROBATION				
CASH - JUVENILE PROBATION	15,932.84	111,229.27	93,282.00-	33,880.11
CASH-OPERATING	.00	.00	.00	.00
C D INVESTMENT	.00	.00	.00	.00
RECEIVABLES	.00	.00	.00	.00
INVESTMENTS	139,984.17	274.97	.00	140,259.14
CD INVESTMENT	.00	.00	.00	.00
GB MONEY MARKET	193,119.93	385.07	30,000.00-	163,505.00
FUND TOTALS	<u>349,036.94</u>	<u>111,889.31</u>	<u>123,282.00-</u>	<u>337,644.25</u>
2017 017 ADULT PROBATION				
CASH OPERATING-ADULT	26,183.46	311,030.42	239,310.02-	97,903.86
CASH-OPERATING	.00	.00	.00	.00
C D INVESTMENT	.00	.00	.00	.00
RECEIVABLES	.00	.00	.00	.00
INVESTMENTS	106,281.15	208.76	.00	106,489.91
CD INVESTMENT	.00	.00	.00	.00
GB MONEY MARKET	223,173.82	40,611.25	50,000.00-	213,785.07
FUND TOTALS	<u>355,638.43</u>	<u>351,850.43</u>	<u>289,310.02-</u>	<u>418,178.84</u>
2017 018 CASS CO RESTITUTION CENTER				
RESTITUTION CENTER	.00	.00	.00	.00
CASH OPERATING-RESTITUTION CEN	.00	.00	.00	.00
CASH TO OPEN FNB BANK ACCT.	.00	.00	.00	.00
RECEIVABLES	.00	.00	.00	.00
INVESTMENTS	.00	.00	.00	.00
C D INVESTMENT	.00	.00	.00	.00
CD INVESTMENT	.00	.00	.00	.00
FUND TOTALS	<u>.00</u>	<u>.00</u>	<u>.00</u>	<u>.00</u>
2017 019 SATP TRACK III				
CASH	14,719.05	41,299.00	32,162.72-	23,855.33
CASH-OPERATING	.00	.00	.00	.00
RECEIVABLES	.00	.00	.00	.00
CD INVESTMENTS	.00	.00	.00	.00
GB MONEY MARKET	12,000.00	.00	12,000.00-	.00
FUND TOTALS	<u>26,719.05</u>	<u>41,299.00</u>	<u>44,162.72-</u>	<u>23,855.33</u>
2017 020 COMMUNITY SERVICE RESTITUTION				
CASH OPERATING-CSR	15,828.74	13,282.75	16,941.47-	12,170.02
CASH-OPERATING	.00	.00	.00	.00
RECEIVABLES	.00	.00	.00	.00
CD INVESTMENTS	.00	.00	.00	.00
GB MONEY MARKET	.00	.00	.00	.00
FUND TOTALS	<u>15,828.74</u>	<u>13,282.75</u>	<u>16,941.47-</u>	<u>12,170.02</u>
2017 021 ROAD AND BRIDGE #1				
CASH-ROAD & BRIDGE#1 OPERATING	8,691.38	1,052,781.13	1,028,655.48-	32,817.03
CASH-OPERATING	.00	.00	.00	.00
C D INVESTMENT	.00	.00	.00	.00
RECEIVABLES	.00	.00	.00	.00

ACCOUNT NAME	BEGINNING CASH BALANCE	CASH RECEIPTS	CASH DISBURSEMENTS	ENDING CASH BALANCE
INVESTMENTS	71,812.58	141.05	.00	71,953.63
CD INVESTMENT	.00	.00	.00	.00
MAIN GB MONEY MARKET	667,546.95	520,763.73	879,000.00-	309,310.68
TCLASS MONEY MARKET	.00	400,368.80	.00	400,368.80
FUND TOTALS	748,050.91	1,974,054.71	1,907,655.48-	814,450.14
2017 022 ROAD AND BRIDGE #2				
CASH - R&B #2 OPERATING	8,187.14	387,599.18	378,228.91-	17,557.41
CASH-OPERATING	.00	.00	.00	.00
C D INVESTMENT	.00	.00	.00	.00
RECEIVABLES	.00	.00	.00	.00
INVESTMENTS	81,490.43	160.06	.00	81,650.49
CD INVESTMENT	.00	.00	.00	.00
GB MONEY MARKET	315,586.28	100,513.91	226,000.00-	190,100.19
TCLASS MONEY MARKET	.00	100,092.20	.00	100,092.20
FUND TOTALS	405,263.85	588,365.35	604,228.91-	389,400.29
2017 023 ROAD AND BRIDGE #3				
CASH - ROAD & BRIDGE #3 OPER	7,912.79	425,828.14	427,990.81-	5,750.12
CASH-OPERATING	.00	.00	.00	.00
C D INVESTMENT	.00	.00	.00	.00
RECEIVABLES	.00	.00	.00	.00
INVESTMENTS	27,060.64	53.15	.00	27,113.79
CD INVESTMENT	.00	.00	.00	.00
GB MONEY MARKET	143,545.64	325,947.08	146,000.00-	323,492.72
FUND TOTALS	178,519.07	751,828.37	573,990.81-	356,356.63
2017 024 ROAD AND BRIDGE #4				
CASH-ROAD & BRIDGE#4 OPERAT.	8,372.01	189,271.21	183,914.09-	13,729.13
CASH-OPERATING	.00	.00	.00	.00
C D INVESTMENT	.00	.00	.00	.00
RECEIVABLES	.00	.00	.00	.00
INVESTMENTS	71,637.28	140.70	.00	71,777.98
CD INVESTMENT	.00	.00	.00	.00
MAIN GB MONEY MARKET	187,634.95	100,499.82	43,000.00-	245,134.77
FUND TOTALS	267,644.24	289,911.73	226,914.09-	330,641.88
2017 025 AIP PROGRAM				
CASH-	36,348.79-	.00	70.00-	36,418.79-
CASH-OPERATING	.00	.00	.00	.00
CD INVESTMENTS	.00	.00	.00	.00
RECIVABLES	.00	.00	.00	.00
INVESTMENTS	.00	.00	.00	.00
C D INVESTMENT	.00	.00	.00	.00
FUND TOTALS	36,348.79-	.00	70.00-	36,418.79-
2017 026 CASS COUNTY RESOURCE RECOVERY				
CASS CO. RESOURCE REC/ CASH	.00	.00	.00	.00
RECEIVABLES	.00	.00	.00	.00
INVESTMENTS	.00	.00	.00	.00
FUND TOTALS	.00	.00	.00	.00
2017 027 COUNTY CLERK ARCHIVE FUND				
PRESERVATION- CASH ACCT.	.00	.00	.00	.00
FUND TOTALS	.00	.00	.00	.00
2017 028 CASS COUNTY PARK				
CASS COUNTY PARKS	.00	.00	.00	.00

ACCOUNT NAME	BEGINNING CASH BALANCE	CASH RECEIPTS	CASH DISBURSEMENTS	ENDING CASH BALANCE
CASH OPERATING - CC PARKS	2,599.29-	.00	16,160.08-	18,759.37-
CASH-OPERATING	.00	.00	.00	.00
INVESTMENTS	.00	.00	.00	.00
FUND TOTALS	<u>2,599.29-</u>	<u>.00</u>	<u>16,160.08-</u>	<u>18,759.37-</u>
2017 029 FEDERAL-ROAD IMPROVMT 0710197				
CASH-	1,778.30	4.29	.00	1,782.59
CASH OPERATING	.00	.00	.00	.00
RECEIVABLES-ROAD IMPROVEMENT	.00	.00	.00	.00
INVESTMENTS-ROAD IMPROVEMENT	.00	.00	.00	.00
INVESTMENTS-ROAD IMPROV	.00	.00	.00	.00
FUND TOTALS	<u>1,778.30</u>	<u>4.29</u>	<u>.00</u>	<u>1,782.59</u>
2017 030 LINDEN ENTERPRISE FUND				
CASH	.00	.00	.00	.00
CASH-OPERATING	.00	.00	.00	.00
INVESTMENTS	.00	.00	.00	.00
CD INVESTMENTS	.00	.00	.00	.00
MONEY MARKET GB	10,083.36	21.60	.00	10,104.96
FUND TOTALS	<u>10,083.36</u>	<u>21.60</u>	<u>.00</u>	<u>10,104.96</u>
2017 031 EMG WATERSHED AG-7442-C-110010				
CASH	.00	.00	.00	.00
RECEIVABLES	.00	.00	.00	.00
INVESTMENTS-ROAD IMPROVEMENT	.00	.00	.00	.00
INVESTMENTS	.00	.00	.00	.00
FUND TOTALS	<u>.00</u>	<u>.00</u>	<u>.00</u>	<u>.00</u>
2017 032 FEDERAL IMPROVEMENT 0711037				
CASH	.47	.00	.00	.47
RECEIVABLES	.00	.00	.00	.00
INVESTMENTS	.00	.00	.00	.00
INVESTMENTS	.00	.00	.00	.00
FUND TOTALS	<u>.47</u>	<u>.00</u>	<u>.00</u>	<u>.47</u>
2017 033 SATT PROGRAM				
CASH	.00	.00	.00	.00
CD INVESTMENTS	.00	.00	.00	.00
RECIEVABLES	.00	.00	.00	.00
INVESTMENTS	.00	.00	.00	.00
CD INVESTMENTS	.00	.00	.00	.00
FUND TOTALS	<u>.00</u>	<u>.00</u>	<u>.00</u>	<u>.00</u>
2017 034 MENTAL HEALTH INITIATIVE PRG				
CASH	19,562.35	19,364.00	18,746.43-	20,179.92
CASH-OPERATING	.00	.00	.00	.00
CD INVESTMENTS	.00	.00	.00	.00
RECIEVABLES	.00	.00	.00	.00
INVESTMENTS	.00	.00	.00	.00
CD INVESTMENTS	.00	.00	.00	.00
MONEY MARKET GB	.00	.00	.00	.00
FUND TOTALS	<u>19,562.35</u>	<u>19,364.00</u>	<u>18,746.43-</u>	<u>20,179.92</u>
2017 035 CIVIL CHILD SUPPORT PROGRAM				
CASH	23,759.33	3,849.00	.00	27,608.33
CASH-OPERATING	.00	.00	.00	.00
CD INVESTMENTS	.00	.00	.00	.00

ACCOUNT NAME	BEGINNING CASH BALANCE	CASH RECEIPTS	CASH DISBURSEMENTS	ENDING CASH BALANCE
RECEIVABLES	.00	.00	.00	.00
CD INVESTMENTS	.00	.00	.00	.00
GB MONEY MARKET	37,000.00	.00	.00	37,000.00
FUND TOTALS	60,759.33	3,849.00	.00	64,608.33
2017 036 FEMA DR-1999-TX 2011 WILDFIRES				
CASH- 1999 FEMA WILDFIRES	9.96	.00	.00	9.96
CASH-OPERATING	.00	.00	.00	.00
RECEIVABLES	.00	.00	.00	.00
INVESTMENTS	.00	.00	.00	.00
INTEREST DISTRIBUTION	.00	.00	.00	.00
FUND TOTALS	9.96	.00	.00	9.96
2017 037 HIGH RISK TREATMENT PROGRAM				
CASH	21,145.25	26,924.00	30,156.77-	17,912.48
CASH-OPERATING	.00	.00	.00	.00
CD INVESTMENTS	.00	.00	.00	.00
RECEIVABLES	.00	.00	.00	.00
INVESTMENTS	.00	.00	.00	.00
GB,MONEY MARKET	15,000.00	.00	.00	15,000.00
FUND TOTALS	36,145.25	26,924.00	30,156.77-	32,912.48
2017 038 BEAR CREEK FMAG 2965-2011				
CASH	3,570.39	8.63	.00	3,579.02
CASH OPERATING	.00	.00	.00	.00
RECEIVABLES	.00	.00	.00	.00
CD INVESTMENTS	.00	.00	.00	.00
INVESTMENTS	.00	.00	.00	.00
MONEY MARKET GB	33,334.76	71.47	.00	33,406.23
FUND TOTALS	36,905.15	80.10	.00	36,985.25
2017 039 TEXAS CDBG CONTRACT 713069				
CASH	9.73	.00	.00	9.73
RECEIVABLES	.00	.00	.00	.00
INVESTMENTS	.00	.00	.00	.00
INVESTMENTS	.00	.00	.00	.00
FUND TOTALS	9.73	.00	.00	9.73
2017 040 TEXAS CDBG CONTRACT 7216247				
CASH	.00	103,069.65	35,000.00-	68,069.65
INVESTMENTS	.00	.00	.00	.00
INVESTMENTS	.00	.00	.00	.00
GB MONEY MARKET	.00	.00	.00	.00
FUND TOTALS	.00	103,069.65	35,000.00-	68,069.65
2017 041 LAW LIBRARY				
CASH - LAW LIBRARY OPERATING	10,729.84-	3,397.00	3,705.27-	11,038.11-
CASH OPERATING	.00	.00	.00	.00
C D INVESTMENT	.00	.00	.00	.00
RECEIVABLES	.00	.00	.00	.00
CD INVESTMENT	.00	.00	.00	.00
FUND TOTALS	10,729.84-	3,397.00	3,705.27-	11,038.11-
2017 042 INDIGENT DEFENSE GRANT (SB7)				
INDIGENT DEFENSE GRANT (SB7)	.00	.00	.00	.00
CASH-INDIGENT DEFENSE	34,629.33	7,930.12	.00	42,559.45
CASH OPERATING	.00	.00	.00	.00

ACCOUNT NAME	BEGINNING CASH BALANCE	CASH RECEIPTS	CASH DISBURSEMENTS	ENDING CASH BALANCE
CD INVESTMENT	.00	.00	.00	.00
RECEIVABLES	.00	.00	.00	.00
INVESTMENTS	25,342.93	49.76	.00	25,392.69
TEXPOOL INVESTMENTS	.00	.00	.00	.00
BANK INVESTMENTS	.00	.00	.00	.00
MONEY MARKET GB	5,486.06	11.75	.00	5,497.81
FUND TOTALS	65,458.32	7,991.63	.00	73,449.95
2017 043 DIST ATT, ESCROW ACCOUNT				
DIST ATT. ESCROW ACCOUNT	.00	.00	.00	.00
CASH OPERATING-DA ESCROW ACCT	309.97	.74	.00	310.71
CASH OPERATING	.00	.00	.00	.00
C D INVESTMENT	.00	.00	.00	.00
RECEIVABLES	.00	.00	.00	.00
INVESTMENTS	.00	.00	.00	.00
CD INVESTMENT	.00	.00	.00	.00
MONEY MARKET GB	.00	.00	.00	.00
FUND TOTALS	309.97	.74	.00	310.71
2017 044 C.D.A.FORFEITURE ACCOUNT				
C.D.A.FORFEITURE ACCOUNT	.00	.00	.00	.00
CASH OPERATING-CDA FORFEITURE	12,481.21	9,053.66	8,239.94-	13,294.93
CASH OPERATING	.00	.00	.00	.00
C D INVESTMENT	.00	.00	.00	.00
RECEIVABLES	.00	.00	.00	.00
INVESTMENTS	39,140.40	76.87	.00	39,217.27
CD INVESTMENT	.00	.00	.00	.00
GB MONEY MARKET	15,322.65	32.85	.00	15,355.50
FUND TOTALS	66,944.26	9,163.38	8,239.94-	67,867.70
2017 045 REGIONAL INTRASTATE TASK FORCE				
ARK-LA-TEX NARC TASK FORCE	.00	.00	.00	.00
REGIONAL TASK FRC CASH	892.57	2.15	.00	894.72
CASH OPERATING	.00	.00	.00	.00
C D INVESTMENTS	.00	.00	.00	.00
RECEIVABLES	.00	.00	.00	.00
INVESTMENTS	.00	.00	.00	.00
CD INVESTMENTS	.00	.00	.00	.00
FUND TOTALS	892.57	2.15	.00	894.72
2017 046 TASK FORCE PROGRAM INCOME				
TASK FORCE PROGRAM INCOME	.00	.00	.00	.00
TF PROGRAM INCOME-CASH	7,943.31	19.23	.00	7,962.54
CASH OPERATING	.00	.00	.00	.00
CD INVESTMENTS	.00	.00	.00	.00
RECEIVABLES	.00	.00	.00	.00
TF-PI INVESTMENTS	.00	.00	.00	.00
INVESTMENTS	.00	.00	.00	.00
MONEY MARKET	35,246.82	75.58	.00	35,322.40
FUND TOTALS	43,190.13	94.81	.00	43,284.94
2017 047 CDA-STATE FUNDS				
CDA STATE FUNDS	.00	.00	.00	.00
CASH	1,683.17	9,169.08	10,030.39-	821.86
CASH OPERATING	.00	.00	.00	.00
CD INVESTMENTS	.00	.00	.00	.00
INVESTMENTS	.00	.00	.00	.00

ACCOUNT NAME	BEGINNING CASH BALANCE	CASH RECEIPTS	CASH DISBURSEMENTS	ENDING CASH BALANCE
CD INVESTMENTS	.00	.00	.00	.00
FUND TOTALS	1,683.17	9,169.08	10,030.39-	821.86
2017 048 TEXAS HISTORICAL GRANT				
CASH	.00	.00	.00	.00
CASH	6,758.55	16.37	.00	6,774.92
CASH-OPERATING	.00	.00	.00	.00
CD INVESTMENTS	.00	.00	.00	.00
RECEIVABLES	.00	.00	.00	.00
CD INVESTMENTS	.00	.00	.00	.00
GB MONEY MARKET	20,050.11	42.99	.00	20,093.10
FUND TOTALS	26,808.66	59.36	.00	26,868.02
2017 050 ARK LA TEX SEIZ/FORFT.FUND				
ARK-LA-TEX FORF/SEIZ.	.00	.00	.00	.00
CASH	268.45-	.00	.00	268.45-
CASH OPERATING	.00	.00	.00	.00
C D INVESTMENTS	.00	.00	.00	.00
INVESTMENTS	.00	.00	.00	.00
CD INVESTMENT	.00	.00	.00	.00
FUND TOTALS	268.45-	.00	.00	268.45-
2017 051 CDA FORFEITURE FUNDS				
CDA FEDERAL FORFEITURES FUND	.00	.00	.00	.00
CASH	11,042.10	26.74	.00	11,068.84
CASH-OPERATING	.00	.00	.00	.00
C D INVESTMENTS	.00	.00	.00	.00
INVESTMENTS	.00	.00	.00	.00
CD INVESTMENT	.00	.00	.00	.00
MONEY MARKET	10,225.03	21.91	.00	10,246.94
FUND TOTALS	21,267.13	48.65	.00	21,315.78
2017 052 SHERIFF FEDERAL FORFEITURES				
SHERIFF FEDERAL FORFIETURES	.00	.00	.00	.00
CASH	4,295.66	10.40	.00	4,306.06
CASH-OPERATING	.00	.00	.00	.00
C D INVESTMENTS	.00	.00	.00	.00
INVESTMENTS	.00	.00	.00	.00
CD INVESTMENTS	.00	.00	.00	.00
MONEY MARKET GB	21.09	.03	.00	21.12
FUND TOTALS	4,316.75	10.43	.00	4,327.18
2017 055 HOME GRANT PROJECTS 2017				
CASH	.00	.00	6,349.00-	6,349.00-
CD INVESTMENTS	.00	.00	.00	.00
RECEIVABLES	.00	.00	.00	.00
FUND TOTALS	.00	.00	6,349.00-	6,349.00-
2017 060 MENTAL HEALTH PROGRAM # 4				
CASH	.00	.00	.00	.00
CD INVESTMENTS	.00	.00	.00	.00
RECIEVABLES	.00	.00	.00	.00
INVESTMENTS	.00	.00	.00	.00
MONEY MARKET GB	.00	.00	.00	.00
FUND TOTALS	.00	.00	.00	.00
2017 061 AGGRESSIVE BEHAVIOR PROGRAM#20				
CASH	2,817.07	3,288.25	3,048.00-	3,057.32

ACCOUNT NAME	BEGINNING CASH BALANCE	CASH RECEIPTS	CASH DISBURSEMENTS	ENDING CASH BALANCE
CD INVESTMENTS	.00	.00	.00	.00
RECEIVABLES	.00	.00	.00	.00
INVESTMENTS	.00	.00	.00	.00
GB MONEY MARKET	.00	.00	.00	.00
FUND TOTALS	<u>2,817.07</u>	<u>3,288.25</u>	<u>3,048.00-</u>	<u>3,057.32</u>
2017 062 CTIF-01-034 TXDOT GRANT				
CASH	14,765.26	210,447.01	224,646.00-	566.27
GB MONEY MARKET	<u>210,294.23</u>	<u>298.69</u>	<u>210,434.39-</u>	<u>158.53</u>
FUND TOTALS	<u>225,059.49</u>	<u>210,745.70</u>	<u>435,080.39-</u>	<u>724.80</u>
2017 065 FEMA 4269				
CASH	15,100.81	36.58	.00	15,137.39
GB MONEY MARKET	<u>80,118.31</u>	<u>171.80</u>	<u>.00</u>	<u>80,290.11</u>
FUND TOTALS	<u>95,219.12</u>	<u>208.38</u>	<u>.00</u>	<u>95,427.50</u>
2017 070 RIGHT OF WAY FUND				
CASH -RIGHT OF WAY OPERATING	19,102.40	333.21	.00	19,435.61
CASH-OPERATING	.00	.00	.00	.00
C D INVESTMENT	.00	.00	.00	.00
RECEIVABLES	.00	.00	.00	.00
INVESTMENTS	28,946.11	56.85	.00	29,002.96
CD INVESTMENT	.00	.00	.00	.00
MAIN MONEY MARKET GB	<u>55,754.91</u>	<u>119.56</u>	<u>.00</u>	<u>55,874.47</u>
FUND TOTALS	<u>103,803.42</u>	<u>509.62</u>	<u>.00</u>	<u>104,313.04</u>
2017 072 CASS COUNTY FORESTRY FUND				
CASH-CASS COUNTY FORESTRY FUND	12,054.99	29.20	.00	12,084.19
CASH OPERATING	.00	.00	.00	.00
C D INVESTMENT	.00	.00	.00	.00
RECEIVABLES	.00	.00	.00	.00
INVESTMENTS	46,876.56	92.07	.00	46,968.63
CD INVESTMENT	.00	.00	.00	.00
MAIN GB MONEY MARKET	120,542.87	258.50	.00	120,801.37
MAIN TEXAR CD	<u>102,302.06</u>	<u>354.92</u>	<u>.00</u>	<u>102,656.98</u>
FUND TOTALS	<u>281,776.48</u>	<u>734.69</u>	<u>.00</u>	<u>282,511.17</u>
2017 080 CASS COUNTY JAIL CONSTRUCTION				
CASH-CASS CO JAIL CONST	.00	.00	.00	.00
C D INVESTMENT	.00	.00	.00	.00
RECEIVABLES	.00	.00	.00	.00
INVESTMENTS-CC JAIL CONST	.00	.00	.00	.00
CD INVESTMENT	.00	.00	.00	.00
FUND TOTALS	<u>.00</u>	<u>.00</u>	<u>.00</u>	<u>.00</u>
2017 081 CC JAIL INT & SINKING				
CASH-CC JAIL INT & SINKING	.00	.00	.00	.00
C D INVESTMENT	.00	.00	.00	.00
RECEIVABLES	.00	.00	.00	.00
INVESTMENTS	.00	.00	.00	.00
BANK INVESTMENT	.00	.00	.00	.00
FUND TOTALS	<u>.00</u>	<u>.00</u>	<u>.00</u>	<u>.00</u>
2017 082 RESOURCE RECOVERY I&S				
CASH-CC RESOURCE RECOVERY	.00	.00	.00	.00
PETTY CASH	.00	.00	.00	.00
C D INVESTMENT	.00	.00	.00	.00

ACCOUNT NAME	BEGINNING CASH BALANCE	CASH RECEIPTS	CASH DISBURSEMENTS	ENDING CASH BALANCE
RECEIVABLES	.00	.00	.00	.00
INVESTMENTS	.00	.00	.00	.00
BANK INVESTMENT	.00	.00	.00	.00
FUND TOTALS	.00	.00	.00	.00
2017 083 RESOURCE RECOVERY INT&SINKING				
CASH-RES REC INT&SINKING	.00	.00	.00	.00
C D INVESTMENT	.00	.00	.00	.00
RECEIVABLES	.00	.00	.00	.00
INVESTMENTS	.00	.00	.00	.00
BANK INVESTMENT	.00	.00	.00	.00
FUND TOTALS	.00	.00	.00	.00
2017 084 COMBINED INTEREST & SINKING				
COMBINED INTEREST & SINKING	.00	.00	.00	.00
CASH	14,498.63	4,662.74	350.00-	18,811.37
CASH-OPERATING	.00	.00	.00	.00
CD INVESTMENT	.00	.00	.00	.00
RECEIVABLES	.00	.00	.00	.00
INVESTMENTS	.00	.00	.00	.00
BANK INVESTMENTS	.00	.00	.00	.00
CI&S GB MM	339,570.84	25,649.84	.00	365,220.68
FUND TOTALS	354,069.47	30,312.58	350.00-	384,032.05
2017 085 LAW ENFORC.CONSTRUCTION FUND				
06 CONSTRUCTION & RENOVATION	6,559.86	15.88	.00	6,575.74
CASH OPERATING	.00	.00	.00	.00
C D INVESTMENT	.00	.00	.00	.00
INVESTMENTS	11,836.00	23.23	.00	11,859.23
CD INVESTMENTS	.00	.00	.00	.00
MAIN MONEY MARKET GB	.00	.00	.00	.00
FUND TOTALS	18,395.86	39.11	.00	18,434.97
2017 086 INTEREST & SINKING SERIES 2016				
CASH	1,967.60	1,701.19	.00	3,668.79
CASH OPERATING	.00	.00	.00	.00
CD INVESTMENTS	.00	.00	.00	.00
RECEIVABLES	.00	.00	.00	.00
INVESTMENTS	.00	.00	.00	.00
BANK INVESTMENTS	.00	.00	.00	.00
CI&S GB MM	153,924.64	7,907.58	.00	161,832.22
FUND TOTALS	155,892.24	9,608.77	.00	165,501.01
2017 089 CDA DISCRETIONARY FUND				
CASH	8,351.38	648.31	1,465.31-	7,534.38
CASH-OPERATING	.00	.00	.00	.00
C D INVESTMENT	.00	.00	.00	.00
RECEIVABLES	.00	.00	.00	.00
FUND TOTALS	8,351.38	648.31	1,465.31-	7,534.38
2017 090 PAYROLL				
PAYROLL FUND	.00	.00	.00	.00
PAYROLL CASH	12,035.80	.00	.00	12,035.80
CASH OPERATING	.00	.00	.00	.00
FUND TOTALS	12,035.80	.00	.00	12,035.80
2017 096 GENERAL FIXED ASSETS				
CASH	.00	.00	.00	.00

ACCOUNT NAME	BEGINNING CASH BALANCE	CASH RECEIPTS	CASH DISBURSEMENTS	ENDING CASH BALANCE
LAND,BLDGS & IMPROVEMENTS	.00	.00	.00	.00
EQUIP,FURN, & FIXTURES	.00	.00	.00	.00
CAPITAL LEASE ASSETS (AUTOS)	.00	.00	.00	.00
CONSTRUCTION IN PROGRESS	.00	.00	.00	.00
FUND TOTALS	.00	.00	.00	.00
2017 097 GENERAL LONG TERM DEBT				
CASH	.00	.00	.00	.00
FUND TOTALS	.00	.00	.00	.00
GRAND TOTALS	12,453,688.99	8,942,763.43	10,336,766.08-	11,059,686.34 ✓

FUND NAME	CHECKING ACCOUNT	CHECKING AMOUNT	TDOA ACCOUNT	TDOA AMOUNT	FUND TOTAL
2017 010 GENERAL FUND	MAIN	56,703.04-	MAIN TDOA MAIN GB MM MAIN TCLAS	81,494.50 2,384,906.18 3,029,585.13	5,439,282.77
2017 011 DISTRICT & CO COURT@LAW FUN	MAIN	177,852.74-	MAIN TDOA MAIN GB MM		177,852.74-
2017 012 MAIN ROAD & BRIDGE	MAIN	94,706.25	MAIN TDOA MAIN GB MM MAIN TCLAS	213,545.64 350,322.70	658,574.59
2017 013 H.A.V.A.	MAIN	5,214.72	MAIN TDOA		5,214.72
2017 014 TOBACCO SETTLEMENT	MAIN	29,150.67	MAIN TDOA MAIN GB MM MAIN RR CD MAIN DC CD MAIN RR SV MAIN TX CD MAIN TX SV	56,479.41 254,229.77 248,499.45 245,107.54 15.21 143,720.05 25.00	977,227.10
2017 015 BEAR CK DISASTER DONATION	BRCREEK				
2017 016 JUVENILE PROBATION	MAIN	33,880.11	MAIN TDOA MAIN GB MM	140,259.14 163,505.00	337,644.25
2017 017 ADULT PROBATION	MAIN	97,903.86	MAIN TDOA MAIN GB MM	106,489.91 213,785.07	418,178.84
2017 018 CASS CO RESTITUTION CENTER	MAIN		MAIN TDOA		
2017 019 SATP TRACK III	MAIN	23,855.33	MAIN GB MM		23,855.33
2017 020 COMMUMNITY SERVICE RESTITUTIMAIN	MAIN	12,170.02	MAIN GB MM		12,170.02
2017 021 ROAD AND BRIDGE #1	MAIN	32,817.03	MAIN TDOA MAIN GB MM MAIN TCLAS	71,953.63 309,310.68 400,368.80	814,450.14
2017 022 ROAD AND BRIDGE #2	MAIN	17,557.41	MAIN TDOA MAIN GB MM MAIN TCLAS	81,650.49 190,100.19 100,092.20	389,400.29
2017 023 ROAD AND BRIDGE #3	MAIN	5,750.12	MAIN TDOA MAIN GB MM	27,113.79 323,492.72	356,356.63
2017 024 ROAD AND BRIDGE #4	MAIN	13,729.13	MAIN TDOA MAIN GB MM	71,777.98 245,134.77	330,641.88
2017 025 AIP PROGRAM	MAIN	36,418.79-	MAIN TDOA		36,418.79-
2017 026 CASS COUNTY RESOURCE RECOVERMAIN	MAIN		MAIN TDOA		
2017 027 COUNTY CLERK ARCHIVE FUND	MAIN				
2017 028 CASS COUNTY PARK	MAIN	18,759.37-			18,759.37-

FUND NAME	CHECKING ACCOUNT	CHECKING AMOUNT	TDOA ACCOUNT	TDOA AMOUNT	FUND TOTAL
2017 029 FEDERAL-ROAD IMPROVMT	071019MAIN	1,782.59	MAIN TDOA		1,782.59
2017 030 LINDEN ENTERPRISE FUND	MAIN		MAIN TDOA MAIN GB MM	10,104.96	10,104.96
2017 031 EMG WATERSHED AG-7442-C-1100	MAIN		MAIN TDOA		
2017 032 FEDERAL IMPROVEMENT	0711037 MAIN MAIN	.47	MAIN TDOA		.47
2017 033 SATT PROGRAM	MAIN		MAIN TDOA		
2017 034 MENTAL HEALTH INITIATIVE PRG	MAIN	20,179.92	MAIN TDOA MAIN GB MM		20,179.92
2017 035 CIVIL CHILD SUPPORT PROGRAM	MAIN	27,608.33	MAIN GB MM	37,000.00	64,608.33
2017 036 FEMA DR-1999-TX 2011 WILDFIR	MAIN	9.96	MAIN TDOA		9.96
2017 037 HIGH RISK TREATMENT PROGRAM	MAIN	17,912.48	MAIN TDOA MAIN GB MM	15,000.00	32,912.48
2017 038 BEAR CREEK FMAG 2965-2011	MAIN	3,579.02	MAIN TDOA MAIN GB MM	33,406.23	36,985.25
2017 039 TEXAS CDBG CONTRACT 713069	MAIN	9.73			9.73
2017 040 TEXAS CDBG CONTRACT 7216247	MAIN	68,069.65	MAIN GB MM		68,069.65
2017 041 LAW LIBRARY	MAIN	11,038.11-			11,038.11-
2017 042 INDIGENT DEFENSE GRANT (SB7)	MAIN	42,559.45	MAIN TDOA MAIN GB MM	25,392.69 5,497.81	73,449.95
2017 043 DIST ATT, ESCROW ACCOUNT	MAIN	310.71	MAIN TDOA MAIN GB MM		310.71
2017 044 C.D.A.FORFEITURE ACCOUNT	MAIN	13,294.93	MAIN TDOA MAIN GB MM	39,217.27 15,355.50	67,867.70
2018 045 REGIONAL INTRASTATE TASK FOR	MAIN	894.72			894.72
2018 046 TASK FORCE PROGRAM INCOME	MAIN	7,962.54	MAIN GB MM	35,322.40	43,284.94
2017 047 CDA-STATE FUNDS	MAIN	821.86			821.86
2017 048 TEXAS HISTORICAL GRANT	MAIN	6,774.92	MAIN GB MM	20,093.10	26,868.02
2017 050 ARK LA TEX SEIZ/FORFT.FUND	MAIN	268.45-			268.45-
2017 051 CDA FORFEITURE FUNDS	MAIN	11,068.84	MAIN TDOA MAIN GB MM	10,246.94	21,315.78
2017 052 SHERIFF FEDERAL FORFEITURES	MAIN	4,306.06	MAIN TDOA MAIN GB MM	21.12	4,327.18

FUND NAME	CHECKING ACCOUNT	CHECKING AMOUNT	TDOA ACCOUNT	TDOA AMOUNT	FUND TOTAL
2017 055 HOME GRANT PROJECTS 2017	MAIN	6,349.00-			6,349.00-
2017 060 MENTAL HEALTH PROGRAM # 4	MAIN		MAIN TDOA MAIN GB MM		
2017 061 AGGRESSIVE BEHAVIOR PROGRAM#MAIN		3,057.32	MAIN TDOA MAIN GB MM		3,057.32
2017 062 CTIF-01-034 TXDOT GRANT	MAIN	566.27	MAIN GB MM	158.53	724.80
2017 065 FEMA 4269	MAIN	15,137.39	MAIN GB MM	80,290.11	95,427.50
2017 070 RIGHT OF WAY FUND	MAIN	19,435.61	MAIN TDOA MAIN GB MM	29,002.96 55,874.47	104,313.04
2017 072 CASS COUNTY FORESTRY FUND	MAIN	12,084.19	MAIN TDOA MAIN GB MM MAIN TX CD	46,968.63 120,801.37 102,656.98	282,511.17
2017 080 CASS COUNTY JAIL CONSTRUCTIOCC JAIL CO			CCJC-TDOA CC JAIL CD		
2017 081 CC JAIL INT & SINKING	CC JAILI&S		CCJIS-TDOA JAIL I&SCD		
2017 082 RESOURCE RECOVERY I&S	CC SW CONS		CCSWC-TDOA SW CONSTCD		
2017 083 RESOURCE RECOVERY INT&SINKINCC SW I&S			CCSWIS-TDO SW I&S CD		
2017 084 COMBINED INTEREST & SINKING CI&S		18,811.37	CI&S CI&S GB MM	365,220.68	384,032.05
2017 085 LAW ENFORC.CONSTRUCTION FUNDMAIN		6,575.74	MAIN TDOA MAIN GB MM	11,859.23	18,434.97
2017 086 INTEREST & SINKING SERIES 20CI&S		3,668.79	CI&S GB MM	161,832.22	165,501.01
2017 089 CDA DISCRETIONARY FUND	MAIN	7,534.38			7,534.38
2017 090 PAYROLL	PAYROLL	12,035.80			12,035.80
2017 096 GENERAL FIXED ASSETS					
2017 097 GENERAL LONG TERM DEBT					
		-----		-----	-----
TOTAL		385,398.19		10,674,288.15	11,059,686.34 ✓

CHECK ACCOUNT

ACCOUNT BALANCE - MAIN
ACCOUNT BALANCE - CI&S
ACCOUNT BALANCE - PAYROLL

CHECK

350,882.23
22,480.16
12,035.80

TOTAL

385,398.19 +

TDOA ACCOUNT

ACCOUNT BALANCE - MAIN TDOA
ACCOUNT BALANCE - MAIN GB MM
ACCOUNT BALANCE - MAIN TCLAS
ACCOUNT BALANCE - MAIN RR CD
ACCOUNT BALANCE - MAIN DC CD
ACCOUNT BALANCE - MAIN RR SV
ACCOUNT BALANCE - MAIN TX CD
ACCOUNT BALANCE - MAIN TX SV
ACCOUNT BALANCE - CI&S GB MM

TDOA

789,659.63
4,737,182.56 -
3,880,368.83
248,499.45
245,107.54
15.21
246,377.03
25.00
527,052.90 -

- 5,264,235.46

TOTAL

10,674,288.15 +

11,059,686.34 + ✓

**TEXPOOL INVESTMENTS
FOR THE QUARTER ENDING JUNE 30, 2017**

FUND	BEGINNING BALANCE	INTEREST & PURCHASES	DECREASE	BOOK VALUE
GENERAL	81,334.53	159.97	-	81,494.50
JURY	-	-	-	-
MAIN R & B	-	-	-	-
TOBACCO SETTLEMENT	56,368.69	110.72	-	56,479.41
JUVENILE PROBATION	139,984.17	274.97	-	140,259.14
ADULT PROBATION	106,281.15	208.76	-	106,489.91
ROAD & BRIDGE 1	71,812.58	141.05	-	71,953.63
ROAD & BRIDGE 2	81,490.43	160.06	-	81,650.49
ROAD & BRIDGE 3	27,060.64	53.15	-	27,113.79
ROAD & BRIDGE 4	71,637.28	140.70	-	71,777.98
FEDERAL ROAD IMPROVMT	-	-	-	-
INDIGENT DEFENSE GRANT	25,342.93	49.76	-	25,392.69
CDA FORFEITURE	39,140.40	76.87	-	39,217.27
RIGHT OF WAY	28,946.11	56.85	-	29,002.96
FORESTRY	46,876.56	92.07	-	46,968.63
CONST & RENOVATION	11,836.00	23.23	-	11,859.23
TOTAL	788,111.47	1,548.16	-	789,659.63

Attached, please find a letter from TexPool stating the book and market value of their funds.

RESPECTFULLY SUBMITTED THIS 25TH DAY OF JULY, 2017.


 DONNA EARLY
 CASS COUNTY TREASURER

**GUARANTY BANK AND TRUST GENERAL MM
FOR THE QUARTER ENDING JUNE 30, 2017**

FUND	BEGINNING BALANCE	INTEREST & PURCHASES	DECREASE	BOOK VALUE
General	3,488,510.23	206,395.95	1,310,000.00	2,384,906.18
Main R & B	800,711.39	382,834.25	970,000.00	213,545.64
Tobacco	253,685.72	544.05	-	254,229.77
Juvenile Probation	193,119.93	385.07	30,000.00	163,505.00
Adult Probation	223,173.82	40,611.25	50,000.00	213,785.07
SATP Track III	12,000.00	-	12,000.00	-
R & B 1	667,546.95	520,763.73	879,000.00	309,310.68
R & B 2	315,586.28	100,513.91	226,000.00	190,100.19
R & B 3	143,545.64	325,947.08	146,000.00	323,492.72
R & B 4	187,634.95	100,499.82	43,000.00	245,134.77
Linden Enterprise Fund	10,083.36	21.60	-	10,104.96
Civil Child Support Prgm.	37,000.00	-	-	37,000.00
High Risk Treatment Prgm.	15,000.00	-	-	15,000.00
Bear Creek FMAG 2965-2011	33,334.76	71.47	-	33,406.23
Indigent Defense Grant	5,486.06	11.75	-	5,497.81
CDA Forfeiture Account	15,322.65	32.85	-	15,355.50
Task Force PI	35,246.82	75.58	-	35,322.40
Texas Historical Grant	20,050.11	42.99	-	20,093.10
CDA Forfeiture Funds	10,225.03	21.91	-	10,246.94
Sheriff Federal Forfeiture	21.09	0.03	-	21.12
CTIF-01-034 TXDOT Grant	210,294.23	298.69	210,434.39	158.53
FEMA 4269	80,118.31	171.80	-	80,290.11
Right of Way	55,754.91	119.56	-	55,874.47
Cass County Forestry	120,542.87	258.50	-	120,801.37
TOTAL	6,933,995.11	1,679,621.84	3,876,434.39	4,737,182.56 ✓

**GUARANTY BANK AND TRUST CI&S MM
FOR THE QUARTER ENDING JUNE 30, 2017**

FUND	BEGINNING BALANCE	INTEREST & PURCHASES	DECREASE	BOOK VALUE
Combined I&S Series 2015	339,570.84	25,649.84	-	365,220.68
I&S Series 2016	153,924.64	7,907.58	-	161,832.22
TOTAL	493,495.48	33,557.42	-	527,052.90 ✓

BALANCE ALL MM ACCOUNTS 5,264,235.46 ✓

RESPECTFULLY SUBMITTED THIS 25TH DAY OF JULY, 2017.



 DONNA EARLY
 CASS COUNTY TREASURER

**GUARANTY BANK AND TRUST ALL ACCOUNTS
FOR THE QUARTER ENDING JUNE 30, 2017**

Attached is a list of balances for all funds in Guaranty Bank and Trust under the Federal ID Number for Cass County and a copy of the pledged securities listing book and market value.

BALANCE ALL ACCOUNTS	7,264,997.44 ✓
FDIC INSURANCE	500,000.00
BOOK VALUE	8,059,665.57
MARKET VALUE PLEDGED	8,138,689.26
PLEDGED EXCESS	1,373,691.82 ✓

RESPECTFULLY SUBMITTED THIS 25TH DAY OF JULY, 2017.


DONNA EARLY
CASS COUNTY TREASURER

**TEXAS CLASS INVESTMENTS
FOR THE QUARTER ENDING JUNE 30, 2017**

FUND	BEGINNING BALANCE	INTEREST & PURCHASES	DECREASE	BOOK VALUE
GENERAL	3,020,077.76	9,507.37	-	3,029,585.13
Main R & B	-	350,322.70	-	350,322.70
R & B 1	-	400,368.80	-	400,368.80
R & B 2	-	100,092.20	-	100,092.20
TOTAL	3,020,077.76	860,291.07	-	3,880,368.83 ✓

Attached is a letter from Texas CLASS stating the book and market value of their funds.

RESPECTFULLY SUBMITTED THIS 25TH DAY OF JULY, 2017.


DONNA EARLY
CASS COUNTY TREASURER

**RED RIVER FEDERAL CREDIT UNION SAVINGS
FOR THE QUARTER ENDING JUNE 30, 2017**

FUND	BEGINNING BALANCE	INTEREST & PURCHASES	DECREASE	BOOK VALUE
Tobacco	15.20	0.01	-	15.21
TOTAL	15.20	0.01	-	15.21 ✓

**RED RIVER FEDERAL CREDIT UNION CD
FOR THE QUARTER ENDING JUNE 30, 2017**

FUND	BEGINNING BALANCE	INTEREST & PURCHASES	DECREASE	BOOK VALUE
Tobacco	247,441.99	1,057.46	-	248,499.45
TOTAL	247,441.99	1,057.46	-	248,499.45 ✓

BALANCE ALL ACCOUNTS **248,514.66** ✓
 NCUA INSURANCE **248,514.66** ✓

Attached, is a list of balances for all county funds in the Red River Federal Credit Union.

RESPECTFULLY SUBMITTED THIS 25TH DAY OF JULY, 2017.


 DONNA EARLY
 CASS COUNTY TREASURER

**DOMINO FEDERAL CREDIT UNION CD
FOR THE QUARTER ENDING JUNE 30, 2017**

<u>FUND</u>	<u>BEGINNING BALANCE</u>	<u>INTEREST & PURCHASES</u>	<u>DECREASE</u>	<u>BOOK VALUE</u>
Tobacco	244,464.49	643.05	-	245,107.54
TOTAL	244,464.49	643.05	-	245,107.54 ✓
BALANCE ALL ACCOUNTS	245,107.54			
NCUA INSURANCE	245,107.54			

Attached, is a list of balances for all county funds in the Domino Federal Credit Union.

RESPECTFULLY SUBMITTED THIS 25TH DAY OF JULY, 2017.



DONNA EARLY
CASS COUNTY TREASURER

**TEXAR FEDERAL CREDIT UNION SAVINGS
FOR THE QUARTER ENDING JUNE 30, 2017**

FUND	BEGINNING BALANCE	INTEREST & PURCHASES	DECREASE	BOOK VALUE
Tobacco	25.00	-	-	25.00
TOTAL	25.00	-	-	25.00 ✓

**TEXAR FEDERAL CREDIT UNION SAVINGS
FOR THE QUARTER ENDING JUNE 30, 2017**

FUND	BEGINNING BALANCE	INTEREST & PURCHASES	DECREASE	BOOK VALUE
Tobacco	143,223.11	496.94	-	143,720.05
Cass County Forestry	102,302.06	354.92	-	102,656.98
TOTAL	245,525.17	851.86	-	246,377.03 ✓

BALANCE ALL ACCOUNTS **246,402.03** ✓
 NCUA INSURANCE **246,402.03** ✓

Attached is a list of balances for all county funds in the TEXAR Federal Credit Union.

RESPECTFULLY SUBMITTED THIS 25TH DAY OF JULY, 2017.

Donna Early

 DONNA EARLY
 CASS COUNTY TREASURER