

Cass County Treasurer's Report

July
2017

**THE CASS COUNTY TREASURER'S REPORT OF RECEIPTS
FOR THE MONTH OF JULY, 2017**

| Source | 2016 | 2017 |
|----------------------|-------------------|-------------------|
| Justice of Peace #1 | 19,130.11 | 15,463.00 |
| Justice of Peace #2 | 4,655.10 | 5,892.99 |
| Justice of Peace #3 | 15,225.70 | 16,441.80 |
| Justice of Peace #4 | 9,371.60 | 8,424.00 |
| Constables | - | - |
| County Clerk | 32,009.75 | 28,931.20 |
| District Clerk | 43,208.43 | 19,870.77 |
| Cass County Sheriff | 1,314.00 | 1,501.00 |
| Tax Collector | 112,498.49 | 113,803.39 |
| State of Texas | 59,032.39 | 17,337.09 |
| State of Texas Reimb | 34,642.29 | 7,327.99 |
| Forfeiture/Seizures | - | - |
| U.S. Treasury | - | - |
| Interest | 3,904.72 | 23,052.17 |
| Royalties | - | 144.53 |
| Cass County Park | - | - |
| Sales | 215.50 | 133.00 |
| Miscellaneous | 16,387.32 | 7,953.76 |
| Miscellaneous Reimb | 100.81 | 20,656.47 |
| Transferred Funds | - | - |
| Sub-Total | 351,696.21 | 286,933.16 |
| AIP Program | - | - |
| DOEP | - | - |
| Juvenile Probation | 21,742.00 | 23,136.00 |
| Adult Probation | 26,724.00 | 30,051.69 |
| Others/Miscellaneous | 6,240.66 | 5,752.58 |
| State/Others | 75,387.91 | 5,521.40 |
| CDA Discretionary | 275.38 | 210.56 |
| Sub-Total | 130,369.95 | 64,672.23 |
| Grand Total | 482,066.16 | 351,605.39 |

NET SALARY **326,535.60** **342,079.06**

RESPECTFULLY SUBMITTED,



DONNA EARLY
CASS COUNTY TREASURER

**THE CASS COUNTY TREASURER'S REPORT
OF RECEIPTS AND DISBURSEMENTS
FOR THE MONTH OF JULY, 2017**

| FUND | BEG. BAL. | RECEIVED | DISBURSED | BALANCE |
|-----------------------------|----------------------|---------------------|---------------------|----------------------|
| General | 5,439,282.77 | 870,551.82 | 1,449,168.07 | 4,860,666.52 |
| Jury Fund | (177,852.74) | 4,886.26 | 57,384.22 | (230,350.70) |
| Main R & B | 658,574.59 | 133,690.96 | 289,184.87 | 503,080.68 |
| H.A.V.A. | 5,214.72 | 4.05 | - | 5,218.77 |
| TOBACCO SETTLEMENT | 977,227.10 | 44,882.10 | 43,947.26 | 978,161.94 |
| R & B 1 | 814,450.14 | 171,147.68 | 121,971.68 | 863,626.14 |
| R & B 2 | 389,400.29 | 162,274.85 | 129,572.55 | 422,102.59 |
| R & B 3 | 356,356.63 | 108,441.13 | 71,785.13 | 393,012.63 |
| R & B 4 | 330,641.88 | 99,200.22 | 73,405.45 | 356,436.65 |
| CC PARK | (18,759.37) | - | 926.84 | (19,686.21) |
| FEDERAL ROAD IMPROVMT | 1,782.59 | 1.38 | - | 1,783.97 |
| LINDEN ENTERPRISE FUND | 10,104.96 | 7.36 | - | 10,112.32 |
| FEDERAL IMPROVMT 0711037 | 0.47 | - | - | 0.47 |
| FEMA DR-1999 TX 2011 WF | 9.96 | - | - | 9.96 |
| BEAR CREEK FMAG 2965-2011 | 36,985.25 | 27.13 | - | 37,012.38 |
| TEXAS CDBG CONT. 713069 | 9.73 | - | - | 9.73 |
| TEXAS CDBG CONT. 7216247 | 68,069.65 | 80,056.48 | 148,061.00 | 65.13 |
| LAW LIBRARY | (11,038.11) | 840.00 | - | (10,198.11) |
| CDA ESCROW | 310.71 | 0.24 | - | 310.95 |
| CDA FORFEITURE | 67,867.70 | 53.86 | - | 67,921.56 |
| TEXAS HISTORICAL GRANT | 26,868.02 | 19.90 | - | 26,887.92 |
| ARK LA TEX SEIZ/FORFT | (268.45) | - | - | (268.45) |
| CDA FEDERAL FORFEITURE | 21,315.78 | 16.06 | - | 21,331.84 |
| SHERIFF FED FORFT | 4,327.18 | 3.35 | - | 4,330.53 |
| HOME GRANT PROJECTS 2017 | (6,349.00) | - | 432.00 | (6,781.00) |
| CTIF 01-034 TXDOT GRANT | 724.80 | 0.54 | - | 725.34 |
| FEMA 4269 | 95,427.50 | 52,623.04 | 147,589.01 | 461.53 |
| RIGHT OF WAY | 104,313.04 | 10,120.06 | 10,000.00 | 104,433.10 |
| FORESTRY FUND | 282,511.17 | 257.39 | - | 282,768.56 |
| COMBINED I & S- SERIES 2015 | 384,032.05 | 4,565.88 | - | 388,597.93 |
| CONST & RENOVATION | 18,434.97 | 14.88 | - | 18,449.85 |
| I & S 2016 | 165,501.01 | 1,290.12 | - | 166,791.13 |
| PAYROLL | 12,035.80 | - | - | 12,035.80 |
| SUB TOTAL | 10,057,512.79 | 1,744,976.74 | 2,543,428.08 | 9,259,061.45 |
| JUVENILE PROB | 337,644.25 | 80,817.50 | 27,623.68 | 390,838.07 |
| ADULT PROB | 418,178.84 | 93,239.73 | 119,815.53 | 391,603.04 |
| NETRC | - | - | - | - |
| SATP TRACK III | 23,855.33 | - | 10,842.84 | 13,012.49 |
| COMM SVC RESTITUTION | 12,170.02 | - | 5,296.40 | 6,873.62 |
| AIP PROGRAM | (36,418.79) | - | - | (36,418.79) |
| MENTAL HEALTH INT. PRG. | 20,179.92 | 1,400.61 | 7,051.32 | 14,529.21 |
| CIVIL CHILD SUPPORT PRG. | 64,608.33 | 11,586.00 | 10,500.00 | 65,694.33 |
| HIGH RISK TREATMENT PRG | 32,912.48 | - | 10,827.68 | 22,084.80 |
| INDIGENT DEFENSE | 73,449.95 | 37,892.13 | 30,000.00 | 81,342.08 |
| TASK FORCE | 894.72 | 0.69 | - | 895.41 |
| TASK FORCE PI | 43,284.94 | 31.93 | - | 43,316.87 |
| CDA STATE FUNDS | 821.86 | 0.06 | 3,321.22 | (2,499.30) |
| MENTAL HEALTH INT. PRG. 4 | - | - | - | - |
| AGGRESSIVE BEHAVIOR PRG. 4 | 3,057.32 | - | 1,103.44 | 1,953.88 |
| CDA DISCRETIONARY | 7,534.38 | 216.47 | 230.50 | 7,520.35 |
| SUB TOTAL | 1,002,173.55 | 225,185.12 | 226,612.61 | 1,000,746.06 |
| GRAND TOTAL | 11,059,686.34 | 1,970,161.86 | 2,770,040.69 | 10,259,807.51 |

RESPECTFULLY SUBMITTED,

Donna Early

DONNA EARLY
CASS COUNTY TREASURER

THE CASS COUNTY TREASURER'S REPORT
OF RECEIPTS AND DISBURSEMENTS
FOR THE MONTH OF JULY, 2017

CERTIFICATION

WE, THE UNDERSIGNED, certify that we have actually and fully inspected and counted all actual cash and assets in the hands of said Treasurer for the period beginning July 1, 2017 and ending July 31, 2017, and find the same to be true and correct, and order same to be entered upon the minutes of said court as required by Local Government Code, Sec. 114.026.

WITNESS OUR HAND, OFFICIALLY THIS 22ND DAY OF AUGUST, 2017.


COMMISSIONER, PRECINCT 1



COMMISSIONER, PRECINCT 3


COMMISSIONER, PRECINCT 2


COMMISSIONER, PRECINCT 4


COUNTY JUDGE

SWORN TO AND SUBSCRIBED BY EACH OF THE ABOVE, RESPECTIVELY, THIS 22ND DAY OF
AUGUST, 2017.


COUNTY CLERK



| ACCOUNT NAME | BEGINNING CASH BALANCE | CASH RECEIPTS | CASH DISBURSEMENTS | ENDING CASH BALANCE |
|---------------------------------------|------------------------|---------------|--------------------|---------------------|
| 2017 010 GENERAL FUND | | | | |
| CASH | 56,703.04- | 865,031.31 | 786,168.07- | 22,160.20 |
| CASH-OPERATING | .00 | .00 | .00 | .00 |
| RECEIVABLES | .00 | .00 | .00 | .00 |
| TEXPOOL INVESTMENTS | 81,494.50 | 67.32 | .00 | 81,561.82 |
| CD INVESTMENT | .00 | .00 | .00 | .00 |
| GB MONEY MARKET | 2,384,906.18 | 1,562.63 | 663,000.00- | 1,723,468.81 |
| LAND,BUILDINGS & IMPROVEMENTS | .00 | .00 | .00 | .00 |
| EQUIPMENT,FURNITURE&FIXTURES | .00 | .00 | .00 | .00 |
| TCLASS MONEY MARKET | 3,029,585.13 | 3,890.56 | .00 | 3,033,475.69 |
| FUND TOTALS | 5,439,282.77 | 870,551.82 | 1,449,168.07- | 4,860,666.52 |
| 2017 011 DISTRICT & CO COURT@LAW FUND | | | | |
| DISTRICT AND CO COURT@LAW CASH | 177,852.74- | 4,886.26 | 57,384.22- | 230,350.70- |
| CASH-OPERATING | .00 | .00 | .00 | .00 |
| C D INVESTMENT | .00 | .00 | .00 | .00 |
| RECEIVABLES | .00 | .00 | .00 | .00 |
| INVESTMENTS | .00 | .00 | .00 | .00 |
| CD INVESTMENT | .00 | .00 | .00 | .00 |
| MAIN GB MONEY MARKET | .00 | .00 | .00 | .00 |
| FUND TOTALS | 177,852.74- | 4,886.26 | 57,384.22- | 230,350.70- |
| 2017 012 MAIN ROAD & BRIDGE | | | | |
| CASH-MAIN R&B OPERATING | 94,706.25 | 133,549.12 | 203,684.87- | 24,570.50 |
| MAIN-CASH OPERATING | .00 | .00 | .00 | .00 |
| C D INVESTMENT | .00 | .00 | .00 | .00 |
| RECEIVABLES | .00 | .00 | .00 | .00 |
| INVESTMENTS | .00 | .00 | .00 | .00 |
| CD INVESTMENT | .00 | .00 | .00 | .00 |
| MAIN GB MONEY MARKET | 213,545.64 | 141.84 | 85,500.00- | 128,187.48 |
| TCLASS MONEY MARKET | 350,322.70 | .00 | .00 | 350,322.70 |
| FUND TOTALS | 658,574.59 | 133,690.96 | 289,184.87- | 503,080.68 |
| 2017 013 H.A.V.A. | | | | |
| CASH | 5,214.72 | 4.05 | .00 | 5,218.77 |
| CASH-OPERATING | .00 | .00 | .00 | .00 |
| RECEIVABLES | .00 | .00 | .00 | .00 |
| INVESTMENTS | .00 | .00 | .00 | .00 |
| FUND TOTALS | 5,214.72 | 4.05 | .00 | 5,218.77 |
| 2017 014 TOBACCO SETTLEMENT | | | | |
| TOBACCO SETTLEMENT | .00 | .00 | .00 | .00 |
| CASH | 29,150.67 | 13,468.18 | 30,500.00- | 12,118.85 |
| CASH-OPERATING | .00 | .00 | .00 | .00 |
| C.D. INVESTMENT | .00 | .00 | .00 | .00 |
| RECEIVABLES | .00 | .00 | .00 | .00 |
| INVESTMENTS | 56,479.41 | 46.59 | .00 | 56,526.00 |
| TOBACCO SETTLEMENT INVEST | .00 | .00 | .00 | .00 |
| GB MONEY MARKET | 254,229.77 | 30,696.78 | .00 | 284,926.55 |
| MAIN RR CD | 248,499.45 | 287.09 | 8,404.17- | 240,382.37 |
| MAIN DC CD | 245,107.54 | 213.79 | 5,043.09- | 240,278.24 |
| MAIN RR SV | 15.21 | .00 | .00 | 15.21 |
| MAIN TEXAR CD | 143,720.05 | 169.67 | .00 | 143,889.72 |
| MAIN TEXAR SV | 25.00 | .00 | .00 | 25.00 |
| FUND TOTALS | 977,227.10 | 44,882.10 | 43,947.26- | 978,161.94 |

| ACCOUNT NAME | BEGINNING CASH BALANCE | CASH RECEIPTS | CASH DISBURSEMENTS | ENDING CASH BALANCE |
|--|---------------------------|------------------|-----------------------|------------------------|
| 2017 015 BEAR CK DISASTER DONATION | | | | |
| CASH-BEAR CK DISASTER DONATION | .00 | .00 | .00 | .00 |
| RECEIVABLES | .00 | .00 | .00 | .00 |
| FUND TOTALS | .00 | .00 | .00 | .00 |
| 2017 016 JUVENILE PROBATION | | | | |
| CASH - JUVENILE PROBATION | 33,880.11 | 80,582.58 | 27,623.68 | 86,839.01 |
| CASH-OPERATING | .00 | .00 | .00 | .00 |
| C D INVESTMENT | .00 | .00 | .00 | .00 |
| RECEIVABLES | .00 | .00 | .00 | .00 |
| INVESTMENTS | 140,259.14 | 115.71 | .00 | 140,374.85 |
| CD INVESTMENT | .00 | .00 | .00 | .00 |
| GB MONEY MARKET | 163,505.00 | 119.21 | .00 | 163,624.21 |
| FUND TOTALS | 337,644.25 | 80,817.50 | 27,623.68 | 390,838.07 |
| 2017 017 ADULT PROBATION | | | | |
| CASH OPERATING-ADULT | 97,903.86 | 37,929.67 | 119,815.53 | 16,018.00 |
| CASH-OPERATING | .00 | .00 | .00 | .00 |
| C D INVESTMENT | .00 | .00 | .00 | .00 |
| RECEIVABLES | .00 | .00 | .00 | .00 |
| INVESTMENTS | 106,489.91 | 87.85 | .00 | 106,577.76 |
| CD INVESTMENT | .00 | .00 | .00 | .00 |
| GB MONEY MARKET | 213,785.07 | 55,222.21 | .00 | 269,007.28 |
| FUND TOTALS | 418,178.84 | 93,239.73 | 119,815.53 | 391,603.04 |
| 2017 018 CASS CO RESTITUTION CENTER | | | | |
| RESTITUTION CENTER | .00 | .00 | .00 | .00 |
| CASH OPERATING-RESTITUTION CEN | .00 | .00 | .00 | .00 |
| CASH TO OPEN FNB BANK ACCT. | .00 | .00 | .00 | .00 |
| RECEIVABLES | .00 | .00 | .00 | .00 |
| INVESTMENTS | .00 | .00 | .00 | .00 |
| C D INVESTMENT | .00 | .00 | .00 | .00 |
| CD INVESTMENT | .00 | .00 | .00 | .00 |
| FUND TOTALS | .00 | .00 | .00 | .00 |
| 2017 019 SATP TRACK III | | | | |
| CASH | 23,855.33 | .00 | 10,842.84 | 13,012.49 |
| CASH-OPERATING | .00 | .00 | .00 | .00 |
| RECEIVABLES | .00 | .00 | .00 | .00 |
| CD INVESTMENTS | .00 | .00 | .00 | .00 |
| GB MONEY MARKET | .00 | .00 | .00 | .00 |
| FUND TOTALS | 23,855.33 | .00 | 10,842.84 | 13,012.49 |
| 2017 020 COMMUNITY SERVICE RESTITUTION | | | | |
| CASH OPERATING-CSR | 12,170.02 | .00 | 5,296.40 | 6,873.62 |
| CASH-OPERATING | .00 | .00 | .00 | .00 |
| RECEIVABLES | .00 | .00 | .00 | .00 |
| CD INVESTMENTS | .00 | .00 | .00 | .00 |
| GB MONEY MARKET | .00 | .00 | .00 | .00 |
| FUND TOTALS | 12,170.02 | .00 | 5,296.40 | 6,873.62 |
| 2017 021 ROAD AND BRIDGE #1 | | | | |
| CASH-ROAD & BRIDGE#1 OPERATING | 32,817.03 | 99,829.26 | 121,971.68 | 10,674.61 |
| CASH-OPERATING | .00 | .00 | .00 | .00 |
| C D INVESTMENT | .00 | .00 | .00 | .00 |
| RECEIVABLES | .00 | .00 | .00 | .00 |

| ACCOUNT NAME | BEGINNING CASH BALANCE | CASH RECEIPTS | CASH DISBURSEMENTS | ENDING CASH BALANCE |
|--|------------------------|---------------|--------------------|---------------------|
| 2017 022 ROAD AND BRIDGE #2 | | | | |
| CASH - R&B #2 OPERATING | 17,557.41 | 122,062.41 | 129,572.55 | 10,047.27 |
| CASH-OPERATING | .00 | .00 | .00 | .00 |
| C D INVESTMENT | .00 | .00 | .00 | .00 |
| RECEIVABLES | .00 | .00 | .00 | .00 |
| INVESTMENTS | 81,650.49 | 67.36 | .00 | 81,717.85 |
| CD INVESTMENT | .00 | .00 | .00 | .00 |
| GB MONEY MARKET | 190,100.19 | 40,145.08 | .00 | 230,245.27 |
| TCLASS MONEY MARKET | 100,092.20 | .00 | .00 | 100,092.20 |
| FUND TOTALS | 389,400.29 | 162,274.85 | 129,572.55 | 422,102.59 |
| 2017 023 ROAD AND BRIDGE #3 | | | | |
| CASH - ROAD & BRIDGE #3 OPER | 5,750.12 | 76,177.72 | 71,785.13 | 10,142.71 |
| CASH-OPERATING | .00 | .00 | .00 | .00 |
| C D INVESTMENT | .00 | .00 | .00 | .00 |
| RECEIVABLES | .00 | .00 | .00 | .00 |
| INVESTMENTS | 27,113.79 | 22.36 | .00 | 27,136.15 |
| CD INVESTMENT | .00 | .00 | .00 | .00 |
| GB MONEY MARKET | 323,492.72 | 32,241.05 | .00 | 355,733.77 |
| FUND TOTALS | 356,356.63 | 108,441.13 | 71,785.13 | 393,012.63 |
| 2017 024 ROAD AND BRIDGE #4 | | | | |
| CASH-ROAD & BRIDGE#4 OPERAT. | 13,729.13 | 58,944.54 | 62,905.45 | 9,768.22 |
| CASH-OPERATING | .00 | .00 | .00 | .00 |
| C D INVESTMENT | .00 | .00 | .00 | .00 |
| RECEIVABLES | .00 | .00 | .00 | .00 |
| INVESTMENTS | 71,777.98 | 59.21 | .00 | 71,837.19 |
| CD INVESTMENT | .00 | .00 | .00 | .00 |
| MAIN GB MONEY MARKET | 245,134.77 | 40,196.47 | 10,500.00 | 274,831.24 |
| FUND TOTALS | 330,641.88 | 99,200.22 | 73,405.45 | 356,436.65 |
| 2017 025 AIP PROGRAM | | | | |
| CASH- | 36,418.79 | .00 | .00 | 36,418.79 |
| CASH-OPERATING | .00 | .00 | .00 | .00 |
| CD INVESTMENTS | .00 | .00 | .00 | .00 |
| RECEIVABLES | .00 | .00 | .00 | .00 |
| INVESTMENTS | .00 | .00 | .00 | .00 |
| C D INVESTMENT | .00 | .00 | .00 | .00 |
| FUND TOTALS | 36,418.79 | .00 | .00 | 36,418.79 |
| 2017 026 CASS COUNTY RESOURCE RECOVERY | | | | |
| CASS CO. RESOURCE REC/ CASH | .00 | .00 | .00 | .00 |
| RECEIVABLES | .00 | .00 | .00 | .00 |
| INVESTMENTS | .00 | .00 | .00 | .00 |
| FUND TOTALS | .00 | .00 | .00 | .00 |
| 2017 027 COUNTY CLERK ARCHIVE FUND | | | | |
| PRESERVATION- CASH ACCT. | .00 | .00 | .00 | .00 |
| FUND TOTALS | .00 | .00 | .00 | .00 |
| 2017 028 CASS COUNTY PARK | | | | |
| CASS COUNTY PARKS | .00 | .00 | .00 | .00 |

| ACCOUNT NAME | BEGINNING CASH BALANCE | CASH RECEIPTS | CASH DISBURSEMENTS | ENDING CASH BALANCE |
|---|------------------------|---------------|--------------------|---------------------|
| 2017 029 FEDERAL-ROAD IMPROVMT 07110197 | | | | |
| CASH-OPERATING - CC PARKS | 18,759.37- | .00 | 926.84- | 19,686.21- |
| CASH-OPERATING INVESTMENTS | .00 | .00 | .00 | .00 |
| FUND TOTALS | 18,759.37- | .00 | 926.84- | 19,686.21- |
| 2017 030 LINDEN ENTERPRISE FUND | | | | |
| CASH-OPERATING | 1,782.59 | 1.38 | .00 | 1,783.97 |
| RECEIVABLES-ROAD IMPROVEMENT | .00 | .00 | .00 | .00 |
| INVESTMENTS-ROAD IMPROVEMENT | .00 | .00 | .00 | .00 |
| INVESTMENTS-ROAD IMPROV | .00 | .00 | .00 | .00 |
| FUND TOTALS | 1,782.59 | 1.38 | .00 | 1,783.97 |
| 2017 031 EMG WATERSHED AG-7442-C-110010 | | | | |
| CASH-OPERATING | .00 | .00 | .00 | .00 |
| RECEIVABLES | .00 | .00 | .00 | .00 |
| INVESTMENTS-ROAD IMPROVEMENT | .00 | .00 | .00 | .00 |
| INVESTMENTS | .00 | .00 | .00 | .00 |
| FUND TOTALS | 10,104.96 | 7.36 | .00 | 10,112.32 |
| 2017 032 FEDERAL IMPROVEMENT 0711037 | | | | |
| CASH-OPERATING | .47 | .00 | .00 | .47 |
| RECEIVABLES | .00 | .00 | .00 | .00 |
| INVESTMENTS-ROAD IMPROVEMENT | .00 | .00 | .00 | .00 |
| INVESTMENTS | .00 | .00 | .00 | .00 |
| FUND TOTALS | .47 | .00 | .00 | .47 |
| 2017 033 SALT PROGRAM | | | | |
| CASH-OPERATING | .00 | .00 | .00 | .00 |
| CD INVESTMENTS | .00 | .00 | .00 | .00 |
| RECEIVABLES | .00 | .00 | .00 | .00 |
| INVESTMENTS-ROAD IMPROVEMENT | .00 | .00 | .00 | .00 |
| INVESTMENTS | .00 | .00 | .00 | .00 |
| FUND TOTALS | .00 | .00 | .00 | .00 |
| 2017 034 MENTAL HEALTH INITIATIVE PRG | | | | |
| CASH-OPERATING | 20,179.92 | 1,400.61 | 7,051.32- | 14,529.21 |
| CD INVESTMENTS | .00 | .00 | .00 | .00 |
| RECEIVABLES | .00 | .00 | .00 | .00 |
| INVESTMENTS-ROAD IMPROVEMENT | .00 | .00 | .00 | .00 |
| INVESTMENTS | .00 | .00 | .00 | .00 |
| CD INVESTMENTS | .00 | .00 | .00 | .00 |
| FUND TOTALS | 20,179.92 | 1,400.61 | 7,051.32- | 14,529.21 |
| 2017 035 CIVIL CHILD SUPPORT PROGRAM | | | | |
| CASH-OPERATING | 27,608.33 | 1,086.00 | 10,500.00- | 18,194.33 |
| CD INVESTMENTS | .00 | .00 | .00 | .00 |
| INVESTMENTS | .00 | .00 | .00 | .00 |

| ACCOUNT NAME | BEGINNING CASH BALANCE | CASH RECEIPTS | CASH DISBURSEMENTS | ENDING CASH BALANCE |
|---|---------------------------|------------------|-----------------------|------------------------|
| 2017 036 FEMA DR-1999-TX 2011 WILDFIRES | | | | |
| CASH - 1999 FEMA WILDFIRES | | | | |
| CASH-OPERATING | 9.96 | .00 | .00 | 9.96 |
| RECEIVABLES | .00 | .00 | .00 | .00 |
| INVESTMENTS | .00 | .00 | .00 | .00 |
| INTEREST DISTRIBUTION | .00 | .00 | .00 | .00 |
| FUND TOTALS | 9.96 | .00 | .00 | 9.96 |
| 2017 037 HIGH RISK TREATMENT PROGRAM | | | | |
| CASH | 17,912.48 | .00 | 10,827.68 | 7,084.80 |
| CASH-OPERATING | .00 | .00 | .00 | .00 |
| CD INVESTMENTS | .00 | .00 | .00 | .00 |
| RECEIVABLES | .00 | .00 | .00 | .00 |
| INVESTMENTS | .00 | .00 | .00 | .00 |
| GB, MONEY MARKET | 15,000.00 | .00 | .00 | 15,000.00 |
| FUND TOTALS | 32,912.48 | .00 | 10,827.68 | 22,084.80 |
| 2017 038 BEAR CREEK FMAG 2965-2011 | | | | |
| CASH | 3,579.02 | 2.78 | .00 | 3,581.80 |
| CASH OPERATING | .00 | .00 | .00 | .00 |
| RECEIVABLES | .00 | .00 | .00 | .00 |
| CD INVESTMENTS | .00 | .00 | .00 | .00 |
| INVESTMENTS | .00 | .00 | .00 | .00 |
| MONEY MARKET GB | 33,406.23 | 24.35 | .00 | 33,430.58 |
| FUND TOTALS | 36,985.25 | 27.13 | .00 | 37,012.38 |
| 2017 039 TEXAS CDBG CONTRACT 713069 | | | | |
| CASH | 9.73 | .00 | .00 | 9.73 |
| RECEIVABLES | .00 | .00 | .00 | .00 |
| INVESTMENTS | .00 | .00 | .00 | .00 |
| FUND TOTALS | 9.73 | .00 | .00 | 9.73 |
| 2017 040 TEXAS CDBG CONTRACT 7216247 | | | | |
| CASH | 68,069.65 | 40,027.32 | 108,061.00 | 35.97 |
| INVESTMENTS | .00 | .00 | .00 | .00 |
| GB MONEY MARKET | .00 | 40,029.16 | 40,000.00 | 29.16 |
| FUND TOTALS | 68,069.65 | 80,056.48 | 148,061.00 | 65.13 |
| 2017 041 LAW LIBRARY | | | | |
| CASH - LAW LIBRARY OPERATING | 11,038.11 | 840.00 | .00 | 10,198.11 |
| CASH OPERATING | .00 | .00 | .00 | .00 |
| C D INVESTMENT | .00 | .00 | .00 | .00 |
| RECEIVABLES | .00 | .00 | .00 | .00 |
| CD INVESTMENT | .00 | .00 | .00 | .00 |
| FUND TOTALS | 11,038.11 | 840.00 | .00 | 10,198.11 |
| 2017 042 INDIGENT DEFENSE GRANT (SB7) | | | | |
| INDIGENT DEFENSE GRANT (SB7) | .00 | .00 | .00 | .00 |
| CASH-INDIGENT DEFENSE | 42,559.45 | 7,862.33 | 30,000.00 | 20,421.78 |
| CASH OPERATING | .00 | .00 | .00 | .00 |

| ACCOUNT NAME | BEGINNING CASH BALANCE | CASH RECEIPTS | CASH DISBURSEMENTS | ENDING CASH BALANCE |
|---------------------|---------------------------|------------------|-----------------------|------------------------|
| CD INVESTMENT | .00 | .00 | .00 | .00 |
| RECEIVABLES | .00 | .00 | .00 | .00 |
| INVESTMENTS | 25,392.69 | 20.94 | .00 | 25,413.63 |
| TEXPOOL INVESTMENTS | .00 | .00 | .00 | .00 |
| BANK INVESTMENTS | .00 | .00 | .00 | .00 |
| MONEY MARKET GB | 5,497.81 | 30,008.86 | .00 | 35,506.67 |
| FUND TOTALS | 73,449.95 | 37,892.13 | 30,000.00 | 81,342.08 |

| ACCOUNT NAME | BEGINNING CASH BALANCE | CASH RECEIPTS | CASH DISBURSEMENTS | ENDING CASH BALANCE |
|-----------------------------------|---------------------------|------------------|-----------------------|------------------------|
| 2017 043 DIST ATT, ESCROW ACCOUNT | .00 | .00 | .00 | .00 |
| DIST ATT. ESCROW ACCOUNT | 310.71 | .24 | .00 | 310.95 |
| CASH OPERATING-DA ESCROW ACCT | .00 | .00 | .00 | .00 |
| CASH OPERATING | .00 | .00 | .00 | .00 |
| C D INVESTMENT | .00 | .00 | .00 | .00 |
| RECEIVABLES | .00 | .00 | .00 | .00 |
| INVESTMENTS | .00 | .00 | .00 | .00 |
| CD INVESTMENT | .00 | .00 | .00 | .00 |
| MONEY MARKET GB | .00 | .00 | .00 | .00 |
| FUND TOTALS | 310.71 | .24 | .00 | 310.95 |

| ACCOUNT NAME | BEGINNING CASH BALANCE | CASH RECEIPTS | CASH DISBURSEMENTS | ENDING CASH BALANCE |
|--------------------------------------|---------------------------|------------------|-----------------------|------------------------|
| 2017 044 C. D. A. FORFEITURE ACCOUNT | .00 | .00 | .00 | .00 |
| C. D. A. FORFEITURE ACCOUNT | 13,294.93 | 10.32 | .00 | 13,305.25 |
| CASH OPERATING-CDA FORFEITURE | .00 | .00 | .00 | .00 |
| CASH OPERATING | .00 | .00 | .00 | .00 |
| C D INVESTMENT | .00 | .00 | .00 | .00 |
| RECEIVABLES | .00 | .00 | .00 | .00 |
| INVESTMENTS | 39,217.27 | 32.35 | .00 | 39,249.62 |
| CD INVESTMENT | .00 | .00 | .00 | .00 |
| GB MONEY MARKET | 15,355.50 | 11.19 | .00 | 15,366.69 |
| FUND TOTALS | 67,867.70 | 53.86 | .00 | 67,921.56 |

| ACCOUNT NAME | BEGINNING CASH BALANCE | CASH RECEIPTS | CASH DISBURSEMENTS | ENDING CASH BALANCE |
|---|---------------------------|------------------|-----------------------|------------------------|
| 2018 045 REGIONAL INTRASTATE TASK FORCE | .00 | .00 | .00 | .00 |
| ARK-LA-TEX MARC TASK FORCE | 894.72 | .69 | .00 | 895.41 |
| REGIONAL TASK FRC CASH | .00 | .00 | .00 | .00 |
| CASH OPERATING | .00 | .00 | .00 | .00 |
| C D INVESTMENTS | .00 | .00 | .00 | .00 |
| RECEIVABLES | .00 | .00 | .00 | .00 |
| INVESTMENTS | .00 | .00 | .00 | .00 |
| CD INVESTMENTS | .00 | .00 | .00 | .00 |
| FUND TOTALS | 894.72 | .69 | .00 | 895.41 |

| ACCOUNT NAME | BEGINNING CASH BALANCE | CASH RECEIPTS | CASH DISBURSEMENTS | ENDING CASH BALANCE |
|------------------------------------|---------------------------|------------------|-----------------------|------------------------|
| 2018 046 TASK FORCE PROGRAM INCOME | .00 | .00 | .00 | .00 |
| TASK FORCE PROGRAM INCOME | 7,962.54 | 6.18 | .00 | 7,968.72 |
| TF PROGRAM INCOME-CASH | .00 | .00 | .00 | .00 |
| CASH OPERATING | .00 | .00 | .00 | .00 |
| CD INVESTMENTS | .00 | .00 | .00 | .00 |
| RECEIVABLES | .00 | .00 | .00 | .00 |
| TF-PI INVESTMENTS | .00 | .00 | .00 | .00 |
| INVESTMENTS | .00 | .00 | .00 | .00 |
| MONEY MARKET | 35,322.40 | 25.75 | .00 | 35,348.15 |
| FUND TOTALS | 43,284.94 | 31.93 | .00 | 43,316.87 |

| ACCOUNT NAME | BEGINNING CASH BALANCE | CASH RECEIPTS | CASH DISBURSEMENTS | ENDING CASH BALANCE |
|--------------------------|---------------------------|------------------|-----------------------|------------------------|
| 2017 047 CDA-STATE FUNDS | .00 | .00 | .00 | .00 |
| CDA STATE FUNDS | 821.86 | .06 | 3,321.22 | 2,499.30 |
| CASH OPERATING | .00 | .00 | .00 | .00 |
| CD INVESTMENTS | .00 | .00 | .00 | .00 |
| INVESTMENTS | .00 | .00 | .00 | .00 |

| ACCOUNT NAME | BEGINNING CASH BALANCE | CASH RECEIPTS | CASH DISBURSEMENTS | ENDING CASH BALANCE |
|---|---------------------------|------------------|-----------------------|------------------------|
| 2017 048 TEXAS HISTORICAL GRANT | | | | |
| CASH | .00 | .00 | .00 | .00 |
| CASH-OPERATING | 6,774.92 | 5.26 | .00 | 6,780.18 |
| CD INVESTMENTS | .00 | .00 | .00 | .00 |
| RECEIVABLES | .00 | .00 | .00 | .00 |
| CD INVESTMENTS | .00 | .00 | .00 | .00 |
| GB MONEY MARKET | 20,093.10 | 14.64 | .00 | 20,107.74 |
| FUND TOTALS | 26,868.02 | 19.90 | .00 | 26,887.92 |
| 2017 050 ARK LA TEX SEIZ/FORFT.FUND | | | | |
| ARK-LA-TEX FORF/SEIZ. | .00 | .00 | .00 | .00 |
| CASH | 268.45- | .00 | .00 | 268.45- |
| CASH OPERATING | .00 | .00 | .00 | .00 |
| C D INVESTMENTS | .00 | .00 | .00 | .00 |
| INVESTMENTS | .00 | .00 | .00 | .00 |
| CD INVESTMENT | .00 | .00 | .00 | .00 |
| FUND TOTALS | 268.45- | .00 | .00 | 268.45- |
| 2017 051 CDA FORFEITURE FUNDS | | | | |
| CDA FEDERAL FORFEITURES FUND | .00 | .00 | .00 | .00 |
| CASH | 11,068.84 | 8.59 | .00 | 11,077.43 |
| CASH-OPERATING | .00 | .00 | .00 | .00 |
| C D INVESTMENTS | .00 | .00 | .00 | .00 |
| INVESTMENTS | .00 | .00 | .00 | .00 |
| CD INVESTMENT | .00 | .00 | .00 | .00 |
| MONEY MARKET | 10,246.94 | 7.47 | .00 | 10,254.41 |
| FUND TOTALS | 21,315.78 | 16.06 | .00 | 21,331.84 |
| 2017 052 SHERIFF FEDERAL FORFEITURES | | | | |
| SHERIFF FEDERAL FORFEITURES | .00 | .00 | .00 | .00 |
| CASH | 4,306.06 | 3.34 | .00 | 4,309.40 |
| CASH-OPERATING | .00 | .00 | .00 | .00 |
| C D INVESTMENTS | .00 | .00 | .00 | .00 |
| INVESTMENTS | .00 | .00 | .00 | .00 |
| CD INVESTMENTS | .00 | .00 | .00 | .00 |
| MONEY MARKET GB | 21.12 | .01 | .00 | 21.13 |
| FUND TOTALS | 4,327.18 | 3.35 | .00 | 4,330.53 |
| 2017 055 HOME GRANT PROJECTS 2017 | | | | |
| CASH | 6,349.00- | .00 | 432.00- | 6,781.00- |
| CD INVESTMENTS | .00 | .00 | .00 | .00 |
| RECEIVABLES | .00 | .00 | .00 | .00 |
| FUND TOTALS | 6,349.00- | .00 | 432.00- | 6,781.00- |
| 2017 060 MENTAL HEALTH PROGRAM # 4 | | | | |
| CASH | .00 | .00 | .00 | .00 |
| CD INVESTMENTS | .00 | .00 | .00 | .00 |
| RECEIVABLES | .00 | .00 | .00 | .00 |
| INVESTMENTS | .00 | .00 | .00 | .00 |
| MONEY MARKET GB | .00 | .00 | .00 | .00 |
| FUND TOTALS | .00 | .00 | .00 | .00 |
| 2017 061 AGGRESSIVE BEHAVIOR PROGRAM#20 | | | | |
| CASH | 3,057.32 | .00 | 1,103.44- | 1,953.88 |

| ACCOUNT NAME | BEGINNING CASH BALANCE | CASH RECEIPTS | CASH DISBURSEMENTS | ENDING CASH BALANCE |
|--|------------------------|---------------|--------------------|---------------------|
| 2017 062 CTIF-01-034 TXDOT GRANT | | | | |
| CASH | 566.27 | .43 | .00 | 566.70 |
| GB MONEY MARKET | 158.53 | .11 | .00 | 158.64 |
| FUND TOTALS | 724.80 | .54 | .00 | 725.34 |
| 2017 065 FEMA 4269 | | | | |
| CASH | 15,137.39 | 52,564.50 | 147,589.01 | 79,887.12 |
| GB MONEY MARKET | 80,290.11 | 58.54 | .00 | 80,348.65 |
| FUND TOTALS | 95,427.50 | 52,623.04 | 147,589.01 | 461.53 |
| 2017 070 RIGHT OF WAY FUND | | | | |
| CASH -RIGHT OF WAY OPERATING | 19,435.61 | 53.79 | 10,000.00 | 9,489.40 |
| CASH-OPERATING | .00 | .00 | .00 | .00 |
| C D INVESTMENT | .00 | .00 | .00 | .00 |
| RECEIVABLES | .00 | .00 | .00 | .00 |
| INVESTMENTS | 29,002.96 | 23.92 | .00 | 29,026.88 |
| CD INVESTMENT | .00 | .00 | .00 | .00 |
| MAIN MONEY MARKET GB | 55,874.47 | 10,042.35 | .00 | 65,916.82 |
| FUND TOTALS | 104,313.04 | 10,120.06 | 10,000.00 | 104,433.10 |
| 2017 072 CASS COUNTY FORESTRY FUND | | | | |
| CASH-CASS COUNTY FORESTRY FUND | 12,084.19 | 9.38 | .00 | 12,093.57 |
| CASH OPERATING | .00 | .00 | .00 | .00 |
| C D INVESTMENT | .00 | .00 | .00 | .00 |
| RECEIVABLES | .00 | .00 | .00 | .00 |
| INVESTMENTS | 46,968.63 | 38.75 | .00 | 47,007.38 |
| CD INVESTMENT | .00 | .00 | .00 | .00 |
| MAIN GB MONEY MARKET | 120,801.37 | 88.07 | .00 | 120,889.44 |
| MAIN TEXAS CD | 102,656.98 | 121.19 | .00 | 102,778.17 |
| FUND TOTALS | 282,511.17 | 257.39 | .00 | 282,768.56 |
| 2017 080 CASS COUNTY JAIL CONSTRUCTION | | | | |
| CASH-CASS CO JAIL CONST | .00 | .00 | .00 | .00 |
| C D INVESTMENT | .00 | .00 | .00 | .00 |
| RECEIVABLES | .00 | .00 | .00 | .00 |
| INVESTMENTS-CC JAIL CONST | .00 | .00 | .00 | .00 |
| CD INVESTMENT | .00 | .00 | .00 | .00 |
| FUND TOTALS | .00 | .00 | .00 | .00 |
| 2017 081 CC JAIL INT & SINKING | | | | |
| CASH-CC JAIL INT & SINKING | .00 | .00 | .00 | .00 |
| C D INVESTMENT | .00 | .00 | .00 | .00 |
| RECEIVABLES | .00 | .00 | .00 | .00 |
| INVESTMENTS | .00 | .00 | .00 | .00 |
| BANK INVESTMENT | .00 | .00 | .00 | .00 |
| FUND TOTALS | .00 | .00 | .00 | .00 |
| 2017 082 RESOURCE RECOVERY I&S | | | | |
| CASH-CC RESOURCE RECOVERY | .00 | .00 | .00 | .00 |
| PETTY CASH | .00 | .00 | .00 | .00 |
| C D INVESTMENT | .00 | .00 | .00 | .00 |

| ACCOUNT NAME | BEGINNING CASH BALANCE | CASH RECEIPTS | CASH DISBURSEMENTS | ENDING CASH BALANCE |
|---|------------------------|---------------|--------------------|---------------------|
| 2017 083 RESOURCE RECOVERY INT&SINKING | | | | |
| CASH-RES REC INT&SINKING | .00 | .00 | .00 | .00 |
| C D INVESTMENT | .00 | .00 | .00 | .00 |
| RECEIVABLES | .00 | .00 | .00 | .00 |
| INVESTMENTS | .00 | .00 | .00 | .00 |
| BANK INVESTMENT | .00 | .00 | .00 | .00 |
| FUND TOTALS | .00 | .00 | .00 | .00 |
| 2017 084 COMBINED INTEREST & SINKING | | | | |
| COMBINED INTEREST & SINKING | .00 | .00 | .00 | .00 |
| CASH | 18,811.37 | 12.82 | .00 | 18,824.19 |
| CASH-OPERATING | .00 | .00 | .00 | .00 |
| CD INVESTMENT | .00 | .00 | .00 | .00 |
| RECEIVABLES | .00 | .00 | .00 | .00 |
| INVESTMENTS | .00 | .00 | .00 | .00 |
| BANK INVESTMENTS | .00 | .00 | .00 | .00 |
| CI&S GB MM | 365,220.68 | 4,553.06 | .00 | 369,773.74 |
| FUND TOTALS | 384,032.05 | 4,565.88 | .00 | 388,597.93 |
| 2017 085 LAW ENFORC. CONSTRUCTION FUND | | | | |
| 06 CONSTRUCTION & RENOVATION | .00 | .00 | .00 | .00 |
| CASH OPERATING | 6,575.74 | 5.10 | .00 | 6,580.84 |
| C D INVESTMENT | .00 | .00 | .00 | .00 |
| INVESTMENTS | 11,859.23 | 9.78 | .00 | 11,869.01 |
| CD INVESTMENTS | .00 | .00 | .00 | .00 |
| MAIN MONEY MARKET GB | .00 | .00 | .00 | .00 |
| FUND TOTALS | 18,434.97 | 14.88 | .00 | 18,449.85 |
| 2017 086 INTEREST & SINKING SERIES 2016 | | | | |
| CASH | 3,668.79 | 2.50 | .00 | 3,671.29 |
| CASH OPERATING | .00 | .00 | .00 | .00 |
| CD INVESTMENTS | .00 | .00 | .00 | .00 |
| RECEIVABLES | .00 | .00 | .00 | .00 |
| INVESTMENTS | .00 | .00 | .00 | .00 |
| BANK INVESTMENTS | .00 | .00 | .00 | .00 |
| CI&S GB MM | 161,832.22 | 1,287.62 | .00 | 163,119.84 |
| FUND TOTALS | 165,501.01 | 1,290.12 | .00 | 166,791.13 |
| 2017 089 CDA DISCRETIONARY FUND | | | | |
| CASH | 7,534.38 | 216.47 | 230.50 | 7,520.35 |
| CASH-OPERATING | .00 | .00 | .00 | .00 |
| C D INVESTMENT | .00 | .00 | .00 | .00 |
| RECEIVABLES | .00 | .00 | .00 | .00 |
| FUND TOTALS | 7,534.38 | 216.47 | 230.50 | 7,520.35 |
| 2017 090 PAYROLL | | | | |
| PAYROLL FUND | .00 | .00 | .00 | .00 |
| PAYROLL CASH | 12,035.80 | .00 | .00 | 12,035.80 |
| CASH OPERATING | .00 | .00 | .00 | .00 |
| FUND TOTALS | 12,035.80 | .00 | .00 | 12,035.80 |
| 2017 096 GENERAL FIXED ASSETS | | | | |
| CASH | .00 | .00 | .00 | .00 |

| ACCOUNT NAME | BEGINNING CASH BALANCE | CASH RECEIPTS | CASH DISBURSEMENTS | ENDING CASH BALANCE |
|---------------------------------|---------------------------|------------------|-----------------------|------------------------|
| LAND, BLDGS & IMPROVEMENTS | .00 | .00 | .00 | .00 |
| EQUIP, FURN. & FIXTURES | .00 | .00 | .00 | .00 |
| CAPITAL LEASE ASSETS (AUTOS) | .00 | .00 | .00 | .00 |
| CONSTRUCTION IN PROGRESS | .00 | .00 | .00 | .00 |
| FUND TOTALS | .00 | .00 | .00 | .00 |
| 2017 097 GENERAL LONG TERM DEBT | .00 | .00 | .00 | .00 |
| CASH | .00 | .00 | .00 | .00 |
| FUND TOTALS | 11,059,686.34 | 1,970,161.86 | 2,770,040.69 | 10,259,807.51 |
| GRAND TOTALS | | | | |

| FUND NAME | CHECKING ACCOUNT | CHECKING AMOUNT | TDOA ACCOUNT | TDOA AMOUNT | FUND TOTAL |
|---|------------------|-----------------|---|---|--------------|
| 2017 010 GENERAL FUND | MAIN | 22,160.20 | MAIN TDOA MAIN GB MM MAIN TCLAS | 81,561.82 1,723,468.81 3,033,475.69 | 4,860,666.52 |
| 2017 011 DISTRICT & CO COURT@LAW FUNMAIN | | 230,350.70- | MAIN TDOA MAIN GB MM | | 230,350.70- |
| 2017 012 MAIN ROAD & BRIDGE | MAIN | 24,570.50 | MAIN TDOA MAIN GB MM MAIN TCLAS | 128,187.48 350,322.70 | 503,080.68 |
| 2017 013 H.A.V.A. | MAIN | 5,218.77 | MAIN TDOA | | 5,218.77 |
| 2017 014 TOBACCO SETTLEMENT | MAIN | 12,118.85 | MAIN TDOA MAIN GB MM MAIN RR CD MAIN DC CD MAIN RR SV MAIN TX CD MAIN TX SV | 56,526.00 284,926.55 240,382.37 240,278.24 15.21 143,889.72 25.00 | 978,161.94 |
| 2017 015 BEAR CK DISASTER DONATION | BRIDGE | | | | |
| 2017 016 JUVENILE PROBATION | MAIN | 86,839.01 | MAIN TDOA MAIN GB MM | 140,374.85 163,624.21 | 390,838.07 |
| 2017 017 ADULT PROBATION | MAIN | 16,018.00 | MAIN TDOA MAIN GB MM | 106,577.76 269,007.28 | 391,603.04 |
| 2017 018 CASS CO RESTITUTION CENTER | MAIN | | MAIN TDOA | | |
| 2017 019 SATP TRACK III | MAIN | 13,012.49 | MAIN GB MM | | 13,012.49 |
| 2017 020 COMMUNITY SERVICE RESTITUTIMAIN | MAIN | 6,873.62 | MAIN GB MM | | 6,873.62 |
| 2017 021 ROAD AND BRIDGE #1 | MAIN | 10,674.61 | MAIN TDOA MAIN GB MM MAIN TCLAS | 72,012.99 380,569.74 400,368.80 | 863,626.14 |
| 2017 022 ROAD AND BRIDGE #2 | MAIN | 10,047.27 | MAIN TDOA MAIN GB MM MAIN TCLAS | 81,717.85 230,245.27 100,092.20 | 422,102.59 |
| 2017 023 ROAD AND BRIDGE #3 | MAIN | 10,142.71 | MAIN TDOA MAIN GB MM | 27,136.15 355,733.77 | 393,012.63 |
| 2017 024 ROAD AND BRIDGE #4 | MAIN | 9,768.22 | MAIN TDOA MAIN GB MM | 71,837.19 274,831.24 | 356,436.65 |
| 2017 025 AIP PROGRAM | MAIN | 36,418.79- | MAIN TDOA | | 36,418.79- |
| 2017 026 CASS COUNTY RESOURCE RECOVERMAIN | MAIN | | | | |
| 2017 027 COUNTY CLERK ARCHIVE FUND | MAIN | | | | |
| 2017 028 CASS COUNTY PARK | MAIN | 19,686.21- | | | 19,686.21- |

| FUND NAME | CHECKING ACCOUNT | CHECKING AMOUNT | TDOA ACCOUNT | TDOA AMOUNT | FUND TOTAL |
|---|------------------|-----------------|--------------|-------------|------------|
| 2017 029 FEDERAL-ROAD IMPROVMT 071019MAIN | MAIN | 1,783.97 | MAIN TDOA | | 1,783.97 |
| 2017 030 LINDEN ENTERPRISE FUND | MAIN | | MAIN TDOA | 10,112.32 | 10,112.32 |
| | | | MAIN GB MM | | |
| 2017 031 EMG WATERSHED AG-7442-C-1100MAIN | | | MAIN TDOA | | |
| 2017 032 FEDERAL IMPROVEMENT 0711037 MAIN | MAIN | .47 | MAIN TDOA | | .47 |
| | | | MAIN | | |
| 2017 033 SATT PROGRAM | MAIN | | MAIN TDOA | | |
| 2017 034 MENTAL HEALTH INITIATIVE PRGMAIN | MAIN | 14,529.21 | MAIN TDOA | | 14,529.21 |
| | | | MAIN GB MM | | |
| 2017 035 CIVIL CHILD SUPPORT PROGRAM MAIN | MAIN | 18,194.33 | MAIN GB MM | 47,500.00 | 65,694.33 |
| 2017 036 FEMA DR-1999-TX 2011 WILDFIRMAIN | MAIN | 9.96 | MAIN TDOA | | 9.96 |
| 2017 037 HIGH RISK TREATMENT PROGRAM MAIN | MAIN | 7,084.80 | MAIN TDOA | | 7,084.80 |
| | | | MAIN GB MM | 15,000.00 | 22,084.80 |
| 2017 038 BEAR CREEK FMAG 2965-2011 | MAIN | 3,581.80 | MAIN TDOA | | 3,581.80 |
| | | | MAIN GB MM | 33,430.58 | 37,012.38 |
| 2017 039 TEXAS CDBG CONTRACT 713069 | MAIN | 9.73 | | | 9.73 |
| 2017 040 TEXAS CDBG CONTRACT 7216247 | MAIN | 35.97 | MAIN GB MM | 29.16 | 65.13 |
| 2017 041 LAW LIBRARY | MAIN | 10,198.11 | | | 10,198.11 |
| 2017 042 INDIGENT DEFENSE GRANT (SB7)MAIN | MAIN | 20,421.78 | MAIN TDOA | 25,413.63 | 45,835.41 |
| | | | MAIN GB MM | 35,506.67 | 81,342.08 |
| 2017 043 DIST ATT, ESCROW ACCOUNT | MAIN | 310.95 | MAIN TDOA | | 310.95 |
| | | | MAIN GB MM | | |
| 2017 044 C.D.A.FORFEITURE ACCOUNT | MAIN | 13,305.25 | MAIN TDOA | 39,249.62 | 52,554.87 |
| | | | MAIN GB MM | 15,366.69 | 67,921.56 |
| 2018 045 REGIONAL INTRASTATE TASK FORMAIN | MAIN | 895.41 | | | 895.41 |
| 2018 046 TASK FORCE PROGRAM INCOME | MAIN | 7,968.72 | MAIN GB MM | 35,348.15 | 43,316.87 |
| 2017 047 CDA-STATE FUNDS | MAIN | 2,499.30 | | | 2,499.30 |
| 2017 048 TEXAS HISTORICAL GRANT | MAIN | 6,780.18 | MAIN GB MM | 20,107.74 | 26,887.92 |
| 2017 050 ARK LA TEX SEIZ/FORFT.FUND | MAIN | 268.45 | | | 268.45 |
| 2017 051 CDA FORFEITURE FUNDS | MAIN | 11,077.43 | MAIN TDOA | | 11,077.43 |
| | | | MAIN GB MM | 10,254.41 | 21,331.84 |
| 2017 052 SHERIFF FEDERAL FORFEITURES | MAIN | 4,309.40 | MAIN TDOA | | 4,309.40 |
| | | | MAIN GB MM | 21.13 | 4,330.53 |

| FUND NAME | CHECKING ACCOUNT | CHECKING AMOUNT | TDOA ACCOUNT | TDOA AMOUNT | FUND TOTAL |
|---|------------------|-----------------|---------------------------------------|---------------------------------------|---------------|
| 2017 055 HOME GRANT PROJECTS 2017 | MAIN | 6,781.00- | MAIN TDOA MAIN GB MM | | 6,781.00- |
| 2017 060 MENTAL HEALTH PROGRAM # 4 | MAIN | | MAIN TDOA MAIN GB MM | | 1,953.88 |
| 2017 061 AGGRESSIVE BEHAVIOR PROGRAM#MAIN | | 1,953.88 | MAIN GB MM | 158.64 | 725.34 |
| 2017 062 CTIF-01-034 TXDOT GRANT | MAIN | 566.70 | MAIN GB MM | 80,348.65 | 461.53 |
| 2017 065 FEMA 4269 | MAIN | 79,887.12- | MAIN TDOA | 29,026.88 | |
| 2017 070 RIGHT OF WAY FUND | MAIN | 9,489.40 | MAIN GB MM | 65,916.82 | 104,433.10 |
| 2017 072 CASS COUNTY FORESTRY FUND | MAIN | 12,093.57 | MAIN TDOA MAIN GB MM MAIN TX CD | 47,007.38 120,889.44 102,778.17 | 282,768.56 |
| 2017 080 CASS COUNTY JAIL CONSTRUCTIOCC JAIL CO | | | CCJC-TDOA CC JAIL CD | | |
| 2017 081 CC JAIL INT & SINKING | CC JAILI&S | | CCJIS-TDOA JAIL I&SCD | 369,773.74 | 388,597.93 |
| 2017 082 RESOURCE RECOVERY I&S | CC SW CONS | | CCSMC-TDOA SW CONSTCD | | |
| 2017 083 RESOURCE RECOVERY INT&SINKINCC SW I&S | | | CCSWIS-TDO SW I&S CD | | |
| 2017 084 COMBINED INTEREST & SINKING CI&S | | 18,824.19 | CI&S CI&S GB MM | | |
| 2017 085 LAW ENFORC.CONSTRUCTION FUNDMAIN | | 6,580.84 | MAIN TDOA MAIN GB MM | 11,869.01 | 18,449.85 |
| 2017 086 INTEREST & SINKING SERIES 20CI&S | | 3,671.29 | CI&S GB MM | 163,119.84 | 166,791.13 |
| 2017 089 CDA DISCRETIONARY FUND | MAIN | 7,520.35 | | | 7,520.35 |
| 2017 090 PAYROLL | PAYROLL | 12,035.80 | | | 12,035.80 |
| 2017 096 GENERAL FIXED ASSETS | | | | | |
| 2017 097 GENERAL LONG TERM DEBT | | | | | |
| TOTAL | | 24,389.95 | | 10,235,417.56 | 10,259,807.51 |

CHECK ACCOUNT

ACCOUNT BALANCE - MAIN
ACCOUNT BALANCE - CI&S
ACCOUNT BALANCE - PAYROLL

CHECK

10,141.33 -
22,495.48
12,035.80

TOTAL

24,389.95

TDOA ACCOUNT

ACCOUNT BALANCE - MAIN TDOA
ACCOUNT BALANCE - MAIN GB MM
ACCOUNT BALANCE - MAIN TCLAS
ACCOUNT BALANCE - MAIN RR CD
ACCOUNT BALANCE - MAIN DC CD
ACCOUNT BALANCE - MAIN RR SV
ACCOUNT BALANCE - MAIN TX CD
ACCOUNT BALANCE - MAIN TX SV
ACCOUNT BALANCE - CI&S GB MM

TDOA

790,311.13
4,300,584.75
3,884,259.39
240,382.37
240,278.24
15.21
246,667.89
25.00
532,893.58

TOTAL

10,235,417.56

**TEXPOOL INVESTMENTS
FOR THE MONTH OF JULY, 2017**

| FUND | BEGINNING BALANCE | INTEREST & PURCHASES | DECREASE | BOOK VALUE |
|---------------------------|----------------------|-------------------------|----------|-------------------|
| General | 81,494.50 | 67.32 | - | 81,561.82 |
| Jury | - | - | - | - |
| Main R & B | - | - | - | - |
| Tobacco Settlement | 56,479.41 | 46.59 | - | 56,526.00 |
| Juvenile Probation | 140,259.14 | 115.71 | - | 140,374.85 |
| Adult Probation | 106,489.91 | 87.85 | - | 106,577.76 |
| R & B # 1 | 71,953.63 | 59.36 | - | 72,012.99 |
| R & B # 2 | 81,650.49 | 67.36 | - | 81,717.85 |
| R & B # 3 | 27,113.79 | 22.36 | - | 27,136.15 |
| R & B # 4 | 71,777.98 | 59.21 | - | 71,837.19 |
| Federal Road Improvmt | - | - | - | - |
| Indigent Defense Grant | 25,392.69 | 20.94 | - | 25,413.63 |
| CDA Forfeiture | 39,217.27 | 32.35 | - | 39,249.62 |
| Right of Way | 29,002.96 | 23.92 | - | 29,026.88 |
| Forestry | 46,968.63 | 38.75 | - | 47,007.38 |
| Construction & Renovation | 11,859.23 | 9.78 | - | 11,869.01 |
| TOTAL | 789,659.63 | 651.50 | - | 790,311.13 |

Attached is a letter from TexPool stating the book and market value of their funds.

RESPECTFULLY SUBMITTED THIS 22ND DAY OF AUGUST, 2017.


 DONNA EARLY
 CASS COUNTY TREASURER

**GUARANTY BANK AND TRUST GENERAL MM
FOR THE MONTH OF JULY, 2017**

| FUND | BEGINNING BALANCE | INTEREST & PURCHASES | DECREASE | BOOK VALUE |
|----------------------------|------------------------------|-------------------------------------|-------------------|---------------------|
| General | 2,384,906.18 | 1,562.63 | 663,000.00 | 1,723,468.81 |
| Main R & B | 213,545.64 | 141.84 | 85,500.00 | 128,187.48 |
| Tobacco | 254,229.77 | 30,696.78 | - | 284,926.55 |
| Juvenile Probation | 163,505.00 | 119.21 | - | 163,624.21 |
| Adult Probation | 213,785.07 | 55,222.21 | - | 269,007.28 |
| SATP Track III | - | - | - | - |
| R & B 1 | 309,310.68 | 71,259.06 | - | 380,569.74 |
| R & B 2 | 190,100.19 | 40,145.08 | - | 230,245.27 |
| R & B 3 | 323,492.72 | 32,241.05 | - | 355,733.77 |
| R & B 4 | 245,134.77 | 40,196.47 | 10,500.00 | 274,831.24 |
| Linden Enterprise Fund | 10,104.96 | 7.36 | - | 10,112.32 |
| Civil Child Support Prgm. | 37,000.00 | 10,500.00 | - | 47,500.00 |
| High Risk Treatment Prgm. | 15,000.00 | - | - | 15,000.00 |
| Bear Creek FMAG 2965-2011 | 33,406.23 | 24.35 | - | 33,430.58 |
| TX CDBG CONTRACT 7216247 | - | 40,029.16 | 40,000.00 | 29.16 |
| Indigent Defense Grant | 5,497.81 | 30,008.86 | - | 35,506.67 |
| CDA Forfeiture Account | 15,355.50 | 11.19 | - | 15,366.69 |
| Task Force PI | 35,322.40 | 25.75 | - | 35,348.15 |
| Texas Historical Grant | 20,093.10 | 14.64 | - | 20,107.74 |
| CDA Forfeiture Funds | 10,246.94 | 7.47 | - | 10,254.41 |
| Sheriff Federal Forfeiture | 21.12 | 0.01 | - | 21.13 |
| CTIF-01-034 TXDOT Grant | 158.53 | 0.11 | - | 158.64 |
| FEMA 4269 | 80,290.11 | 58.54 | - | 80,348.65 |
| Right of Way | 55,874.47 | 10,042.35 | - | 65,916.82 |
| Cass County Forestry | 120,801.37 | 88.07 | - | 120,889.44 |
| TOTAL | 4,737,182.56 | 362,402.19 | 799,000.00 | 4,300,584.75 |

**GUARANTY BANK AND TRUST CI&S MM
FOR THE MONTH OF JULY, 2017**

| FUND | BEGINNING BALANCE | INTEREST & PURCHASES | DECREASE | BOOK VALUE |
|--------------------------|------------------------------|-------------------------------------|-----------------|-------------------|
| Combined I&S Series 2015 | 365,220.68 | 4,553.06 | - | 369,773.74 |
| I&S Series 2016 | 161,832.22 | 1,287.62 | - | 163,119.84 |
| TOTAL | 527,052.90 | 5,840.68 | - | 532,893.58 |

BALANCE ALL MM ACCOUNTS **4,833,478.33** ✓

RESPECTFULLY SUBMITTED THIS 22ND DAY OF AUGUST, 2017.


 DONNA EARLY
 CASS COUNTY TREASURER

**GUARANTY BANK AND TRUST ALL ACCOUNTS
FOR THE MONTH OF JULY, 2017**

Attached is a list of balances for all funds in Guaranty Bank and Trust under the Federal ID Number for Cass County and a copy of the pledged securities listing book and market value.

| | |
|----------------------|----------------|
| BALANCE ALL ACCOUNTS | 6,500,637.60 ✓ |
| FDIC INSURANCE | 500,000.00 |
| BOOK VALUE | 7,027,217.15 |
| MARKET VALUE PLEDGED | 7,086,744.77 |
| | |
| PLEDGED EXCESS | 1,086,107.17 |

RESPECTFULLY SUBMITTED THIS 22ND DAY OF AUGUST, 2017.




DONNA EARLY
CASS COUNTY TREASURER

**TEXAS CLASS INVESTMENTS
FOR THE MONTH OF JULY, 2017**

| FUND | BEGINNING BALANCE | INTEREST & PURCHASES | DECREASE | BOOK VALUE |
|--------------|------------------------------|-------------------------------------|-----------------|---------------------|
| General | 3,029,585.13 | 3,890.56 | - | 3,033,475.69 |
| Main R & B | 350,322.70 | - | - | 350,322.70 |
| R & B 1 | 400,368.80 | - | - | 400,368.80 |
| R & B 2 | 100,092.20 | - | - | 100,092.20 |
| TOTAL | 3,880,368.83 | 3,890.56 | - | 3,884,259.39 |

Attached is a letter from Texas CLASS stating the book and market value of their funds.

RESPECTFULLY SUBMITTED THIS 22ND DAY OF AUGUST, 2017.


DONNA EARLY
CASS COUNTY TREASURER

**RED RIVER FEDERAL CREDIT UNION SAVINGS
FOR THE MONTH OF JULY, 2017**

| FUND | BEGINNING BALANCE | INTEREST & PURCHASES | DECREASE | BOOK VALUE |
|--------------|----------------------|-------------------------|----------|----------------|
| Tobacco | 15.21 | - | - | 15.21 |
| TOTAL | 15.21 | - | - | 15.21 ✓ |

**RED RIVER FEDERAL CREDIT UNION CD
FOR THE MONTH OF JULY, 2017**

| FUND | BEGINNING | INTEREST & | DECREASE | BOOK VALUE |
|--------------|-------------------|---------------|-----------------|---------------------|
| Tobacco | 248,499.45 | 287.09 | 8,404.17 | 240,382.37 |
| TOTAL | 248,499.45 | 287.09 | 8,404.17 | 240,382.37 ✓ |

BALANCE ALL ACCOUNTS **240,397.58** ✓
 NCUA INSURANCE **240,397.58**

Attached is a list of balances for all county funds in the Red River Federal Credit Union.

RESPECTFULLY SUBMITTED THIS 22ND DAY OF AUGUST, 2017.


 DONNA EARLY
 CASS COUNTY TREASURER

**DOMINO FEDERAL CREDIT UNION CD
FOR THE MONTH OF JULY, 2017**

| FUND | BEGINNING BALANCE | INTEREST & PURCHASES | DECREASE | BOOK VALUE |
|--------------|----------------------|-------------------------|-----------------|---------------------|
| Tobacco | 245,107.54 | 213.79 | 5,043.09 | 240,278.24 |
| Tobacco | - | 40.29 | - | 40.29 |
| TOTAL | 245,107.54 | 254.08 | 5,043.09 | 240,318.53 ✓ |

BALANCE ALL ACCOUNTS **240,318.53**
 NCUA INSURANCE **240,318.53**

** Accrued CD Interest booked from renewal date until the date CD was actually renewed (7/6/2017).
 Not posted until August.

Attached is a list of balances for all county funds in the Domino Federal Credit Union.

RESPECTFULLY SUBMITTED THIS 22ND DAY OF AUGUST, 2017.


 DONNA EARLY
 CASS COUNTY TREASURER

**TEXAR FEDERAL CREDIT UNION SAVINGS
FOR THE MONTH OF JULY, 2017**

| FUND | BEGINNING BALANCE | INTEREST & PURCHASES | DECREASE | BOOK VALUE |
|--------------|----------------------|-------------------------|----------|--------------|
| Tobacco | 25.00 | - | - | 25.00 ✓ |
| TOTAL | 25.00 | - | - | 25.00 |


**TEXAR FEDERAL CREDIT UNION CD
FOR THE MONTH OF JULY, 2017**

| FUND | BEGINNING BALANCE | INTEREST & PURCHASES | DECREASE | BOOK VALUE |
|----------------------|----------------------|-------------------------|----------|---------------------|
| Tobacco | 143,720.05 | 169.67 | - | 143,889.72 |
| Cass County Forestry | 102,656.98 | 121.19 | - | 102,778.17 |
| TOTAL | 246,377.03 | 290.86 | - | 246,667.89 ✓ |

BALANCE ALL ACCOUNTS **246,692.89 ✓**
 NCUA INSURANCE **246,692.89**

Attached is a list of balances for all county funds in the TEXAR Federal Credit Union.

RESPECTFULLY SUBMITTED THIS 22ND DAY OF AUGUST, 2017.


 DONNA EARLY
 CASS COUNTY TREASURER