

# Cass County Treasurer's Report

---


June  
2017

**THE CASS COUNTY TREASURER'S REPORT OF RECEIPTS  
FOR THE MONTH OF JUNE, 2017**

<b>Source</b>	<b>2016</b>	<b>2017</b>
Justice of Peace #1	18,825.18	14,589.28
Justice of Peace #2	4,770.30	3,803.14
Justice of Peace #3	20,272.55	15,874.60
Justice of Peace #4	11,056.10	6,967.59
Constables	125.00	335.00
County Clerk	32,532.50	33,409.00
District Clerk	37,853.23	79,093.46
Cass County Sheriff	2,684.00	396.00
Tax Collector	164,026.22	146,374.32
State of Texas	-	85,713.98
State of Texas Reimb	3,827.99	12,866.66
Forfeiture/Seizures	-	492.00
U.S. Treasury	89,872.00	91,874.00
Interest	3,927.08	9,667.30
Royalties	-	-
Cass County Park	-	-
Sales	-	6,691.27
Miscellaneous	14,820.87	5,916.29
Miscellaneous Reimb	1,158.04	1,981.62
Transferred Funds	-	-
<b>Sub-Total</b>	<b>405,751.06</b>	<b>516,045.51</b>
AIP Program	-	-
DOEP	-	1,750.25
Juvenile Probation	22,850.00	23,137.00
Adult Probation	29,576.00	28,466.78
Others/Miscellaneous	6,979.00	8,316.00
State/Others	132,276.40	184,794.23
CDA Discretionary	321.44	155.00
<b>Sub-Total</b>	<b>192,002.84</b>	<b>246,619.26</b>
<b>Grand Total</b>	<b>597,753.90</b>	<b>762,664.77</b>

**NET SALARY** **332,129.21** **339,953.32**

RESPECTFULLY SUBMITTED,




DONNA EARLY  
CASS COUNTY TREASURER

**THE CASS COUNTY TREASURER'S REPORT  
OF RECEIPTS AND DISBURSEMENTS  
FOR THE MONTH OF JUNE, 2017**

<b>FUND</b>	<b>BEG. BAL.</b>	<b>RECEIVED</b>	<b>DISBURSED</b>	<b>BALANCE</b>
General	5,909,865.12	1,033,812.72	1,504,395.07	5,439,282.77
Jury Fund	(159,890.31)	12,647.05	30,609.48	(177,852.74)
Main R & B	760,573.18	202,955.03	304,953.62	658,574.59
H.A.V.A.	5,210.34	4.38	-	5,214.72
TOBACCO SETTLEMENT	976,262.60	964.50	-	977,227.10
R & B 1	804,301.73	102,711.79	92,563.38	814,450.14
R & B 2	400,154.45	79,083.28	89,837.44	389,400.29
R & B 3	373,280.40	51,646.81	68,570.58	356,356.63
R & B 4	337,541.55	51,418.34	58,318.01	330,641.88
CC PARK	(14,566.53)	-	4,192.84	(18,759.37)
FEDERAL ROAD IMPROVMT	1,781.10	1.49	-	1,782.59
LINDEN ENTERPRISE FUND	10,097.66	7.30	-	10,104.96
FEDERAL IMPROVMT 0711037	0.47	-	-	0.47
FEMA DR-1999 TX 2011 WF	9.96	-	-	9.96
BEAR CREEK FMAG 2965-2011	36,958.10	27.15	-	36,985.25
TEXAS CDBG CONT. 713069	9.73	-	-	9.73
TEXAS CDBG CONT. 7216247	(17,500.00)	103,069.65	17,500.00	68,069.65
LAW LIBRARY	(11,675.02)	1,960.00	1,323.09	(11,038.11)
CDA ESCROW	310.45	0.26	-	310.71
CDA FORFEITURE	67,066.74	8,061.62	7,260.66	67,867.70
TEXAS HISTORICAL GRANT	26,847.80	20.22	-	26,868.02
ARK LA TEX SEIZ/FORFT	(268.45)	-	-	(268.45)
CDA FEDERAL FORFEITURE	21,299.08	16.70	-	21,315.78
SHERIFF FED FORFT	4,323.55	3.63	-	4,327.18
HOME GRANT PROJECTS 2017	(2,000.00)	-	4,349.00	(6,349.00)
CTIF 01-034 TXDOT GRANT	724.22	0.58	-	724.80
FEMA 4269	95,356.72	70.78	-	95,427.50
RIGHT OF WAY	104,133.56	179.48	-	104,313.04
FORESTRY FUND	282,262.51	248.66	-	282,511.17
COMBINED I & S- SERIES 2015	373,288.06	10,743.99	-	384,032.05
CONST & RENOVATION	18,420.87	14.10	-	18,434.97
I & S 2016	161,941.01	3,560.00	-	165,501.01
PAYROLL	12,035.80	-	-	12,035.80
<b>SUB TOTAL</b>	<b>10,578,156.45</b>	<b>1,663,229.51</b>	<b>2,183,873.17</b>	<b>10,057,512.79</b>
JUVENILE PROB	345,879.89	38,383.77	46,619.41	337,644.25
ADULT PROB	356,634.44	190,372.22	128,827.82	418,178.84
NETRC	-	-	-	-
SATP TRACK III	5,243.34	29,299.00	10,687.01	23,855.33
COMM SVC RESTITUTION	5,567.80	13,282.75	6,680.53	12,170.02
AIP PROGRAM	(36,418.79)	-	-	(36,418.79)
MENTAL HEALTH INT. PRG.	7,296.96	19,364.00	6,481.04	20,179.92
CIVIL CHILD SUPPORT PRG.	63,393.33	1,215.00	-	64,608.33
HIGH RISK TREATMENT PRG	16,155.16	26,924.00	10,166.68	32,912.48
INDIGENT DEFENSE	73,391.82	58.13	-	73,449.95
TASK FORCE	893.97	0.75	-	894.72
TASK FORCE PI	43,252.71	32.23	-	43,284.94
CDA STATE FUNDS	(4,978.64)	9,168.26	3,367.76	821.86
MENTAL HEALTH INT. PRG. 4	-	-	-	-
AGGRESSIVE BEHAVIOR PRG. 4	787.35	3,288.25	1,018.28	3,057.32
CDA DISCRETIONARY	8,441.32	161.95	1,068.89	7,534.38
<b>SUB TOTAL</b>	<b>885,540.66</b>	<b>331,550.31</b>	<b>214,917.42</b>	<b>1,002,173.55</b>
<b>GRAND TOTAL</b>	<b>11,463,697.11</b>	<b>1,994,779.82</b>	<b>2,398,790.59</b>	<b>11,059,686.34</b>

RESPECTFULLY SUBMITTED,

  
DONNA EARLY  
CASS COUNTY TREASURER

THE CASS COUNTY TREASURER'S REPORT  
OF RECEIPTS AND DISBURSEMENTS  
FOR THE MONTH OF JUNE, 2017

CERTIFICATION

WE, THE UNDERSIGNED, certify that we have actually and fully inspected and counted all actual cash and assets in the hands of said Treasurer for the period beginning June 1, 2017 and ending June 30, 2017, and find the same to be true and correct, and order same to be entered upon the minutes of said court as required by Local Government Code, Sec. 114.026.

WITNESS OUR HAND, OFFICIALLY THIS 25TH DAY OF JULY, 2017.



COMMISSIONER, PRECINCT 1




COMMISSIONER, PRECINCT 2




COMMISSIONER, PRECINCT 3



COMMISSIONER, PRECINCT 4

  
COUNTY JUDGE

SWORN TO AND SUBSCRIBED BY EACH OF THE ABOVE; RESPECTIVELY, THIS 25TH DAY OF JULY, 2017.

  
COUNTY CLERK

ACCOUNT NAME	BEGINNING CASH BALANCE	CASH RECEIPTS	CASH DISBURSEMENTS	ENDING CASH BALANCE
2017 010 GENERAL FUND				
CASH	79,397.88	828,294.15	964,395.07-	56,703.04-
CASH-OPERATING	.00	.00	.00	.00
RECEIVABLES	.00	.00	.00	.00
TEXPOOL INVESTMENTS	81,435.41	59.09	.00	81,494.50
CD INVESTMENT	.00	.00	.00	.00
GB MONEY MARKET	2,723,044.37	201,861.81	540,000.00-	2,384,906.18
LAND,BUILDINGS & IMPROVEMENTS	.00	.00	.00	.00
EQUIPMENT,FURNITURE&FIXTURES	.00	.00	.00	.00
TCLASS MONEY MARKET	3,025,987.46	3,597.67	.00	3,029,585.13
FUND TOTALS	5,909,865.12	1,033,812.72	1,504,395.07-	5,439,282.77
2017 011 DISTRICT & CO COURT@LAW FUND				
DISTRICT AND CO COURT@LAW CASH	159,890.31-	12,647.05	30,609.48-	177,852.74-
CASH-OPERATING	.00	.00	.00	.00
C D INVESTMENT	.00	.00	.00	.00
RECEIVABLES	.00	.00	.00	.00
INVESTMENTS	.00	.00	.00	.00
CD INVESTMENT	.00	.00	.00	.00
MAIN GB MONEY MARKET	.00	.00	.00	.00
FUND TOTALS	159,890.31-	12,647.05	30,609.48-	177,852.74-
2017 012 MAIN ROAD & BRIDGE				
CASH-MAIN R&B OPERATING	86,902.68	202,757.19	194,953.62-	94,706.25
MAIN-CASH OPERATING	.00	.00	.00	.00
C D INVESTMENT	.00	.00	.00	.00
RECEIVABLES	.00	.00	.00	.00
INVESTMENTS	.00	.00	.00	.00
CD INVESTMENT	.00	.00	.00	.00
MAIN GB MONEY MARKET	323,347.80	197.84	110,000.00-	213,545.64
TCLASS MONEY MARKET	350,322.70	.00	.00	350,322.70
FUND TOTALS	760,573.18	202,955.03	304,953.62-	658,574.59
2017 013 H.A.V.A.				
CASH	5,210.34	4.38	.00	5,214.72
CASH-OPERATING	.00	.00	.00	.00
RECEIVABLES	.00	.00	.00	.00
INVESTMENTS	.00	.00	.00	.00
INVESTMENTS	.00	.00	.00	.00
FUND TOTALS	5,210.34	4.38	.00	5,214.72
2017 014 TOBACCO SETTLEMENT				
TOBACCO SETTLEMENT	.00	.00	.00	.00
CASH	29,126.17	24.50	.00	29,150.67
CASH-OPERATING	.00	.00	.00	.00
C.D. INVESTMENT	.00	.00	.00	.00
RECEIVABLES	.00	.00	.00	.00
INVESTMENTS	56,438.51	40.90	.00	56,479.41
TOBACCO SETTLEMENT INVEST	.00	.00	.00	.00
GB MONEY MARKET	254,045.91	183.86	.00	254,229.77
MAIN RR CD	248,166.20	333.25	.00	248,499.45
MAIN DC CD	244,889.58	217.96	.00	245,107.54
MAIN RR SV	15.20	.01	.00	15.21
MAIN TEXAR CD	143,556.03	164.02	.00	143,720.05
MAIN TEXAR SV	25.00	.00	.00	25.00
FUND TOTALS	976,262.60	964.50	.00	977,227.10

ACCOUNT NAME	BEGINNING CASH BALANCE	CASH RECEIPTS	CASH DISBURSEMENTS	ENDING CASH BALANCE
2017 015 BEAR CK DISASTER DONATION				
CASH-BEAR CK DISASTER DONATION	.00	.00	.00	.00
RECEIVABLES	.00	.00	.00	.00
FUND TOTALS	.00	.00	.00	.00
2017 016 JUVENILE PROBATION				
CASH - JUVENILE PROBATION	27,341.49	38,158.03	31,619.41-	33,880.11
CASH-OPERATING	.00	.00	.00	.00
C D INVESTMENT	.00	.00	.00	.00
RECEIVABLES	.00	.00	.00	.00
INVESTMENTS	140,157.57	101.57	.00	140,259.14
CD INVESTMENT	.00	.00	.00	.00
GB MONEY MARKET	178,380.83	124.17	15,000.00-	163,505.00
FUND TOTALS	345,879.89	38,383.77	46,619.41-	337,644.25
2017 017 ADULT PROBATION				
CASH OPERATING-ADULT	26,631.08	165,100.60	93,827.82-	97,903.86
CASH-OPERATING	.00	.00	.00	.00
C D INVESTMENT	.00	.00	.00	.00
RECEIVABLES	.00	.00	.00	.00
INVESTMENTS	106,412.80	77.11	.00	106,489.91
CD INVESTMENT	.00	.00	.00	.00
GB MONEY MARKET	223,590.56	25,194.51	35,000.00-	213,785.07
FUND TOTALS	356,634.44	190,372.22	128,827.82-	418,178.84
2017 018 CASS CO RESTITUTION CENTER				
RESTITUTION CENTER	.00	.00	.00	.00
CASH OPERATING-RESTITUTION CEN	.00	.00	.00	.00
CASH TO OPEN FNB BANK ACCT.	.00	.00	.00	.00
RECEIVABLES	.00	.00	.00	.00
INVESTMENTS	.00	.00	.00	.00
C D INVESTMENT	.00	.00	.00	.00
CD INVESTMENT	.00	.00	.00	.00
FUND TOTALS	.00	.00	.00	.00
2017 019 SATP TRACK III				
CASH	5,243.34	29,299.00	10,687.01-	23,855.33
CASH-OPERATING	.00	.00	.00	.00
RECEIVABLES	.00	.00	.00	.00
CD INVESTMENTS	.00	.00	.00	.00
GB MONEY MARKET	.00	.00	.00	.00
FUND TOTALS	5,243.34	29,299.00	10,687.01-	23,855.33
2017 020 COMMUNITY SERVICE RESTITUTION				
CASH OPERATING-CSR	5,567.80	13,282.75	6,680.53-	12,170.02
CASH-OPERATING	.00	.00	.00	.00
RECEIVABLES	.00	.00	.00	.00
CD INVESTMENTS	.00	.00	.00	.00
GB MONEY MARKET	.00	.00	.00	.00
FUND TOTALS	5,567.80	13,282.75	6,680.53-	12,170.02
2017 021 ROAD AND BRIDGE #1				
CASH-ROAD & BRIDGE#1 OPERATING	8,948.96	87,431.45	63,563.38-	32,817.03
CASH-OPERATING	.00	.00	.00	.00
C D INVESTMENT	.00	.00	.00	.00
RECEIVABLES	.00	.00	.00	.00

ACCOUNT NAME	BEGINNING CASH BALANCE	CASH RECEIPTS	CASH DISBURSEMENTS	ENDING CASH BALANCE
INVESTMENTS	71,901.53	52.10	.00	71,953.63
CD INVESTMENT	.00	.00	.00	.00
MAIN GB MONEY MARKET	323,082.44	15,228.24	29,000.00-	309,310.68
TCLASS MONEY MARKET	400,368.80	.00	.00	400,368.80
FUND TOTALS	804,301.73	102,711.79	92,563.38-	814,450.14
2017 022 ROAD AND BRIDGE #2				
CASH - R&B #2 OPERATING	3,518.04	78,876.81	64,837.44-	17,557.41
CASH-OPERATING	.00	.00	.00	.00
C D INVESTMENT	.00	.00	.00	.00
RECEIVABLES	.00	.00	.00	.00
INVESTMENTS	81,591.37	59.12	.00	81,650.49
CD INVESTMENT	.00	.00	.00	.00
GB MONEY MARKET	214,952.84	147.35	25,000.00-	190,100.19
TCLASS MONEY MARKET	100,092.20	.00	.00	100,092.20
FUND TOTALS	400,154.45	79,083.28	89,837.44-	389,400.29
2017 023 ROAD AND BRIDGE #3				
CASH - ROAD & BRIDGE #3 OPER	7,933.40	51,387.30	53,570.58-	5,750.12
CASH-OPERATING	.00	.00	.00	.00
C D INVESTMENT	.00	.00	.00	.00
RECEIVABLES	.00	.00	.00	.00
INVESTMENTS	27,094.16	19.63	.00	27,113.79
CD INVESTMENT	.00	.00	.00	.00
GB MONEY MARKET	338,252.84	239.88	15,000.00-	323,492.72
FUND TOTALS	373,280.40	51,646.81	68,570.58-	356,356.63
2017 024 ROAD AND BRIDGE #4				
CASH-ROAD & BRIDGE#4 OPERAT.	4,864.37	51,182.77	42,318.01-	13,729.13
CASH-OPERATING	.00	.00	.00	.00
C D INVESTMENT	.00	.00	.00	.00
RECEIVABLES	.00	.00	.00	.00
INVESTMENTS	71,726.01	51.97	.00	71,777.98
CD INVESTMENT	.00	.00	.00	.00
MAIN GB MONEY MARKET	260,951.17	183.60	16,000.00-	245,134.77
FUND TOTALS	337,541.55	51,418.34	58,318.01-	330,641.88
2017 025 AIP PROGRAM				
CASH-	36,418.79-	.00	.00	36,418.79-
CASH-OPERATING	.00	.00	.00	.00
CD INVESTMENTS	.00	.00	.00	.00
RECEIVABLES	.00	.00	.00	.00
INVESTMENTS	.00	.00	.00	.00
C D INVESTMENT	.00	.00	.00	.00
FUND TOTALS	36,418.79-	.00	.00	36,418.79-
2017 026 CASS COUNTY RESOURCE RECOVERY				
CASS CO. RESOURCE REC/ CASH	.00	.00	.00	.00
RECEIVABLES	.00	.00	.00	.00
INVESTMENTS	.00	.00	.00	.00
FUND TOTALS	.00	.00	.00	.00
2017 027 COUNTY CLERK ARCHIVE FUND				
PRESERVATION- CASH ACCT.	.00	.00	.00	.00
FUND TOTALS	.00	.00	.00	.00
2017 028 CASS COUNTY PARK				
CASS COUNTY PARKS	.00	.00	.00	.00

ACCOUNT NAME	BEGINNING CASH BALANCE	CASH RECEIPTS	CASH DISBURSEMENTS	ENDING CASH BALANCE
CASH OPERATING - CC PARKS	14,566.53-	.00	4,192.84-	18,759.37-
CASH-OPERATING	.00	.00	.00	.00
INVESTMENTS	.00	.00	.00	.00
FUND TOTALS	14,566.53-	.00	4,192.84-	18,759.37-
2017 029 FEDERAL-ROAD IMPROVMT 0710197				
CASH-	1,781.10	1.49	.00	1,782.59
CASH OPERATING	.00	.00	.00	.00
RECEIVABLES-ROAD IMPROVEMENT	.00	.00	.00	.00
INVESTMENTS-ROAD IMPROVEMENT	.00	.00	.00	.00
INVESTMENTS-ROAD IMPROV	.00	.00	.00	.00
FUND TOTALS	1,781.10	1.49	.00	1,782.59
2017 030 LINDEN ENTERPRISE FUND				
CASH	.00	.00	.00	.00
CASH-OPERATING	.00	.00	.00	.00
INVESTMENTS	.00	.00	.00	.00
CD INVESTMENTS	.00	.00	.00	.00
MONEY MARKET GB	10,097.66	7.30	.00	10,104.96
FUND TOTALS	10,097.66	7.30	.00	10,104.96
2017 031 EMG WATERSHED AG-7442-C-110010				
CASH	.00	.00	.00	.00
RECEIVABLES	.00	.00	.00	.00
INVESTMENTS-ROAD IMPROVEMENT	.00	.00	.00	.00
INVESTMENTS	.00	.00	.00	.00
FUND TOTALS	.00	.00	.00	.00
2017 032 FEDERAL IMPROVEMENT 0711037				
CASH	.47	.00	.00	.47
RECEIVABLES	.00	.00	.00	.00
INVESTMENTS	.00	.00	.00	.00
INVESTMENTS	.00	.00	.00	.00
FUND TOTALS	.47	.00	.00	.47
2017 033 SATT PROGRAM				
CASH	.00	.00	.00	.00
CD INVESTMENTS	.00	.00	.00	.00
RECIEVABLES	.00	.00	.00	.00
INVESTMENTS	.00	.00	.00	.00
CD INVESTMENTS	.00	.00	.00	.00
FUND TOTALS	.00	.00	.00	.00
2017 034 MENTAL HEALTH INITIATIVE PRG				
CASH	7,296.96	19,364.00	6,481.04-	20,179.92
CASH-OPERATING	.00	.00	.00	.00
CD INVESTMENTS	.00	.00	.00	.00
RECIEVABLES	.00	.00	.00	.00
INVESTMENTS	.00	.00	.00	.00
CD INVESTMENTS	.00	.00	.00	.00
MONEY MARKET GB	.00	.00	.00	.00
FUND TOTALS	7,296.96	19,364.00	6,481.04-	20,179.92
2017 035 CIVIL CHILD SUPPORT PROGRAM				
CASH	26,393.33	1,215.00	.00	27,608.33
CASH-OPERATING	.00	.00	.00	.00
CD INVESTMENTS	.00	.00	.00	.00



ACCOUNT NAME	BEGINNING CASH BALANCE	CASH RECEIPTS	CASH DISBURSEMENTS	ENDING CASH BALANCE
RECEIVABLES	.00	.00	.00	.00
CD INVESTMENTS	.00	.00	.00	.00
GB MONEY MARKET	37,000.00	.00	.00	37,000.00
FUND TOTALS	63,393.33	1,215.00	.00	64,608.33
2017 036 FEMA DR-1999-TX 2011 WILDFIRES				
CASH- 1999 FEMA WILDFIRES	9.96	.00	.00	9.96
CASH-OPERATING	.00	.00	.00	.00
RECEIVABLES	.00	.00	.00	.00
INVESTMENTS	.00	.00	.00	.00
INTEREST DISTRIBUTION	.00	.00	.00	.00
FUND TOTALS	9.96	.00	.00	9.96
2017 037 HIGH RISK TREATMENT PROGRAM				
CASH	1,155.16	26,924.00	10,166.68-	17,912.48
CASH-OPERATING	.00	.00	.00	.00
CD INVESTMENTS	.00	.00	.00	.00
RECEIVABLES	.00	.00	.00	.00
INVESTMENTS	.00	.00	.00	.00
GB,MONEY MARKET	15,000.00	.00	.00	15,000.00
FUND TOTALS	16,155.16	26,924.00	10,166.68-	32,912.48
2017 038 BEAR CREEK FMAG 2965-2011				
CASH	3,576.02	3.00	.00	3,579.02
CASH OPERATING	.00	.00	.00	.00
RECEIVABLES	.00	.00	.00	.00
CD INVESTMENTS	.00	.00	.00	.00
INVESTMENTS	.00	.00	.00	.00
MONEY MARKET GB	33,382.08	24.15	.00	33,406.23
FUND TOTALS	36,958.10	27.15	.00	36,985.25
2017 039 TEXAS CDBG CONTRACT 713069				
CASH	9.73	.00	.00	9.73
RECEIVABLES	.00	.00	.00	.00
INVESTMENTS	.00	.00	.00	.00
INVESTMENTS	.00	.00	.00	.00
FUND TOTALS	9.73	.00	.00	9.73
2017 040 TEXAS CDBG CONTRACT 7216247				
CASH	17,500.00-	103,069.65	17,500.00-	68,069.65
INVESTMENTS	.00	.00	.00	.00
INVESTMENTS	.00	.00	.00	.00
FUND TOTALS	17,500.00-	103,069.65	17,500.00-	68,069.65
2017 041 LAW LIBRARY				
CASH - LAW LIBRARY OPERATING	11,675.02-	1,960.00	1,323.09-	11,038.11-
CASH OPERATING	.00	.00	.00	.00
C D INVESTMENT	.00	.00	.00	.00
RECEIVABLES	.00	.00	.00	.00
CD INVESTMENT	.00	.00	.00	.00
FUND TOTALS	11,675.02-	1,960.00	1,323.09-	11,038.11-
2017 042 INDIGENT DEFENSE GRANT (SB7)				
INDIGENT DEFENSE GRANT (SB7)	.00	.00	.00	.00
CASH-INDIGENT DEFENSE	42,523.67	35.78	.00	42,559.45
CASH OPERATING	.00	.00	.00	.00
CD INVESTMENT	.00	.00	.00	.00

ACCOUNT NAME	BEGINNING CASH BALANCE	CASH RECEIPTS	CASH DISBURSEMENTS	ENDING CASH BALANCE
RECEIVABLES	.00	.00	.00	.00
INVESTMENTS	25,374.31	18.38	.00	25,392.69
TEKPOOL INVESTMENTS	.00	.00	.00	.00
BANK INVESTMENTS	.00	.00	.00	.00
MONEY MARKET GB	5,493.84	3.97	.00	5,497.81
FUND TOTALS	73,391.82	58.13	.00	73,449.95
2017 043 DIST ATT, ESCROW ACCOUNT				
DIST ATT. ESCROW ACCOUNT	.00	.00	.00	.00
CASH OPERATING-DA ESCROW ACCT	310.45	.26	.00	310.71
CASH OPERATING	.00	.00	.00	.00
C D INVESTMENT	.00	.00	.00	.00
RECEIVABLES	.00	.00	.00	.00
INVESTMENTS	.00	.00	.00	.00
CD INVESTMENT	.00	.00	.00	.00
MONEY MARKET GB	.00	.00	.00	.00
FUND TOTALS	310.45	.26	.00	310.71
2017 044 C.D.A.FORFEITURE ACCOUNT				
C.D.A.FORFEITURE ACCOUNT	.00	.00	.00	.00
CASH OPERATING-CDA FORFEITURE	12,533.46	8,022.13	7,260.66-	13,294.93
CASH OPERATING	.00	.00	.00	.00
C D INVESTMENT	.00	.00	.00	.00
RECEIVABLES	.00	.00	.00	.00
INVESTMENTS	39,188.88	28.39	.00	39,217.27
CD INVESTMENT	.00	.00	.00	.00
GB MONEY MARKET	15,344.40	11.10	.00	15,355.50
FUND TOTALS	67,066.74	8,061.62	7,260.66-	67,867.70
2018 045 REGIONAL INTRASTATE TASK FORCE				
ARK-LA-TEX NARC TASK FORCE	.00	.00	.00	.00
REGIONAL TASK FRC CASH	893.97	.75	.00	894.72
CASH OPERATING	.00	.00	.00	.00
C D INVESTMENTS	.00	.00	.00	.00
RECEIVABLES	.00	.00	.00	.00
INVESTMENTS	.00	.00	.00	.00
CD INVESTMENTS	.00	.00	.00	.00
FUND TOTALS	893.97	.75	.00	894.72
2018 046 TASK FORCE PROGRAM INCOME				
TASK FORCE PROGRAM INCOME	.00	.00	.00	.00
TF PROGRAM INCOME-CASH	7,955.85	6.69	.00	7,962.54
CASH OPERATING	.00	.00	.00	.00
CD INVESTMENTS	.00	.00	.00	.00
RECEIVABLES	.00	.00	.00	.00
TF-PI INVESTMENTS	.00	.00	.00	.00
INVESTMENTS	.00	.00	.00	.00
MONEY MARKET	35,296.86	25.54	.00	35,322.40
FUND TOTALS	43,252.71	32.23	.00	43,284.94
2017 047 CDA-STATE FUNDS				
CDA STATE FUNDS	.00	.00	.00	.00
CASH	4,978.64-	9,168.26	3,367.76-	821.86
CASH OPERATING	.00	.00	.00	.00
CD INVESTMENTS	.00	.00	.00	.00
INVESTMENTS	.00	.00	.00	.00
CD INVESTMENTS	.00	.00	.00	.00

ACCOUNT NAME	BEGINNING CASH BALANCE	CASH RECEIPTS	CASH DISBURSEMENTS	ENDING CASH BALANCE
FUND TOTALS	4,978.64-	9,168.26	3,367.76-	821.86
2017 048 TEXAS HISTORICAL GRANT				
CASH	.00	.00	.00	.00
CASH	6,769.23	5.69	.00	6,774.92
CASH-OPERATING	.00	.00	.00	.00
CD INVESTMENTS	.00	.00	.00	.00
RECEIVABLES	.00	.00	.00	.00
CD INVESTMENTS	.00	.00	.00	.00
GB MONEY MARKET	20,078.57	14.53	.00	20,093.10
FUND TOTALS	26,847.80	20.22	.00	26,868.02
2017 050 ARK LA TEX SEIZ/FORFT.FUND ARK-LA-TEX FORF/SEIZ.				
CASH	.00	.00	.00	.00
CASH	268.45-	.00	.00	268.45-
CASH OPERATING	.00	.00	.00	.00
C D INVESTMENTS	.00	.00	.00	.00
INVESTMENTS	.00	.00	.00	.00
CD INVESTMENT	.00	.00	.00	.00
FUND TOTALS	268.45-	.00	.00	268.45-
2017 051 CDA FORFEITURE FUNDS CDA FEDERAL FORFEITURES FUND				
CASH	.00	.00	.00	.00
CASH	11,059.54	9.30	.00	11,068.84
CASH-OPERATING	.00	.00	.00	.00
C D INVESTMENTS	.00	.00	.00	.00
INVESTMENTS	.00	.00	.00	.00
CD INVESTMENT	.00	.00	.00	.00
MONEY MARKET	10,239.54	7.40	.00	10,246.94
FUND TOTALS	21,299.08	16.70	.00	21,315.78
2017 052 SHERIFF FEDERAL FORFEITURES SHERIFF FEDERAL FORFIETURES				
CASH	.00	.00	.00	.00
CASH	4,302.44	3.62	.00	4,306.06
CASH-OPERATING	.00	.00	.00	.00
C D INVESTMENTS	.00	.00	.00	.00
INVESTMENTS	.00	.00	.00	.00
CD INVESTMENTS	.00	.00	.00	.00
MONEY MARKET GB	21.11	.01	.00	21.12
FUND TOTALS	4,323.55	3.63	.00	4,327.18
2017 055 HOME GRANT PROJECTS 2017				
CASH	2,000.00-	.00	4,349.00-	6,349.00-
CD INVESTMENTS	.00	.00	.00	.00
RECEIVABLES	.00	.00	.00	.00
FUND TOTALS	2,000.00-	.00	4,349.00-	6,349.00-
2017 060 MENTAL HEALTH PROGRAM # 4				
CASH	.00	.00	.00	.00
CD INVESTMENTS	.00	.00	.00	.00
RECIEVABLES	.00	.00	.00	.00
INVESTMENTS	.00	.00	.00	.00
MONEY MARKET GB	.00	.00	.00	.00
FUND TOTALS	.00	.00	.00	.00
2017 061 AGGRESSIVE BEHAVIOR PROGRAM#20				
CASH	787.35	3,288.25	1,018.28-	3,057.32

ACCOUNT NAME	BEGINNING CASH BALANCE	CASH RECEIPTS	CASH DISBURSEMENTS	ENDING CASH BALANCE
CD INVESTMENTS	.00	.00	.00	.00
RECEIVABLES	.00	.00	.00	.00
INVESTMENTS	.00	.00	.00	.00
GB MONEY MARKET	.00	.00	.00	.00
FUND TOTALS	<u>787.35</u>	<u>3,288.25</u>	<u>1,018.28</u>	<u>3,057.32</u>
2017 062 CTIF-01-034 TXDOT GRANT				
CASH	565.80	.47	.00	566.27
GB MONEY MARKET	158.42	.11	.00	158.53
FUND TOTALS	<u>724.22</u>	<u>.58</u>	<u>.00</u>	<u>724.80</u>
2017 065 FEMA 4269				
CASH	15,124.67	12.72	.00	15,137.39
GB MONEY MARKET	80,232.05	58.06	.00	80,290.11
FUND TOTALS	<u>95,356.72</u>	<u>70.78</u>	<u>.00</u>	<u>95,427.50</u>
2017 070 RIGHT OF WAY FUND				
CASH -RIGHT OF WAY OPERATING	19,317.54	118.07	.00	19,435.61
CASH-OPERATING	.00	.00	.00	.00
C D INVESTMENT	.00	.00	.00	.00
RECEIVABLES	.00	.00	.00	.00
INVESTMENTS	28,981.96	21.00	.00	29,002.96
CD INVESTMENT	.00	.00	.00	.00
MAIN MONEY MARKET GB	55,834.06	40.41	.00	55,874.47
FUND TOTALS	<u>104,133.56</u>	<u>179.48</u>	<u>.00</u>	<u>104,313.04</u>
2017 072 CASS COUNTY FORESTRY FUND				
CASH-CASS COUNTY FORESTRY FUND	12,074.04	10.15	.00	12,084.19
CASH OPERATING	.00	.00	.00	.00
C D INVESTMENT	.00	.00	.00	.00
RECEIVABLES	.00	.00	.00	.00
INVESTMENTS	46,934.62	34.01	.00	46,968.63
CD INVESTMENT	.00	.00	.00	.00
MAIN GB MONEY MARKET	120,714.01	87.36	.00	120,801.37
MAIN TEXAR CD	102,539.84	117.14	.00	102,656.98
FUND TOTALS	<u>282,262.51</u>	<u>248.66</u>	<u>.00</u>	<u>282,511.17</u>
2017 080 CASS COUNTY JAIL CONSTRUCTION				
CASH-CASS CO JAIL CONST	.00	.00	.00	.00
C D INVESTMENT	.00	.00	.00	.00
RECEIVABLES	.00	.00	.00	.00
INVESTMENTS-CC JAIL CONST	.00	.00	.00	.00
CD INVESTMENT	.00	.00	.00	.00
FUND TOTALS	<u>.00</u>	<u>.00</u>	<u>.00</u>	<u>.00</u>
2017 081 CC JAIL INT & SINKING				
CASH-CC JAIL INT & SINKING	.00	.00	.00	.00
C D INVESTMENT	.00	.00	.00	.00
RECEIVABLES	.00	.00	.00	.00
INVESTMENTS	.00	.00	.00	.00
BANK INVESTMENT	.00	.00	.00	.00
FUND TOTALS	<u>.00</u>	<u>.00</u>	<u>.00</u>	<u>.00</u>
2017 082 RESOURCE RECOVERY I&S				
CASH-CC RESOURCE RECOVERY	.00	.00	.00	.00
PETTY CASH	.00	.00	.00	.00
C D INVESTMENT	.00	.00	.00	.00

ACCOUNT NAME	BEGINNING CASH BALANCE	CASH RECEIPTS	CASH DISBURSEMENTS	ENDING CASH BALANCE
RECEIVABLES	.00	.00	.00	.00
INVESTMENTS	.00	.00	.00	.00
BANK INVESTMENT	.00	.00	.00	.00
FUND TOTALS	.00	.00	.00	.00
2017 083 RESOURCE RECOVERY INT&SINKING				
CASH-RES REC INT&SINKING	.00	.00	.00	.00
C D INVESTMENT	.00	.00	.00	.00
RECEIVABLES	.00	.00	.00	.00
INVESTMENTS	.00	.00	.00	.00
BANK INVESTMENT	.00	.00	.00	.00
FUND TOTALS	.00	.00	.00	.00
2017 084 COMBINED INTEREST & SINKING				
COMBINED INTEREST & SINKING	.00	.00	.00	.00
CASH	14,169.08	4,642.29	.00	18,811.37
CASH-OPERATING	.00	.00	.00	.00
CD INVESTMENT	.00	.00	.00	.00
RECEIVABLES	.00	.00	.00	.00
INVESTMENTS	.00	.00	.00	.00
BANK INVESTMENTS	.00	.00	.00	.00
CI&S GB MM	359,118.98	6,101.70	.00	365,220.68
FUND TOTALS	373,288.06	10,743.99	.00	384,032.05
2017 085 LAW ENFORC.CONSTRUCTION FUND				
06 CONSTRUCTION & RENOVATION	6,570.22	5.52	.00	6,575.74
CASH OPERATING	.00	.00	.00	.00
C D INVESTMENT	.00	.00	.00	.00
INVESTMENTS	11,850.65	8.58	.00	11,859.23
CD INVESTMENTS	.00	.00	.00	.00
MAIN MONEY MARKET GB	.00	.00	.00	.00
FUND TOTALS	18,420.87	14.10	.00	18,434.97
2017 086 INTEREST & SINKING SERIES 2016				
CASH	1,970.40	1,698.39	.00	3,668.79
CASH OPERATING	.00	.00	.00	.00
CD INVESTMENTS	.00	.00	.00	.00
RECEIVABLES	.00	.00	.00	.00
INVESTMENTS	.00	.00	.00	.00
BANK INVESTMENTS	.00	.00	.00	.00
CI&S GB MM	159,970.61	1,861.61	.00	161,832.22
FUND TOTALS	161,941.01	3,560.00	.00	165,501.01
2017 089 CDA DISCRETIONARY FUND				
CASH	8,441.32	161.95	1,068.89-	7,534.38
CASH-OPERATING	.00	.00	.00	.00
C D INVESTMENT	.00	.00	.00	.00
RECEIVABLES	.00	.00	.00	.00
FUND TOTALS	8,441.32	161.95	1,068.89-	7,534.38
2017 090 PAYROLL				
PAYROLL FUND	.00	.00	.00	.00
PAYROLL CASH	12,035.80	.00	.00	12,035.80
CASH OPERATING	.00	.00	.00	.00
FUND TOTALS	12,035.80	.00	.00	12,035.80
2017 096 GENERAL FIXED ASSETS				
CASH	.00	.00	.00	.00

ACCOUNT NAME	BEGINNING CASH BALANCE	CASH RECEIPTS	CASH DISBURSEMENTS	ENDING CASH BALANCE
LAND, BLDGS & IMPROVEMENTS	.00	.00	.00	.00
EQUIP, FURN, & FIXTURES	.00	.00	.00	.00
CAPITAL LEASE ASSETS (AUTOS)	.00	.00	.00	.00
CONSTRUCTION IN PROGRESS	.00	.00	.00	.00
FUND TOTALS	.00	.00	.00	.00
2017 097 GENERAL LONG TERM DEBT				
CASH	.00	.00	.00	.00
FUND TOTALS	.00	.00	.00	.00
GRAND TOTALS	11,463,697.11	1,994,779.82	2,398,790.59-	11,059,686.34 ✓

FUND NAME	CHECKING ACCOUNT	CHECKING AMOUNT	TDOA ACCOUNT	TDOA AMOUNT	FUND TOTAL
2017 010 GENERAL FUND	MAIN	56,703.04-	MAIN TDOA MAIN GB MM MAIN TCLAS	81,494.50 2,384,906.18 3,029,585.13	5,439,282.77
2017 011 DISTRICT & CO COURT@LAW FUN	MAIN	177,852.74-	MAIN TDOA MAIN GB MM		177,852.74-
2017 012 MAIN ROAD & BRIDGE	MAIN	94,706.25	MAIN TDOA MAIN GB MM MAIN TCLAS	213,545.64 350,322.70	658,574.59
2017 013 H.A.V.A.	MAIN	5,214.72	MAIN TDOA		5,214.72
2017 014 TOBACCO SETTLEMENT	MAIN	29,150.67	MAIN TDOA MAIN GB MM MAIN RR CD MAIN DC CD MAIN RR SV MAIN TX CD MAIN TX SV	56,479.41 254,229.77 248,499.45 245,107.54 15.21 143,720.05 25.00	977,227.10
2017 015 BEAR CK DISASTER DONATION	BRCREEK				
2017 016 JUVENILE PROBATION	MAIN	33,880.11	MAIN TDOA MAIN GB MM	140,259.14 163,505.00	337,644.25
2017 017 ADULT PROBATION	MAIN	97,903.86	MAIN TDOA MAIN GB MM	106,489.91 213,785.07	418,178.84
2017 018 CASS CO RESTITUTION CENTER	MAIN		MAIN TDOA		
2017 019 SATP TRACK III	MAIN	23,855.33	MAIN GB MM		23,855.33
2017 020 COMMUMNITY SERVICE RESTITUTIMAIN	MAIN	12,170.02	MAIN GB MM		12,170.02
2017 021 ROAD AND BRIDGE #1	MAIN	32,817.03	MAIN TDOA MAIN GB MM MAIN TCLAS	71,953.63 309,310.68 400,368.80	814,450.14
2017 022 ROAD AND BRIDGE #2	MAIN	17,557.41	MAIN TDOA MAIN GB MM MAIN TCLAS	81,650.49 190,100.19 100,092.20	389,400.29
2017 023 ROAD AND BRIDGE #3	MAIN	5,750.12	MAIN TDOA MAIN GB MM	27,113.79 323,492.72	356,356.63
2017 024 ROAD AND BRIDGE #4	MAIN	13,729.13	MAIN TDOA MAIN GB MM	71,777.98 245,134.77	330,641.88
2017 025 AIP PROGRAM	MAIN	36,418.79-	MAIN TDOA		36,418.79-
2017 026 CASS COUNTY RESOURCE RECOVERMAIN	MAIN		MAIN TDOA		
2017 027 COUNTY CLERK ARCHIVE FUND	MAIN				
2017 028 CASS COUNTY PARK	MAIN	18,759.37-			18,759.37-

FUND NAME	CHECKING ACCOUNT	CHECKING AMOUNT	TDOA ACCOUNT	TDOA AMOUNT	FUND TOTAL
2017 029 FEDERAL-ROAD IMPROVMT	071019MAIN	1,782.59	MAIN TDOA		1,782.59
2017 030 LINDEN ENTERPRISE FUND	MAIN		MAIN TDOA MAIN GB MM	10,104.96	10,104.96
2017 031 EMG WATERSHED AG-7442-C-1100	MAIN		MAIN TDOA		
2017 032 FEDERAL IMPROVEMENT	07111037 MAIN MAIN	.47	MAIN TDOA		.47
2017 033 SATT PROGRAM	MAIN		MAIN TDOA		
2017 034 MENTAL HEALTH INITIATIVE PRG	MAIN	20,179.92	MAIN TDOA MAIN GB MM		20,179.92
2017 035 CIVIL CHILD SUPPORT PROGRAM	MAIN	27,608.33	MAIN GB MM	37,000.00	64,608.33
2017 036 FEMA DR-1999-TX 2011 WILDFIR	MAIN	9.96	MAIN TDOA		9.96
2017 037 HIGH RISK TREATMENT PROGRAM	MAIN	17,912.48	MAIN TDOA MAIN GB MM	15,000.00	32,912.48
2017 038 BEAR CREEK FMAG 2965-2011	MAIN	3,579.02	MAIN TDOA MAIN GB MM	33,406.23	36,985.25
2017 039 TEXAS CDBG CONTRACT 713069	MAIN	9.73			9.73
2017 040 TEXAS CDBG CONTRACT 7216247	MAIN	68,069.65			68,069.65
2017 041 LAW LIBRARY	MAIN	11,038.11-			11,038.11-
2017 042 INDIGENT DEFENSE GRANT (SB7)	MAIN	42,559.45	MAIN TDOA MAIN GB MM	25,392.69 5,497.81	73,449.95
2017 043 DIST ATT, ESCROW ACCOUNT	MAIN	310.71	MAIN TDOA MAIN GB MM		310.71
2017 044 C.D.A.FORFEITURE ACCOUNT	MAIN	13,294.93	MAIN TDOA MAIN GB MM	39,217.27 15,355.50	67,867.70
2018 045 REGIONAL INTRASTATE TASK FOR	MAIN	894.72			894.72
2018 046 TASK FORCE PROGRAM INCOME	MAIN	7,962.54	MAIN GB MM	35,322.40	43,284.94
2017 047 CDA-STATE FUNDS	MAIN	821.86			821.86
2017 048 TEXAS HISTORICAL GRANT	MAIN	6,774.92	MAIN GB MM	20,093.10	26,868.02
2017 050 ARK LA TEX SEIZ/FORFT.FUND	MAIN	268.45-			268.45-
2017 051 CDA FORFEITURE FUNDS	MAIN	11,068.84	MAIN TDOA MAIN GB MM	10,246.94	21,315.78
2017 052 SHERIFF FEDERAL FORFEITURES	MAIN	4,306.06	MAIN TDOA MAIN GB MM	21.12	4,327.18



FUND NAME	CHECKING ACCOUNT	CHECKING AMOUNT	TDOA ACCOUNT	TDOA AMOUNT	FUND TOTAL
2017 055 HOME GRANT PROJECTS 2017	MAIN	6,349.00-			6,349.00-
2017 060 MENTAL HEALTH PROGRAM # 4	MAIN		MAIN TDOA MAIN GB MM		
2017 061 AGGRESSIVE BEHAVIOR PROGRAM#MAIN		3,057.32	MAIN TDOA MAIN GB MM		3,057.32
2017 062 CTIF-01-034 TXDOT GRANT	MAIN	566.27	MAIN GB MM	158.53	724.80
2017 065 FEMA 4269	MAIN	15,137.39	MAIN GB MM	80,290.11	95,427.50
2017 070 RIGHT OF WAY FUND	MAIN	19,435.61	MAIN TDOA MAIN GB MM	29,002.96 55,874.47	104,313.04
2017 072 CASS COUNTY FORESTRY FUND	MAIN	12,084.19	MAIN TDOA MAIN GB MM MAIN TX CD	46,968.63 120,801.37 102,656.98	282,511.17
2017 080 CASS COUNTY JAIL CONSTRUCTIOCC JAIL CO			CCJC-TDOA CC JAIL CD		
2017 081 CC JAIL INT & SINKING	CC JAILI&S		CCJIS-TDOA JAIL I&SCD		
2017 082 RESOURCE RECOVERY I&S	CC SW CONS		CCSWC-TDOA SW CONSTCD		
2017 083 RESOURCE RECOVERY INT&SINKINCC SW I&S			CCSWIS-TDO SW I&S CD		
2017 084 COMBINED INTEREST & SINKING CI&S		18,811.37	CI&S CI&S GB MM	365,220.68	384,032.05
2017 085 LAW ENFORC.CONSTRUCTION FUNDMAIN		6,575.74	MAIN TDOA MAIN GB MM	11,859.23	18,434.97
2017 086 INTEREST & SINKING SERIES 20CI&S		3,668.79	CI&S GB MM	161,832.22	165,501.01
2017 089 CDA DISCRETIONARY FUND	MAIN	7,534.38			7,534.38
2017 090 PAYROLL	PAYROLL	12,035.80			12,035.80
2017 096 GENERAL FIXED ASSETS					
2017 097 GENERAL LONG TERM DEBT					
		-----		-----	-----
TOTAL		385,398.19		10,674,288.15	11,059,686.34

CHECK ACCOUNT

ACCOUNT BALANCE - MAIN  
 ACCOUNT BALANCE - CI&S  
 ACCOUNT BALANCE - PAYROLL

CHECK

350,882.23  
 22,480.16  
 12,035.80

TOTAL

385,398.19 +

TDOA ACCOUNT

ACCOUNT BALANCE - MAIN TDOA  
 ACCOUNT BALANCE - MAIN GB MM  
 ACCOUNT BALANCE - MAIN TCLAS  
 ACCOUNT BALANCE - MAIN RR CD  
 ACCOUNT BALANCE - MAIN DC CD  
 ACCOUNT BALANCE - MAIN RR SV  
 ACCOUNT BALANCE - MAIN TX CD  
 ACCOUNT BALANCE - MAIN TX SV  
 ACCOUNT BALANCE - CI&S GB MM

TDOA

789,659.63  
 4,737,182.56 \*  
 3,880,368.83  
 248,499.45  
 245,107.54  
 15.21  
 246,377.03  
 25.00  
 527,052.90 \*

\* 5,264,235.46

TOTAL

10,674,288.15 +


11,059,686.34 + ✓

**TEXPOOL INVESTMENTS  
FOR THE MONTH OF JUNE, 2017**

FUND	BEGINNING BALANCE	INTEREST & PURCHASES	DECREASE	BOOK VALUE
General	81,435.41	59.09	-	81,494.50
Jury	-	-	-	-
Main R & B	-	-	-	-
Tobacco Settlement	56,438.51	40.90	-	56,479.41
Juvenile Probation	140,157.57	101.57	-	140,259.14
Adult Probation	106,412.80	77.11	-	106,489.91
R & B # 1	71,901.53	52.10	-	71,953.63
R & B # 2	81,591.37	59.12	-	81,650.49
R & B # 3	27,094.16	19.63	-	27,113.79
R & B # 4	71,726.01	51.97	-	71,777.98
Federal Road Improvmt	-	-	-	-
Indigent Defense Grant	25,374.31	18.38	-	25,392.69
CDA Forfeiture	39,188.88	28.39	-	39,217.27
Right of Way	28,981.96	21.00	-	29,002.96
Forestry	46,934.62	34.01	-	46,968.63
Construction & Renovation	11,850.65	8.58	-	11,859.23
<b>TOTAL</b>	<b>789,087.78</b>	<b>571.85</b>	<b>-</b>	<b>789,659.63</b> ✓

Attached is a letter from TexPool stating the book and market value of their funds.

RESPECTFULLY SUBMITTED THIS 25TH DAY OF JULY, 2017.

  
 DONNA EARLY  
 CASS COUNTY TREASURER

**GUARANTY BANK AND TRUST GENERAL MM  
FOR THE MONTH OF JUNE, 2017**


<b>FUND</b>	<b>BEGINNING BALANCE</b>	<b>INTEREST &amp; PURCHASES</b>	<b>DECREASE</b>	<b>BOOK VALUE</b>
General	2,723,044.37	201,861.81	540,000.00	2,384,906.18
Main R & B	323,347.80	197.84	110,000.00	213,545.64
Tobacco	254,045.91	183.86	-	254,229.77
Juvenile Probation	178,380.83	124.17	15,000.00	163,505.00
Adult Probation	223,590.56	25,194.51	35,000.00	213,785.07
SATP Track III	-	-	-	-
R & B 1	323,082.44	15,228.24	29,000.00	309,310.68
R & B 2	214,952.84	147.35	25,000.00	190,100.19
R & B 3	338,252.84	239.88	15,000.00	323,492.72
R & B 4	260,951.17	183.60	16,000.00	245,134.77
Linden Enterprise Fund	10,097.66	7.30	-	10,104.96
Civil Child Support Prgm.	37,000.00	-	-	37,000.00
High Risk Treatment Prgm.	15,000.00	-	-	15,000.00
Bear Creek FMAG 2965-2011	33,382.08	24.15	-	33,406.23
Indigent Defense Grant	5,493.84	3.97	-	5,497.81
CDA Forfeiture Account	15,344.40	11.10	-	15,355.50
Task Force PI	35,296.86	25.54	-	35,322.40
Texas Historical Grant	20,078.57	14.53	-	20,093.10
CDA Forfeiture Funds	10,239.54	7.40	-	10,246.94
Sheriff Federal Forfeiture	21.11	0.01	-	21.12
CTIF-01-034 TXDOT Grant	158.42	0.11	-	158.53
FEMA 4269	80,232.05	58.06	-	80,290.11
Right of Way	55,834.06	40.41	-	55,874.47
Cass County Forestry	120,714.01	87.36	-	120,801.37
<b>TOTAL</b>	<b>5,278,541.36</b>	<b>243,641.20</b>	<b>785,000.00</b>	<b>4,737,182.56</b> ✓

**GUARANTY BANK AND TRUST CI&S MM  
FOR THE MONTH OF JUNE, 2017**

<b>FUND</b>	<b>BEGINNING BALANCE</b>	<b>INTEREST &amp; PURCHASES</b>	<b>DECREASE</b>	<b>BOOK VALUE</b>
Combined I&S Series 2015	359,118.98	6,101.70	-	365,220.68
I&S Series 2016	159,970.61	1,861.61	-	161,832.22
<b>TOTAL</b>	<b>519,089.59</b>	<b>7,963.31</b>	<b>-</b>	<b>527,052.90</b> ✓

BALANCE ALL MM ACCOUNTS 5,264,235.46 ✓

RESPECTFULLY SUBMITTED THIS 25TH DAY OF JULY, 2017.

  
 DONNA EARLY  
 CASS COUNTY TREASURER

**GUARANTY BANK AND TRUST ALL ACCOUNTS  
FOR THE MONTH OF JUNE, 2017**

Attached is a list of balances for all funds in Guaranty Bank and Trust under the Federal ID Number for Cass County and a copy of the pledged securities listing book and market value.

BALANCE ALL ACCOUNTS	7,264,997.44 ✓
FDIC INSURANCE	500,000.00
BOOK VALUE	8,059,665.57
MARKET VALUE PLEDGED	8,138,689.26
PLEDGED EXCESS	1,373,691.82

RESPECTFULLY SUBMITTED THIS 25TH DAY OF JULY, 2017.

  
\_\_\_\_\_  
DONNA EARLY  
CASS COUNTY TREASURER

**TEXAS CLASS INVESTMENTS  
FOR THE MONTH OF JUNE, 2017**

<b>FUND</b>	<b>BEGINNING BALANCE</b>	<b>INTEREST &amp; PURCHASES</b>	<b>DECREASE</b>	<b>BOOK VALUE</b>
General	3,025,987.46	3,597.67	-	3,029,585.13
Main R & B	350,322.70	-	-	350,322.70
R & B 1	400,368.80	-	-	400,368.80
R & B 2	100,092.20	-	-	100,092.20
<b>TOTAL</b>	<b>3,876,771.16</b>	<b>3,597.67</b>	<b>-</b>	<b>3,880,368.83</b>

Attached is a letter from Texas CLASS stating the book and market value of their funds.

RESPECTFULLY SUBMITTED THIS 25TH DAY OF JULY, 2017.

  
DONNA EARLY  
CASS COUNTY TREASURER

**RED RIVER FEDERAL CREDIT UNION SAVINGS  
FOR THE MONTH OF JUNE, 2017**

FUND	BEGINNING BALANCE	INTEREST & PURCHASES	DECREASE	BOOK VALUE
Tobacco	15.20	0.01	-	15.21 ✓
<b>TOTAL</b>	<b>15.20</b>	<b>0.01</b>	<b>-</b>	<b>15.21</b>

**RED RIVER FEDERAL CREDIT UNION CD  
FOR THE MONTH OF JUNE, 2017**

FUND	BEGINNING	INTEREST &	DECREASE	BOOK VALUE
Tobacco	248,166.20	333.25	-	248,499.45 ✓
<b>TOTAL</b>	<b>248,166.20</b>	<b>333.25</b>	<b>-</b>	<b>248,499.45</b>

BALANCE ALL ACCOUNTS                    **248,514.66** ✓  
 NCUA INSURANCE                            **248,514.66**

Attached is a list of balances for all county funds in the Red River Federal Credit Union.

RESPECTFULLY SUBMITTED THIS 25TH DAY OF JULY, 2017.


*Donna Early*  
 \_\_\_\_\_  
 DONNA EARLY  
 CASS COUNTY TREASURER

**DOMINO FEDERAL CREDIT UNION CD  
FOR THE MONTH OF JUNE, 2017**

<b>FUND</b>	<b>BEGINNING BALANCE</b>	<b>INTEREST &amp; PURCHASES</b>	<b>DECREASE</b>	<b>BOOK VALUE</b>
Tobacco	244,889.58	217.96	-	245,107.54
<b>TOTAL</b>	<b>244,889.58</b>	<b>217.96</b>	<b>-</b>	<b>245,107.54</b> ✓
BALANCE ALL ACCOUNTS	<b>245,107.54</b>			
NCUA INSURANCE	<b>245,107.54</b>			

Attached is a list of balances for all county funds in the Domino Federal Credit Union.

RESPECTFULLY SUBMITTED THIS 25TH DAY OF JULY, 2017.

  
\_\_\_\_\_  
DONNA EARLY  
CASS COUNTY TREASURER



**TEXAR FEDERAL CREDIT UNION SAVINGS  
FOR THE MONTH OF JUNE, 2017**

FUND	BEGINNING BALANCE	INTEREST & PURCHASES	DECREASE	BOOK VALUE
Tobacco	25.00	-	-	25.00 ✓
<b>TOTAL</b>	<b>25.00</b>	<b>-</b>	<b>-</b>	<b>25.00</b>

**TEXAR FEDERAL CREDIT UNION CD  
FOR THE MONTH OF JUNE, 2017**

FUND	BEGINNING BALANCE	INTEREST & PURCHASES	DECREASE	BOOK VALUE
Tobacco	143,556.03	164.02	-	143,720.05
Cass County Forestry	102,539.84	117.14	-	102,656.98
<b>TOTAL</b>	<b>246,095.87</b>	<b>281.16</b>	<b>-</b>	<b>246,377.03 ✓</b>
 BALANCE ALL ACCOUNTS	 <b>246,402.03 ✓</b>			
NCUA INSURANCE	246,402.03			

Attached is a list of balances for all county funds in the TEXAR Federal Credit Union.

RESPECTFULLY SUBMITTED THIS 25TH DAY OF JULY, 2017.

  
 DONNA EARLY  
 CASS COUNTY TREASURER