

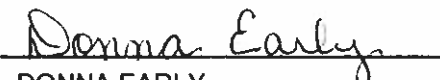
Cass County Treasurer's Report

October
2018

**THE CASS COUNTY TREASURER'S REPORT OF RECEIPTS
FOR THE MONTH OF OCTOBER, 2018**

Source	2017	2018
Justice of Peace #1	13,962.02	13,855.15
Justice of Peace #2	5,646.45	3,153.45
Justice of Peace #3	20,355.27	18,260.55
Justice of Peace #4	8,557.40	5,252.80
Constables	125.00	325.00
County Clerk	25,538.83	31,060.00
District Clerk	53,243.57	39,420.38
Cass County Sheriff	574.00	300.00
Tax Collector	49,613.94	68,160.21
State of Texas	175,914.31	95,185.56
State of Texas Reimb	9,147.99	9,355.99
Forfeiture/Seizures	5,990.00	-
U.S. Treasury	-	-
Interest	7,900.25	16,628.41
Royalties	-	-
Cass County Park	-	3,438.68
Sales	17,570.00	6,299.30
Miscellaneous	3,156.00	2,241.00
Miscellaneous Reimb	4,251.44	1,902.52
Transferred Funds	-	-
Sub-Total	401,546.47	314,839.00
AIP Program	-	-
DOEP	-	750.00
Juvenile Probation	67,219.00	67,084.00
Adult Probation	27,647.13	25,743.95
Others/Miscellaneous	9,106.84	6,361.91
State/Others	38,466.84	360.00
CDA Discretionary	61.72	201.75
Sub-Total	142,501.53	100,501.61
Grand Total	544,048.00	415,340.61
NET SALARY	342,889.86	357,803.03

RESPECTFULLY SUBMITTED,


 DONNA EARLY
 CASS COUNTY TREASURER

**THE CASS COUNTY TREASURER'S REPORT
OF RECEIPTS AND DISBURSEMENTS
FOR THE MONTH OF OCTOBER, 2018**

FUND	BEG. BAL.	RECEIVED	DISBURSED	BALANCE
General	4,507,052.93	2,279,575.27	3,165,401.62	3,621,226.58
Jury Fund	(169,255.02)	2,190.74	49,007.62	(216,071.90)
Main R & B	249,533.29	223,046.43	312,740.18	159,839.54
H.A.V.A.	5,296.45	8.28	-	5,304.73
TOBACCO SETTLEMENT	1,006,763.16	1,855.57	-	1,008,618.73
R & B 1	941,630.83	220,228.37	244,554.54	917,304.66
R & B 2	488,095.84	170,754.41	161,715.38	497,134.87
R & B 3	361,567.64	122,396.26	134,517.13	349,446.77
R & B 4	399,816.50	95,651.43	75,596.69	419,871.24
CC PARK	-	3,553.00	9,292.14	(5,739.14)
FEDERAL ROAD IMPROVMT	1,810.47	2.83	-	1,813.30
LINDEN ENTERPRISE FUND	9.37	14.46	-	23.83
FEDERAL IMPROVMT 0711037	0.47	-	-	0.47
FEMA DR-1999 TX 2011 WF	10.04	0.01	-	10.05
BEAR CREEK FMAG 2965-2011	4,179.66	54.33	-	4,233.99
TEXAS CDBG CONT. 713069	9.81	0.01	-	9.82
TEXAS CDBG CONT. 7216247	482.77	0.78	-	483.55
LAW LIBRARY	(15,217.11)	1,050.00	2,456.58	(16,623.69)
CDA ESCROW	315.50	0.49	-	315.99
CDA FORFEITURE	52,666.26	6,085.55	12,433.01	46,318.80
TEXAS HISTORICAL GRANT	27,309.25	49.61	-	27,358.86
ARK LA TEX SEIZ/FORFT	(268.45)	-	-	(268.45)
CDA FEDERAL FORFEITURE	21,657.87	32.46	-	21,690.33
SHERIFF FED FORFT	4,394.95	6.89	-	4,401.84
HOME GRANT PROJECTS 2017	(16,586.86)	10.92	4,038.92	(20,614.86)
CTIF 01-034 TXDOT GRANT	736.20	1.37	-	737.57
FEMA 4269	526.87	0.89	-	527.76
RIGHT OF WAY	111,330.61	182.23	10.71	111,502.13
FORESTRY FUND	589,472.94	18,867.04	18,000.00	590,339.98
COMBINED I & S- SERIES 2015	371,981.54	1,723.77	1,187.55	372,517.76
CONST & RENOVATION	18,751.43	31.99	-	18,783.42
I & S 2016	41,143.59	295.01	235.95	41,202.65
PAYROLL	12,035.80	-	-	12,035.80
SUB TOTAL	9,017,254.60	3,147,670.40	4,191,188.02	7,973,736.98
JUVENILE PROB	323,524.50	123,011.24	89,932.60	356,603.14
ADULT PROB	305,167.73	192,866.37	214,767.07	283,267.03
SATP TRACK III	16,582.94	3,310.80	11,057.52	8,836.22
COMM SVC RESTITUTION	6,386.68	303.69	4,613.92	2,076.45
AIP PROGRAM	(36,418.79)	-	-	(36,418.79)
MENTAL HEALTH INT. PRG.	24,562.75	-	5,585.64	18,977.11
CIVIL CHILD SUPPORT PRG.	64,340.33	1,673.00	70.00	65,943.33
HIGH RISK TREATMENT PRG	22,106.73	-	10,105.30	12,001.43
AGGRESSIVE BEHAVIOR PRG. 4	5,610.27	-	1,101.54	4,508.73
DRUG COURT	25,895.86	-	2,751.83	23,144.03
VETERANS PROGRAM	9,187.62	-	452.67	8,734.95
FINANCIAL RESPONSIBILITY	2,703.97	-	1,042.00	1,661.97
INDIGENT DEFENSE	10,980.93	32,866.84	25,849.66	17,998.11
TASK FORCE	908.68	1.42	-	910.10
TASK FORCE PI	43,990.79	63.91	-	44,054.70
CDA STATE FUNDS	9,282.27	13.04	3,473.87	5,821.44
CDA DISCRETIONARY	6,540.34	211.90	253.25	6,498.99
SUB TOTAL	841,353.60	354,322.21	371,056.87	824,618.94
GRAND TOTAL	9,858,608.20	3,501,992.61	4,562,244.89	8,798,355.92

RESPECTFULLY SUBMITTED,

Norma E. Cook

THE CASS COUNTY TREASURER'S REPORT
OF RECEIPTS AND DISBURSEMENTS
FOR THE MONTH OF OCTOBER, 2018

CERTIFICATION

WE, THE UNDERSIGNED, certify that we have actually and fully inspected and counted all actual cash and assets in the hands of said Treasurer for the period beginning October 1, 2018 and ending October 31, 2018, and find the same to be true and correct, and order same to be entered upon the minutes of said court as required by Local Government Code, Sec. 114.026.

WITNESS OUR HAND, OFFICIALLY THIS 28TH DAY OF MAY, 2019.


COMMISSIONER, PRECINCT 1


COMMISSIONER, PRECINCT 2


COMMISSIONER, PRECINCT 3


COMMISSIONER, PRECINCT 4

COUNTY JUDGE

SWORN TO AND SUBSCRIBED BY EACH OF THE ABOVE; RESPECTIVELY, THIS 28TH DAY OF
MAY, 2019.


COUNTY CLERK



ACCOUNT NAME	BEGINNING CASH BALANCE	CASH RECEIPTS	CASH DISBURSEMENTS	ENDING CASH BALANCE
2019 010 GENERAL FUND				
CASH	66,262.87	1,672,304.87	1,557,108.94	48,933.06
CASH-OPERATING	.00	.00	.00	.00
RECEIVABLES	129,958.83	31.00	127,958.39	2,031.44
TEXPOOL INVESTMENTS	82,962.43	148.21	.00	83,110.64
CD INVESTMENT	.00	.00	.00	.00
GB MONEY MARKET	1,424,411.70	602,098.26	880,000.00	1,146,509.96
STATE BANK MONEY MARKET	.00	.00	.00	.00
LAND,BUILDINGS & IMPROVEMENTS	.00	.00	.00	.00
EQUIPMENT,FURNITURE&FIXTURES	.00	.00	.00	.00
TCLASS MONEY MARKET	2,785,982.84	4,658.64	600,000.00	2,190,641.48
TEXANA BANK CD	150,000.00	334.29	334.29	150,000.00
FUND TOTALS	4,507,052.93	2,279,575.27	3,165,401.62	3,621,226.58
2019 011 DISTRICT & CO COURT@LAW FUND				
DISTRICT AND CO COURT@LAW CASH	171,445.76	2,190.74	46,816.88	216,071.90
CASH-OPERATING	.00	.00	.00	.00
C D INVESTMENT	.00	.00	.00	.00
RECEIVABLES	2,190.74	.00	2,190.74	.00
TEXPOOL INVESTMENTS	.00	.00	.00	.00
CD INVESTMENT	.00	.00	.00	.00
MAIN GB MONEY MARKET	.00	.00	.00	.00
STATE BANK MONEY MARKET	.00	.00	.00	.00
FUND TOTALS	169,255.02	2,190.74	49,007.62	216,071.90
2019 012 MAIN ROAD & BRIDGE				
CASH-MAIN R&B OPERATING	115,974.53	222,959.44	198,350.88	140,583.09
MAIN-CASH OPERATING	.00	.00	.00	.00
C D INVESTMENT	.00	.00	.00	.00
RECEIVABLES	32,204.16	.00	32,204.16	.00
INVESTMENTS	.00	.00	.00	.00
CD INVESTMENT	.00	.00	.00	.00
MAIN GB MONEY MARKET	101,169.46	86.62	82,000.00	19,256.08
STATE BANK MONEY MARKET	.00	.00	.00	.00
TCLASS MONEY MARKET	185.14	.37	185.14	.37
FUND TOTALS	249,533.29	223,046.43	312,740.18	159,839.54
2019 013 H.A.V.A.				
CASH	5,296.45	8.28	.00	5,304.73
CASH-OPERATING	.00	.00	.00	.00
RECEIVABLES	.00	.00	.00	.00
TEXPOOL INVESTMENTS	.00	.00	.00	.00
INVESTMENTS	.00	.00	.00	.00
FUND TOTALS	5,296.45	8.28	.00	5,304.73
2019 014 TOBACCO SETTLEMENT				
TOBACCO SETTLEMENT	.00	.00	.00	.00
CASH	25,805.92	40.38	.00	25,846.30
CASH-OPERATING	.00	.00	.00	.00
C.D. INVESTMENT	.00	.00	.00	.00
RECEIVABLES	.00	.00	.00	.00
TEXPOOL INVESTMENTS	57,495.95	102.62	.00	57,598.57
TOBACCO SETTLEMENT INVEST	.00	.00	.00	.00
GB MONEY MARKET	299,421.46	427.52	.00	299,848.98
MAIN RR CD	240,614.96	561.98	.00	241,176.94
STATE BANK MONEY MARKET	.00	.00	.00	.00

ACCOUNT NAME	BEGINNING CASH BALANCE	CASH RECEIPTS	CASH DISBURSEMENTS	ENDING CASH BALANCE
MAIN DC CD	240,575.51	510.81	.00	241,086.32
MAIN RR SV	15.26	.00	.00	15.26
MAIN TEXAR CD	142,809.10	212.26	.00	143,021.36
MAIN TEXAR SV	25.00	.00	.00	25.00
FUND TOTALS	1,006,763.16	1,855.57	.00	1,008,618.73

2019 015 BEAR CK DISASTER DONATION	.00	.00	.00	.00
CASH-BEAR CK DISASTER DONATION	.00	.00	.00	.00
RECEIVABLES	.00	.00	.00	.00
FUND TOTALS	.00	.00	.00	.00

2019 016 JUVENILE PROBATION	4,738.62	82,460.18	74,572.60	12,626.20
CASH - JUVENILE PROBATION	.00	.00	.00	.00
CASH-OPERATING	.00	.00	.00	.00
C D INVESTMENT	360.00	.00	360.00	.00
RECEIVABLES	142,783.70	254.85	.00	143,038.55
TEXPOOL INVESTMENTS	.00	.00	.00	.00
CD INVESTMENT	175,642.18	40,296.21	15,000.00	200,938.39
GB MONEY MARKET	.00	.00	.00	.00
STATE BANK MONEY MARKET	.00	.00	.00	.00
FUND TOTALS	323,524.50	123,011.24	89,932.60	356,603.14

2019 017 ADULT PROBATION	37,755.64	122,957.86	127,365.84	33,347.66
CASH OPERATING-ADULT	.00	.00	.00	.00
CASH-OPERATING	.00	.00	.00	.00
C D INVESTMENT	.00	.00	.00	.00
RECEIVABLES	108,406.66	29,401.23	29,401.23	108,600.15
TEXPOOL INVESTMENTS	.00	193.49	.00	193.49
CD INVESTMENT	159,005.43	40,313.79	58,000.00	141,319.22
GB MONEY MARKET	.00	.00	.00	.00
STATE BANK MONEY MARKET	.00	.00	.00	.00
FUND TOTALS	305,167.73	192,866.37	214,767.07	283,267.03

2019 018 CASS CO RESTITUTION CENTER	.00	.00	.00	.00
RESTITUTION CENTER	.00	.00	.00	.00
CASH OPERATING-RESTITUTION CEN	.00	.00	.00	.00
CASH TO OPEN FNB BANK ACCT.	.00	.00	.00	.00
RECEIVABLES	.00	.00	.00	.00
TEXPOOL INVESTMENTS	.00	.00	.00	.00
C D INVESTMENT	.00	.00	.00	.00
CD INVESTMENT	.00	.00	.00	.00
FUND TOTALS	.00	.00	.00	.00

2019 019 SATP TRACK III	16,582.94	3,310.80	11,057.52	8,836.22
CASH	.00	.00	.00	.00
CASH-OPERATING	.00	.00	.00	.00
RECEIVABLES	.00	.00	.00	.00
CD INVESTMENTS	.00	.00	.00	.00
GB MONEY MARKET	.00	.00	.00	.00
STATE BANK MONEY MARKET	.00	.00	.00	.00
FUND TOTALS	16,582.94	3,310.80	11,057.52	8,836.22

2019 020 COMMUNITY SERVICE RESTITUTION	6,386.68	303.69	4,613.92	2,076.45
CASH OPERATING-CSR	.00	.00	.00	.00
CASH-OPERATING	.00	.00	.00	.00
RECEIVABLES	.00	.00	.00	.00
CD INVESTMENTS	.00	.00	.00	.00

ACCOUNT NAME	BEGINNING CASH BALANCE	CASH RECEIPTS	CASH DISBURSEMENTS	ENDING CASH BALANCE
2019 021 ROAD AND BRIDGE #1				
CASH-ROAD & BRIDGE#1 OPERATING	7,716.88	153,391.23	147,554.54	13,553.57
CASH-OPERATING	.00	.00	.00	.00
C D INVESTMENT	.00	.00	.00	.00
RECEIVABLES	.00	.00	.00	.00
TEXPOOL INVESTMENTS	73,248.70	10,145.62	.00	83,394.32
CD INVESTMENT	.00	.00	.00	.00
MAIN GB MONEY MARKET	317,982.00	55,400.23	97,000.00	276,382.23
STATE BANK MONEY MARKET	542,683.25	1,291.29	.00	543,974.54
TCLASS MONEY MARKET	941,630.83	220,228.37	244,554.54	917,304.66
FUND TOTALS	6,386.68	303.69	4,613.92	2,076.45
2019 022 ROAD AND BRIDGE #2				
CASH - R&B #2 OPERATING	7,310.48	109,928.34	105,715.38	11,523.44
CASH-OPERATING	.00	.00	.00	.00
C D INVESTMENT	.00	.00	.00	.00
RECEIVABLES	.00	.00	.00	.00
TEXPOOL INVESTMENTS	83,120.10	10,163.24	.00	93,283.34
CD INVESTMENT	.00	.00	.00	.00
MAIN GB MONEY MARKET	235,044.12	50,331.43	56,000.00	229,375.55
STATE BANK MONEY MARKET	162,621.14	331.40	.00	162,952.54
TCLASS MONEY MARKET	488,095.84	170,754.41	161,715.38	497,134.87
FUND TOTALS	16,188.42	95,849.57	69,517.13	10,144.02
2019 023 ROAD AND BRIDGE #3				
CASH - ROAD & BRIDGE #3 OPER	16,188.42	95,849.57	69,517.13	10,144.02
CASH-OPERATING	.00	.00	.00	.00
C D INVESTMENT	.00	.00	.00	.00
RECEIVABLES	.00	.00	.00	.00
TEXPOOL INVESTMENTS	27,601.74	49.26	.00	27,651.00
CD INVESTMENT	.00	.00	.00	.00
MAIN GB MONEY MARKET	299,481.27	26,394.17	65,000.00	260,875.44
STATE BANK MONEY MARKET	50,673.05	103.26	.00	50,776.31
TCLASS INVESTMENT POOL	361,567.64	122,396.26	134,517.13	349,446.77
FUND TOTALS	8,534.14	58,182.08	55,747.03	10,969.19
2019 024 ROAD AND BRIDGE #4				
CASH-ROAD & BRIDGE#4 OPERAT	8,534.14	58,182.08	55,747.03	10,969.19
CASH-OPERATING	.00	.00	.00	.00
C D INVESTMENT	.00	.00	.00	.00
RECEIVABLES	.00	.00	.00	.00
TEXPOOL INVESTMENTS	73,069.88	5,988.78	.00	79,058.66
CD INVESTMENT	.00	.00	.00	.00
MAIN GB MONEY MARKET	297,943.30	31,439.27	19,849.66	309,532.91
STATE BANK MONEY MARKET	20,269.18	41.30	.00	20,310.48
TCLASS INVESTMENT POOL	399,816.50	95,651.43	75,596.69	419,871.24
FUND TOTALS	36,418.79	.00	.00	36,418.79
2019 025 AIP PROGRAM				
CASH-	36,418.79	.00	.00	.00
CASH-OPERATING	.00	.00	.00	.00
CD INVESTMENTS	.00	.00	.00	.00
RECEIVABLES	.00	.00	.00	.00

ACCOUNT NAME	BEGINNING CASH BALANCE	CASH RECEIPTS	CASH DISBURSEMENTS	ENDING CASH BALANCE
2019 026 CASS COUNTY RESOURCE RECOVERY				
CASS CO. RESOURCE REC/ CASH	.00	.00	.00	.00
RECEIVABLES	.00	.00	.00	.00
INVESTMENTS	.00	.00	.00	.00
FUND TOTALS	36,418.79	.00	.00	36,418.79
2019 027 COUNTY CLERK ARCHIVE FUND				
PRESERVATION- CASH ACCT.	.00	.00	.00	.00
FUND TOTALS	.00	.00	.00	.00
2019 028 CASS COUNTY PARK				
CASH COUNTY PARKS	.00	.00	.00	.00
CASH OPERATING - CC PARKS	.00	3,553.00	9,292.14	5,739.14
CASH-OPERATING	.00	.00	.00	.00
INVESTMENTS	.00	.00	.00	.00
FUND TOTALS	.00	3,553.00	9,292.14	5,739.14
2019 029 FEDERAL-ROAD IMPROVMT 0710197				
CASH-	1,810.47	2.83	.00	1,813.30
CASH OPERATING	.00	.00	.00	.00
RECEIVABLES-ROAD IMPROVEMENT	.00	.00	.00	.00
INVESTMENTS-ROAD IMPROVEMENT	.00	.00	.00	.00
INVESTMENTS-ROAD IMPROV	.00	.00	.00	.00
FUND TOTALS	1,810.47	2.83	.00	1,813.30
2019 030 LINDEN ENTERPRISE FUND				
CASH	9.37	.01	.00	9.38
CASH-OPERATING	.00	.00	.00	.00
INVESTMENTS	.00	.00	.00	.00
CD INVESTMENTS	.00	.00	.00	.00
MONEY MARKET GB	.00	14.45	.00	14.45
STATE BANK MONEY MARKET	.00	.00	.00	.00
FUND TOTALS	9.37	14.46	.00	23.83
2019 031 EMG WATERSHED AG-7442-C-110010				
CASH	.00	.00	.00	.00
RECEIVABLES	.00	.00	.00	.00
INVESTMENTS-ROAD IMPROVEMENT	.00	.00	.00	.00
INVESTMENTS	.00	.00	.00	.00
FUND TOTALS	.00	.00	.00	.00
2019 032 FEDERAL IMPROVEMENT 0711037				
CASH	.47	.00	.00	.47
RECEIVABLES	.00	.00	.00	.00
INVESTMENTS	.00	.00	.00	.00
INVESTMENTS	.00	.00	.00	.00
FUND TOTALS	.47	.00	.00	.47
2019 033 SATT PROGRAM				
CASH	.00	.00	.00	.00
CD INVESTMENTS	.00	.00	.00	.00
RECIEVABLES	.00	.00	.00	.00
INVESTMENTS	.00	.00	.00	.00

ACCOUNT NAME	BEGINNING CASH BALANCE	CASH RECEIPTS	CASH DISBURSEMENTS	ENDING CASH BALANCE
2019 034 MENTAL HEALTH INITIATIVE PRG				
CASH	24,562.75	.00	5,585.64	18,977.11
CASH-OPERATING	.00	.00	.00	.00
CD INVESTMENTS	.00	.00	.00	.00
RECEIVABLES	.00	.00	.00	.00
INVESTMENTS	.00	.00	.00	.00
CD INVESTMENTS	.00	.00	.00	.00
MONEY MARKET GB	.00	.00	.00	.00
STATE BANK MONEY MARKET	.00	.00	.00	.00
FUND TOTALS	24,562.75	.00	5,585.64	18,977.11
2019 035 CIVIL CHILD SUPPORT PROGRAM				
CASH	16,840.33	1,673.00	70.00	18,443.33
CASH-OPERATING	.00	.00	.00	.00
CD INVESTMENTS	.00	.00	.00	.00
RECEIVABLES	.00	.00	.00	.00
CD INVESTMENTS	.00	.00	.00	.00
GB MONEY MARKET	47,500.00	.00	.00	47,500.00
STATE BANK MONEY MARKET	.00	.00	.00	.00
FUND TOTALS	64,340.33	1,673.00	70.00	65,943.33
2019 036 FEMA DR-1999-TX 2011 WILDFIRES				
CASH	10.04	.01	.00	10.05
CASH- 1999 FEMA WILDFIRES	.00	.00	.00	.00
RECEIVABLES	.00	.00	.00	.00
INVESTMENTS	.00	.00	.00	.00
INTEREST DISTRIBUTION	.00	.00	.00	.00
FUND TOTALS	10.04	.01	.00	10.05
2019 037 HIGH RISK TREATMENT PROGRAM				
CASH	22,106.73	.00	10,105.30	12,001.43
CASH-OPERATING	.00	.00	.00	.00
CD INVESTMENTS	.00	.00	.00	.00
RECEIVABLES	.00	.00	.00	.00
INVESTMENTS	.00	.00	.00	.00
GB MONEY MARKET	.00	.00	.00	.00
STATE BANK MONEY MARKET	.00	.00	.00	.00
FUND TOTALS	22,106.73	.00	10,105.30	12,001.43
2019 038 BEAR CREEK FMAG 2965-2011				
CASH	4,179.66	6.54	.00	4,186.20
CASH OPERATING	.00	.00	.00	.00
RECEIVABLES	.00	.00	.00	.00
CD INVESTMENTS	.00	.00	.00	.00
INVESTMENTS	.00	.00	.00	.00
MONEY MARKET GB	.00	47.79	.00	47.79
FUND TOTALS	4,179.66	54.33	.00	4,233.99
2019 039 TEXAS CDBG CONTRACT 713069				
CASH	9.81	.01	.00	9.82
RECEIVABLES	.00	.00	.00	.00
INVESTMENTS	.00	.00	.00	.00
FUND TOTALS	9.81	.01	.00	9.82

ACCOUNT NAME	BEGINNING CASH BALANCE	CASH RECEIPTS	CASH DISBURSEMENTS	ENDING CASH BALANCE
2019 040 TEXAS CDBG CONTRACT 7216247				
CASH	482.77	.75	.00	483.52
INVESTMENTS	.00	.00	.00	.00
GB MONEY MARKET	.00	.03	.03	.00
STATE BANK MONEY MARKET	.00	.00	.00	.00
FUND TOTALS	482.77	.78	.00	483.55
2019 041 LAW LIBRARY				
CASH - LAW LIBRARY OPERATING	16,267.11	1,050.00	1,406.58	16,623.69
CASH OPERATING	.00	.00	.00	.00
C D INVESTMENT	.00	.00	.00	.00
RECEIVABLES	1,050.00	.00	1,050.00	.00
CD INVESTMENT	.00	.00	.00	.00
FUND TOTALS	15,217.11	1,050.00	2,456.58	16,623.69
2019 042 INDIGENT DEFENSE GRANT (SB7)				
INDIGENT DEFENSE GRANT (SB7)	.00	.00	.00	.00
CASH-INDIGENT DEFENSE	14,868.73	32,770.35	.00	17,901.62
CASH OPERATING	.00	.00	.00	.00
CD INVESTMENT	.00	.00	.00	.00
RECEIVABLES	.00	.00	.00	.00
INVESTMENTS	25,849.66	45.73	25,849.66	45.73
TEXPOOL INVESTMENTS	.00	.00	.00	.00
BANK INVESTMENTS	.00	.00	.00	.00
MONEY MARKET GB	.00	50.76	.00	50.76
STATE BANK MONEY MARKET	.00	.00	.00	.00
FUND TOTALS	10,980.93	32,866.84	25,849.66	17,998.11
2019 043 DIST ATT. ESCROW ACCOUNT				
DIST ATT. ESCROW ACCOUNT	.00	.00	.00	.00
CASH OPERATING-DA ESCROW ACCT	315.50	.49	.00	315.99
CASH OPERATING	.00	.00	.00	.00
C D INVESTMENT	.00	.00	.00	.00
RECEIVABLES	.00	.00	.00	.00
INVESTMENTS	.00	.00	.00	.00
CD INVESTMENT	.00	.00	.00	.00
MONEY MARKET GB	.00	.00	.00	.00
STATE BANK MONEY MARKET	.00	.00	.00	.00
FUND TOTALS	315.50	.49	.00	315.99
2019 044 C. D. A. FORFEITURE ACCOUNT				
C. D. A. FORFEITURE ACCOUNT	.00	.00	.00	.00
CASH OPERATING-CDA FORFEITURE	638.11	6,001.70	6,433.01	206.80
CASH OPERATING	.00	.00	.00	.00
C D INVESTMENT	.00	.00	.00	.00
RECEIVABLES	.00	.00	.00	.00
INVESTMENTS	39,923.08	71.25	.00	39,994.33
CD INVESTMENT	.00	.00	.00	.00
GB MONEY MARKET	12,105.07	12.60	6,000.00	6,117.67
STATE BANK MONEY MARKET	.00	.00	.00	.00
FUND TOTALS	52,666.26	6,085.55	12,433.01	46,318.80
2019 045 REGIONAL INTRASTATE TASK FORCE				
ARK-LA-TEX NARC TASK FORCE	.00	.00	.00	.00
REGIONAL TASK FRC CASH	908.68	1.42	.00	910.10

ACCOUNT NAME	BEGINNING CASH BALANCE	CASH RECEIPTS	CASH DISBURSEMENTS	ENDING CASH BALANCE
CASH OPERATING	.00	.00	.00	.00
C D INVESTMENTS	.00	.00	.00	.00
RECEIVABLES	.00	.00	.00	.00
INVESTMENTS	.00	.00	.00	.00
CD INVESTMENTS	.00	.00	.00	.00
STATE BANK MONEY MARKET	.00	.00	.00	.00
FUND TOTALS	908.68	1.42	.00	910.10

ACCOUNT NAME	BEGINNING CASH BALANCE	CASH RECEIPTS	CASH DISBURSEMENTS	ENDING CASH BALANCE
TASK FORCE PROGRAM INCOME	.00	.00	.00	.00
TF PROGRAM INCOME	8,087.38	12.65	.00	8,100.03
CASH OPERATING	.00	.00	.00	.00
CD INVESTMENTS	.00	.00	.00	.00
RECEIVABLES	.00	.00	.00	.00
TF-BI INVESTMENTS	.00	.00	.00	.00
INVESTMENTS	.00	.00	.00	.00
GB MONEY MARKET	35,903.41	51.26	.00	35,954.67
STATE BANK MONEY MARKET	.00	.00	.00	.00
FUND TOTALS	43,990.79	63.91	.00	44,054.70

ACCOUNT NAME	BEGINNING CASH BALANCE	CASH RECEIPTS	CASH DISBURSEMENTS	ENDING CASH BALANCE
CDA-STATE FUNDS	.00	.00	.00	.00
CASH OPERATING	9,282.27	13.04	3,473.87	5,821.44
CD INVESTMENTS	.00	.00	.00	.00
INVESTMENTS	.00	.00	.00	.00
CD INVESTMENTS	.00	.00	.00	.00
FUND TOTALS	9,282.27	13.04	3,473.87	5,821.44

ACCOUNT NAME	BEGINNING CASH BALANCE	CASH RECEIPTS	CASH DISBURSEMENTS	ENDING CASH BALANCE
TEXAS HISTORICAL GRANT	.00	.00	.00	.00
CASH OPERATING	.00	10.62	.00	10.62
CD INVESTMENTS	.00	.00	.00	.00
RECEIVABLES	.00	.00	.00	.00
CD INVESTMENTS	.00	.00	.00	.00
GB MONEY MARKET	27,309.25	38.99	.00	27,348.24
STATE BANK MONEY MARKET	.00	.00	.00	.00
FUND TOTALS	27,309.25	49.61	.00	27,358.86

ACCOUNT NAME	BEGINNING CASH BALANCE	CASH RECEIPTS	CASH DISBURSEMENTS	ENDING CASH BALANCE
ARK LA TEX SEIZ/FORFT_FUND	.00	.00	.00	.00
ARK-LA-TEX FORF/SEIZ	268.45	.00	.00	268.45
CASH OPERATING	.00	.00	.00	.00
C D INVESTMENTS	.00	.00	.00	.00
INVESTMENTS	.00	.00	.00	.00
CD INVESTMENT	.00	.00	.00	.00
FUND TOTALS	268.45	.00	.00	268.45

ACCOUNT NAME	BEGINNING CASH BALANCE	CASH RECEIPTS	CASH DISBURSEMENTS	ENDING CASH BALANCE
CDA FORFEITURE FUNDS	.00	.00	.00	.00
CDA FEDERAL FORFEITURES FUND	11,242.45	17.59	.00	11,260.04
CASH OPERATING	.00	.00	.00	.00
C D INVESTMENTS	.00	.00	.00	.00
TEXPOOL INVESTMENTS	.00	.00	.00	.00
CD INVESTMENT	.00	.00	.00	.00
MONEY MARKET	10,415.42	14.87	.00	10,430.29

ACCOUNT NAME	BEGINNING CASH BALANCE	CASH RECEIPTS	CASH DISBURSEMENTS	ENDING CASH BALANCE
2019 052 SHERIFF FEDERAL FORFEITURES				
STATE BANK MONEY MARKET	.00	.00	.00	.00
FUND TOTALS	21,657.87	32.46	.00	21,690.33
2019 052 SHERIFF FEDERAL FORFEITURES				
CASH	.00	.00	.00	.00
CASH-OPERATING	4,394.95	6.87	.00	4,401.82
C D INVESTMENTS	.00	.00	.00	.00
INVESTMENTS	.00	.00	.00	.00
CD INVESTMENTS	.00	.00	.00	.00
MONEY MARKET GB	.00	.02	.00	.02
STATE BANK MONEY MARKET	.00	.00	.00	.00
FUND TOTALS	4,394.95	6.89	.00	4,401.84
2019 055 HOME GRANT PROJECTS 2017				
CASH	.00	.00	.00	.00
CASH	16,586.86	10.92	4,038.92	20,614.86
CD INVESTMENTS	.00	.00	.00	.00
A/R	.00	.00	.00	.00
RECEIVABLES	.00	.00	.00	.00
FUND TOTALS	16,586.86	10.92	4,038.92	20,614.86
2019 060 MENTAL HEALTH PROGRAM # 4				
CASH	.00	.00	.00	.00
CD INVESTMENTS	.00	.00	.00	.00
RECEIVABLES	.00	.00	.00	.00
INVESTMENTS	.00	.00	.00	.00
MONEY MARKET GB	.00	.00	.00	.00
STATE BANK MONEY MARKET	.00	.00	.00	.00
FUND TOTALS	.00	.00	.00	.00
2019 061 AGGRESSIVE BEHAVIOR PROGRAM#20				
CASH	5,610.27	.00	1,101.54	4,508.73
CD INVESTMENTS	.00	.00	.00	.00
RECEIVABLES	.00	.00	.00	.00
INVESTMENTS	.00	.00	.00	.00
GB MONEY MARKET	.00	.00	.00	.00
STATE BANK MONEY MARKET	.00	.00	.00	.00
FUND TOTALS	5,610.27	.00	1,101.54	4,508.73
2019 062 CTIF-01-034 TXDOT GRANT				
CASH	736.20	1.15	.00	737.35
GB MONEY MARKET	.00	.22	.00	.22
STATE BANK MONEY MARKET	.00	.00	.00	.00
FUND TOTALS	736.20	1.37	.00	737.57
2019 063 CASS COUNTY DRUG COURT				
CASH	25,895.86	.00	2,751.83	23,144.03
CD INVESTMENTS	.00	.00	.00	.00
RECEIVABLES	.00	.00	.00	.00
INVESTMENTS	.00	.00	.00	.00
GB MONEY MARKET	.00	.00	.00	.00
FUND TOTALS	25,895.86	.00	2,751.83	23,144.03
2019 064 VETERANS PROGRAM				
CASH	9,187.62	.00	452.67	8,734.95
CD INVESTMENTS	.00	.00	.00	.00

ACCOUNT NAME	BEGINNING CASH BALANCE	CASH RECEIPTS	CASH DISBURSEMENTS	ENDING CASH BALANCE
RECEIVABLES	.00	.00	.00	.00
INVESTMENTS	.00	.00	.00	.00
GB MONEY MARKET	.00	.00	.00	.00
STATE BANK MONEY MARKET	.00	.00	.00	.00
FUND TOTALS	9,187.62	452.67	8,734.95	

ACCOUNT NAME	BEGINNING CASH BALANCE	CASH RECEIPTS	CASH DISBURSEMENTS	ENDING CASH BALANCE
2019 065 FEMA 4269				
CASH	526.87	.82	.00	527.69
GB MONEY MARKET	.00	.07	.00	.07
STATE BANK MONEY MARKET	.00	.00	.00	.00
FUND TOTALS	526.87	.89	.00	527.76

ACCOUNT NAME	BEGINNING CASH BALANCE	CASH RECEIPTS	CASH DISBURSEMENTS	ENDING CASH BALANCE
2019 066 FINANCIAL RESPONSIBILITY PROG				
FINANCIAL RESPONSIBILITY PGM	.00	.00	.00	.00
CASH	2,703.97	.00	1,042.00	1,661.97
CD INVESTMENTS	.00	.00	.00	.00
RECEIVABLES	.00	.00	.00	.00
INVESTMENTS	.00	.00	.00	.00
GB MONEY MARKET	.00	.00	.00	.00
STATE BANK MONEY MARKET	.00	.00	.00	.00
FUND TOTALS	2,703.97	1,042.00	1,661.97	

ACCOUNT NAME	BEGINNING CASH BALANCE	CASH RECEIPTS	CASH DISBURSEMENTS	ENDING CASH BALANCE
2019 070 RIGHT OF WAY FUND				
CASH -RIGHT OF WAY OPERATING	14,842.49	33.95	.00	14,876.44
CASH-OPERATING	.00	.00	.00	.00
C D INVESTMENT	.00	.00	.00	.00
RECEIVABLES	10.71	.00	10.71	.00
INVESTMENTS	29,524.93	52.69	.00	29,577.62
CD INVESTMENT	.00	.00	.00	.00
MAIN MONEY MARKET GB	66,952.48	95.59	.00	67,048.07
STATE BANK MONEY MARKET	.00	.00	.00	.00
FUND TOTALS	111,330.61	182.23	10.71	111,502.13

ACCOUNT NAME	BEGINNING CASH BALANCE	CASH RECEIPTS	CASH DISBURSEMENTS	ENDING CASH BALANCE
2019 072 CASS COUNTY FORESTRY FUND				
CASH-CASS COUNTY FORESTRY FUND	50,473.21	59.42	18,000.00	32,532.63
CASH OPERATING	.00	.00	.00	.00
C D INVESTMENT	.00	.00	.00	.00
RECEIVABLES	.00	.00	.00	.00
INVESTMENTS	47,813.97	85.34	.00	47,899.31
CD INVESTMENT	.00	.00	.00	.00
MAIN GB MONEY MARKET	389,179.40	18,570.67	.00	407,750.07
STATE BANK MONEY MARKET	.00	.00	.00	.00
MAIN TEXAR CD	102,006.36	151.61	.00	102,157.97
TCLASS INVESTMENT POOL	.00	.00	.00	.00
FUND TOTALS	589,472.94	18,867.04	18,000.00	590,339.98

ACCOUNT NAME	BEGINNING CASH BALANCE	CASH RECEIPTS	CASH DISBURSEMENTS	ENDING CASH BALANCE
2019 080 CASS COUNTY JAIL CONSTRUCTION				
CASH-CASS CO JAIL CONST	.00	.00	.00	.00
C D INVESTMENT	.00	.00	.00	.00
RECEIVABLES	.00	.00	.00	.00
INVESTMENTS-CC JAIL CONST	.00	.00	.00	.00
CD INVESTMENT	.00	.00	.00	.00
FUND TOTALS	.00	.00	.00	.00

ACCOUNT NAME	BEGINNING CASH BALANCE	CASH RECEIPTS	CASH DISBURSEMENTS	ENDING CASH BALANCE
2019 081 CC JAIL INT & SINKING				
CASH-CC JAIL INT & SINKING	.00	.00	.00	.00
C D INVESTMENT	.00	.00	.00	.00

ACCOUNT NAME	BEGINNING CASH BALANCE	CASH RECEIPTS	CASH DISBURSEMENTS	ENDING CASH BALANCE
2019 082 RESOURCE RECOVERY I&S				
CASH-CC RESOURCE RECOVERY	.00	.00	.00	.00
PETTY CASH	.00	.00	.00	.00
C D INVESTMENT	.00	.00	.00	.00
RECEIVABLES	.00	.00	.00	.00
INVESTMENTS	.00	.00	.00	.00
BANK INVESTMENT	.00	.00	.00	.00
FUND TOTALS	.00	.00	.00	.00
2019 083 RESOURCE RECOVERY INT&SINKING				
CASH-RES REC INT&SINKING	.00	.00	.00	.00
C D INVESTMENT	.00	.00	.00	.00
RECEIVABLES	.00	.00	.00	.00
INVESTMENTS	.00	.00	.00	.00
BANK INVESTMENT	.00	.00	.00	.00
FUND TOTALS	.00	.00	.00	.00
2019 084 COMBINED INTEREST & SINKING				
COMBINED INTEREST & SINKING	.00	.00	.00	.00
CASH	7,141.93	10.01	.00	7,151.94
CASH-OPERATING	.00	.00	.00	.00
CD INVESTMENT	.00	.00	.00	.00
RECEIVABLES	1,187.55	.00	1,187.55	.00
INVESTMENTS	.00	.00	.00	.00
BANK INVESTMENTS	.00	.00	.00	.00
C I&S STATE BANK MONEY MARKET	.00	.00	.00	.00
C I&S GB MM	363,652.06	1,713.76	.00	365,365.82
FUND TOTALS	371,981.54	1,723.77	1,187.55	372,517.76
2019 085 LAW ENFORC. CONSTRUCTION FUND				
06 CONSTRUCTION & RENOVATION	.00	.00	.00	.00
CASH OPERATING	6,678.82	10.45	.00	6,689.27
C D INVESTMENT	.00	.00	.00	.00
INVESTMENTS	12,072.61	21.54	.00	12,094.15
CD INVESTMENTS	.00	.00	.00	.00
MAIN MONEY MARKET GB	.00	.00	.00	.00
STATE BANK MONEY MARKET	.00	.00	.00	.00
FUND TOTALS	18,751.43	31.99	.00	18,783.42
2019 086 INTEREST & SINKING SERIES 2016				
CASH	5,433.96	7.61	.00	5,441.57
CASH OPERATING	.00	.00	.00	.00
CD INVESTMENTS	.00	.00	.00	.00
RECEIVABLES	235.95	.00	235.95	.00
INVESTMENTS	.00	.00	.00	.00
BANK INVESTMENTS	.00	.00	.00	.00
C I&S STATE BANK MONEY MARKET	.00	.00	.00	.00
C I&S GB MM	35,473.68	287.40	.00	35,761.08
FUND TOTALS	41,143.59	295.01	235.95	41,202.65
2019 089 CDA DISCRETIONARY FUND				
CASH	6,338.59	211.90	51.50	6,498.99

ACCOUNT NAME	BEGINNING CASH BALANCE	CASH RECEIPTS	CASH DISBURSEMENTS	ENDING CASH BALANCE
CASH-OPERATING	.00	.00	.00	.00
C D INVESTMENT RECEIVABLES	201.75	.00	201.75	.00
FUND TOTALS	6,540.34	211.90	253.25	6,498.99
2019 090 PAYROLL FUND				
PAYROLL CASH	.00	.00	.00	.00
CASH OPERATING	12,035.80	.00	.00	12,035.80
FUND TOTALS	12,035.80	.00	.00	12,035.80
2019 096 GENERAL FIXED ASSETS				
CASH	.00	.00	.00	.00
LAND, BLDGS & IMPROVEMENTS	.00	.00	.00	.00
EQUIP, FURN, & FIXTURES	.00	.00	.00	.00
CAPITAL LEASE ASSETS (AUTOS)	.00	.00	.00	.00
CONSTRUCTION IN PROGRESS	.00	.00	.00	.00
FUND TOTALS	.00	.00	.00	.00
2019 097 GENERAL LONG TERM DEBT				
CASH	.00	.00	.00	.00
FUND TOTALS	.00	.00	.00	.00
GRAND TOTALS	9,858,608.20	3,501,992.61	4,562,244.89	8,798,355.92

FUND NAME	CHECKING ACCOUNT	CHECKING AMOUNT	TDOA ACCOUNT	TDOA AMOUNT	FUND TOTAL
19 010 GENERAL FUND	MAIN	48,933.06	MAIN TDOA 83,110.64 MAIN GB MM 1,146,509.96 MAIN SB MM MAIN TCLAS 2,190,641.48 MAIN TA CD 150,000.00	3,619,195.14	$3,619,195.14 + 2,031.44 = 3,621,226.58$
19 011 DISTRICT & CO COURT@LAW FUNMAIN		216,071.90	MAIN TDOA MAIN GB MM MAIN SB MM		216,071.90
19 012 MAIN ROAD & BRIDGE	MAIN	140,583.09	MAIN TDOA 19,256.08 MAIN GB MM MAIN SB MM MAIN TCLAS .37	159,839.54	
19 013 H.A.V.A.	MAIN	5,304.73	MAIN TDOA		5,304.73
19 014 TOBACCO SETTLEMENT	MAIN	25,846.30	MAIN TDOA 57,598.57 MAIN GB MM 299,848.98 MAIN RR CD 241,176.94 MAIN SB MM MAIN DC CD 241,086.32 MAIN RR SV 15.26 MAIN TX CD 143,021.36 MAIN TX SV 25.00	1,008,618.73	
19 015 BEAR CK DISASTER DONATION	BRCREEK				
19 016 JUVENILE PROBATION	MAIN	12,626.20	MAIN TDOA 143,038.55 MAIN GB MM 200,938.39 MAIN SB MM	356,603.14	
19 017 ADULT PROBATION	MAIN	33,347.66	MAIN TDOA 108,600.15 MAIN GB MM 141,319.22 MAIN SB MM	283,267.03	
19 018 CASS CO RESTITUTION CENTER	MAIN		MAIN TDOA		
19 019 SATP TRACK III	MAIN	8,836.22	MAIN GB MM MAIN SB MM	8,836.22	
19 020 COMMUNITY SERVICE RESTITUTIMAIN		2,076.45	MAIN GB MM MAIN SB MM	2,076.45	
19 021 ROAD AND BRIDGE #1	MAIN	13,553.57	MAIN TDOA 83,394.32 MAIN GB MM 276,382.23 MAIN SB MM MAIN TCLAS 543,974.54	917,304.66	
19 022 ROAD AND BRIDGE #2	MAIN	11,523.44	MAIN TDOA 93,283.34 MAIN GB MM 229,375.55 MAIN SB MM MAIN TCLAS 162,952.54	497,134.87	
19 023 ROAD AND BRIDGE #3	MAIN	10,144.02	MAIN TDOA 27,651.00 MAIN GB MM 260,875.44		

FUND NAME	CHECKING ACCOUNT	CHECKING AMOUNT	TDOA ACCOUNT	TDOA AMOUNT	FUND TOTAL
19 024 ROAD AND BRIDGE #4	MAIN	10,969.19	MAIN SB MM MAIN TCLAS	50,776.31	349,446.77
19 025 AIP PROGRAM	MAIN	36,418.79	MAIN TDOA		36,418.79
19 026 CASS COUNTY RESOURCE RECOVERMAIN			MAIN TDOA		
19 027 COUNTY CLERK ARCHIVE FUND	MAIN		MAIN TDOA		
19 028 CASS COUNTY PARK	MAIN	5,739.14			5,739.14
19 029 FEDERAL-ROAD IMPROVMT 071019MAIN	MAIN	1,813.30	MAIN TDOA		1,813.30
19 030 LINDEN ENTERPRISE FUND	MAIN	9.38	MAIN TDOA MAIN GB MM MAIN SB MM	14.45	23.83
19 031 EMG WATERSHED AG-7442-C-1100MAIN			MAIN TDOA		
19 032 FEDERAL IMPROVEMENT 0711037 MAIN	MAIN	.47	MAIN TDOA		.47
19 033 SATT PROGRAM	MAIN		MAIN TDOA		
19 034 MENTAL HEALTH INITIATIVE PRGMMAIN	MAIN	18,977.11	MAIN TDOA MAIN GB MM MAIN SB MM		18,977.11
19 035 CIVIL CHILD SUPPORT PROGRAM MAIN	MAIN	18,443.33	MAIN GB MM MAIN SB MM	47,500.00	65,943.33
19 036 FEMA DR-1999-TX 2011 WILDFIRMAIN		10.05	MAIN TDOA		10.05
19 037 HIGH RISK TREATMENT PROGRAM MAIN	MAIN	12,001.43	MAIN TDOA MAIN GB MM MAIN SB MM		12,001.43
19 038 BEAR CREEK FMAG 2965-2011	MAIN	4,186.20	MAIN TDOA MAIN GB MM	47.79	4,233.99
19 039 TEXAS CDBG CONTRACT 713069	MAIN	9.82			9.82
19 040 TEXAS CDBG CONTRACT 7216247	MAIN	483.52	MAIN GB MM MAIN SB MM	.03	483.55
19 041 LAW LIBRARY	MAIN	16,623.69			16,623.69
19 042 INDIGENT DEFENSE GRANT (SB7)MAIN	MAIN	17,901.62	MAIN TDOA MAIN GB MM MAIN SB MM	45.73 50.76	17,998.11

FUND NAME	CHECKING ACCOUNT	CHECKING AMOUNT	TDOA ACCOUNT	TDOA AMOUNT	FUND TOTAL
.9 043 DIST ATT, ESCROW ACCOUNT	MAIN	315.99	MAIN TDOA MAIN GB MM MAIN SB MM		315.99
.9 044 C.D.A.FORFEITURE ACCOUNT	MAIN	206.80	MAIN TDOA MAIN GB MM MAIN SB MM	39,994.33 6,117.67	46,318.80
.9 045 REGIONAL INTRASTATE TASK FORMAIN		910.10	MAIN SB MM		910.10
.9 046 TASK FORCEE PROGRAM INCOME	MAIN	8,100.03	MAIN GB MM MAIN SB MM	35,954.67	44,054.70
.9 047 CDA-STATE FUNDS	MAIN	5,821.44			5,821.44
.9 048 TEXAS HISTORICAL GRANT	MAIN	10.62	MAIN GB MM MAIN SB MM	27,348.24	27,358.86
.9 050 ARK LA TEX SEIZ/FORFT. FUND	MAIN	268.45			268.45
.9 051 CDA FORFEITURE FUNDS	MAIN	11,260.04	MAIN TDOA MAIN GB MM MAIN SB MM	10,430.29	21,690.33
.9 052 SHERIFF FEDERAL FORFEITURES	MAIN	4,401.82	MAIN TDOA MAIN GB MM MAIN SB MM	.02	4,401.84
.9 055 HOME GRANT PROJECTS 2017	MAIN	20,614.86			20,614.86
.9 060 MENTAL HEALTH PROGRAM # 4	MAIN				
.9 061 AGGRESSIVE BEHAVIOR PROGRAM#MAIN		4,508.73	MAIN TDOA MAIN GB MM MAIN SB MM		4,508.73
.9 062 CTIF-01-034 TXDOT GRANT	MAIN	737.35	MAIN GB MM MAIN SB MM	.22	737.57
.9 063 CASS COUNTY DRUG COURT	MAIN	23,144.03	MAIN TDOA		23,144.03
.9 064 VETERANS PROGRAM	MAIN	8,734.95	MAIN TDOA MAIN GB MM MAIN SB MM		8,734.95
.9 065 FEMA 4269	MAIN	527.69	MAIN GB MM MAIN SB MM	.07	527.76
.9 066 FINANCIAL RESPONSIBILITY PROMAIN		1,661.97	MAIN TDOA MAIN GB MM MAIN SB MM		1,661.97
.9 070 RIGHT OF WAY FUND	MAIN	14,876.44	MAIN TDOA MAIN GB MM	29,577.62 67,048.07	

FUND NAME	CHECKING ACCOUNT	CHECKING AMOUNT	TDOA ACCOUNT	TDOA AMOUNT	FUND TOTAL
9 072 CASS COUNTY FORESTRY FUND	MAIN	32,532.63	MAIN SB MM		111,502.13
9 080 CASS COUNTY JAIL CONSTRUCTIOCC JAIL CO			MAIN TDOA	47,899.31	
			MAIN GB MM	407,750.07	
			MAIN SB MM		
			MAIN TX CD	102,157.97	
			MAIN TCLAS		590,339.98
9 081 CC JAIL INT & SINKING	CC JAILI&S		CCJC-TDOA		
			CC JAIL CD		
9 082 RESOURCE RECOVERY I&S	CC SW CONS		CCJIS-TDOA		
			JAIL I&SCD		
9 083 RESOURCE RECOVERY INT&SINKINCC SW I&S			CCSWC-TDOA		
			SW CONSTCD		
9 084 COMBINED INTEREST & SINKING CI&S		7,151.94	CCSWIS-TDO		
			SW I&S CD		
9 085 LAW ENFORC.CONSTRUCTION FUNDMAIN		6,689.27	CI&S SB MM	365,365.82	372,517.76
			CI&S GB MM		
9 086 INTEREST & SINKING SERIES 20CI&S		5,441.57	MAIN TDOA	12,094.15	18,783.42
			MAIN GB MM		
			MAIN SB MM		
9 089 CDA DISCRETIONARY FUND	MAIN	6,498.99	CI&S SB MM	35,761.08	41,202.65
			CI&S GB MM		
9 090 PAYROLL	PAYROLL	12,035.80			6,498.99
9 096 GENERAL FIXED ASSETS					12,035.80
9 097 GENERAL LONG TERM DEBT					

TOTAL 257,411.53

8,538,912.95
+ 2,031.44
8,798,355.92

CHECK ACCOUNT

ACCOUNT BALANCE - MAIN
 ACCOUNT BALANCE - CI&S
 ACCOUNT BALANCE - PAYROLL

CHECK

232,782.22
 12,593.51
 12,035.80

+ 2,031.44 = 2,34,813.66

TOTAL

257,411.53

+ 2,031.44 = 259,442.97

TDOA ACCOUNT

ACCOUNT BALANCE - MAIN TDOA
 ACCOUNT BALANCE - MAIN GB MM
 ACCOUNT BALANCE - MAIN TCLAS
 ACCOUNT BALANCE - MAIN TA CD
 ACCOUNT BALANCE - MAIN RR CD
 ACCOUNT BALANCE - MAIN DC CD
 ACCOUNT BALANCE - MAIN RR SV
 ACCOUNT BALANCE - MAIN TX CD
 ACCOUNT BALANCE - MAIN TX SV
 ACCOUNT BALANCE - CI&S GB MM

TDOA

805,346.37
 3,486,301.11
 2,968,655.72
 150,000.00
 241,176.94
 241,086.32
 15.26
 245,179.33
 25.00
 401,126.90

TOTAL

8,538,912.95

259,442.97
 + 8,538,912.95


 8,798,355.92

**TEXPOOL INVESTMENTS
FOR THE MONTH OF OCTOBER, 2018**

FUND	BEGINNING BALANCE	INTEREST & PURCHASES	DECREASE	BOOK VALUE
General	82,962.43	148.21	-	83,110.64
Tobacco Settlement	57,495.95	102.62	-	57,598.57
Juvenile Probation	142,783.70	254.85	-	143,038.55
Adult Probation	108,406.66	193.49	-	108,600.15
R & B # 1	73,248.70	10,145.62	-	83,394.32
R & B # 2	83,120.10	10,163.24	-	93,283.34
R & B # 3	27,601.74	49.26	-	27,651.00
R & B # 4	73,069.88	5,988.78	-	79,058.66
Indigent Defense Grant	25,849.66	45.73	25,849.66	45.73
CDA Forfeiture	39,923.08	71.25	-	39,994.33
Right of Way	29,524.93	52.69	-	29,577.62
Forestry	47,813.97	85.34	-	47,899.31
Construction & Renovation	12,072.61	21.54	-	12,094.15
TOTAL	803,873.41	27,322.62	25,849.66	805,346.37

Attached is a letter from TexPool stating the book and market value of their funds.

RESPECTFULLY SUBMITTED THIS 28TH DAY OF MAY, 2019.




 DONNA EARLY
 CASS COUNTY TREASURER

**GUARANTY BANK AND TRUST ALL ACCOUNTS
FOR THE MONTH OF OCTOBER, 2018**

Attached is a list of balances for **all** funds in Guaranty Bank and Trust under the Federal ID Number for Cass County and a copy of the pledged securities listing book and market value.

BALANCE ALL ACCOUNTS	7,446,061.39
FDIC INSURANCE	500,000.00
BOOK VALUE	7,613,614.32
MARKET VALUE PLEDGED	7,416,415.35
PLEDGED EXCESS	470,353.96

RESPECTFULLY SUBMITTED THIS 28TH DAY OF MAY, 2019.



DONNA EARLY
CASS COUNTY TREASURER

**GUARANTY BANK AND TRUST GENERAL MM
FOR THE MONTH OF OCTOBER, 2018**


FUND	BEGINNING BALANCE	INTEREST & PURCHASES	DECREASE	BOOK VALUE
General	1,424,411.70	602,098.26	880,000.00	1,146,509.96
Main R & B	101,169.46	86.62	82,000.00	19,256.08
Tobacco	299,421.46	427.52	-	299,848.98
Juvenile Probation	175,642.18	40,296.21	15,000.00	200,938.39
Adult Probation	159,005.43	40,313.79	58,000.00	141,319.22
R & B 1	317,982.00	55,400.23	97,000.00	276,382.23
R & B 2	235,044.12	50,331.43	56,000.00	229,375.55
R & B 3	299,481.27	26,394.17	65,000.00	260,875.44
R & B 4	297,943.30	31,439.27	19,849.66	309,532.91
Linden Enterprise Fund	-	14.45	-	14.45
Civil Child Support Prgm.	47,500.00	-	-	47,500.00
Bear Creek FMAG 2965-2011	-	47.79	-	47.79
TX CDBG CONTRACT 7216247	-	0.03	-	0.03
Indigent Defense Grant	-	50.76	-	50.76
CDA Forfeiture Account	12,105.07	12.60	6,000.00	6,117.67
Task Force PI	35,903.41	51.26	-	35,954.67
Texas Historical Grant	27,309.25	38.99	-	27,348.24
CDA Forfeiture Funds	10,415.42	14.87	-	10,430.29
Sheriff Federal Forfeiture	-	0.02	-	0.02
CTIF-01-034 TXDOT Grant	-	0.22	-	0.22
FEMA 4269	-	0.07	-	0.07
Right of Way	66,952.48	95.59	-	67,048.07
Cass County Forestry	389,179.40	18,570.67	-	407,750.07
TOTAL	3,899,465.95	865,684.82	1,278,849.66	3,486,301.11

**GUARANTY BANK AND TRUST CI&S MM
FOR THE MONTH OF OCTOBER, 2018**

FUND	BEGINNING BALANCE	INTEREST & PURCHASES	DECREASE	BOOK VALUE
Combined I&S Series 2015	363,652.06	1,713.76	-	365,365.82
I&S Series 2016	35,473.68	287.40	-	35,761.08
TOTAL	399,125.74	2,001.16	-	401,126.90

BALANCE ALL MM ACCOUNTS **3,887,428.01**

RESPECTFULLY SUBMITTED THIS 28TH DAY OF MAY, 2019.


 DONNA EARLY
 CASS COUNTY TREASURER

**TEXANA BANK CD
FOR THE MONTH OF OCTOBER, 2018**

FUND	BEGINNING BALANCE	INTEREST & PURCHASES	DECREASE	BOOK VALUE
General	150,000.00	334.29	334.29	150,000.00
TOTAL	150,000.00	334.29	334.29	150,000.00 ✓
 BALANCE ALL ACCOUNTS	 150,000.00			
FDIC INSURANCE	150,000.00			

Attached is a list of balances for all county funds in Texana Bank.

RESPECTFULLY SUBMITTED THIS 28TH DAY OF MAY, 2019.




 DONNA EARLY
 CASS COUNTY TREASURER

**TEXAS CLASS INVESTMENTS
FOR THE MONTH OF OCTOBER, 2018**

FUND	BEGINNING BALANCE	INTEREST & PURCHASES	DECREASE	BOOK VALUE
General	2,785,982.84	4,658.64	600,000.00	2,190,641.48
Main R & B	185.14	0.37	185.14	0.37
R & B 1	542,683.25	1,291.29	-	543,974.54
R & B 2	162,621.14	331.40	-	162,952.54
R & B 3	50,673.05	103.26	-	50,776.31
R & B 4	20,269.18	41.30	-	20,310.48
TOTAL	3,562,414.60	6,426.26	600,185.14	2,968,655.72

Attached is a letter from Texas CLASS stating the book and market value of their funds.

RESPECTFULLY SUBMITTED THIS 28TH DAY OF MAY, 2019.



 DONNA EARLY
 CASS COUNTY TREASURER

**RED RIVER FEDERAL CREDIT UNION SAVINGS
FOR THE MONTH OF OCTOBER, 2018**

FUND	BEGINNING BALANCE	INTEREST & PURCHASES	DECREASE	BOOK VALUE
Tobacco	15.26	-	-	15.26
TOTAL	15.26	-	-	15.26 ✓

**RED RIVER FEDERAL CREDIT UNION CD
FOR THE MONTH OF OCTOBER, 2018**

FUND	BEGINNING	INTEREST &	DECREASE	BOOK VALUE
Tobacco	240,614.96	561.98	-	241,176.94
TOTAL	240,614.96	561.98	-	241,176.94 ✓

BALANCE ALL ACCOUNTS **241,192.20** ✓
 NCUA INSURANCE **241,192.20**

Attached is a list of balances for all county funds in the Red River Federal Credit Union.

RESPECTFULLY SUBMITTED THIS 28TH DAY OF MAY, 2019.

Donna Early


 DONNA EARLY
 CASS COUNTY TREASURER

**DOMINO FEDERAL CREDIT UNION CD
FOR THE MONTH OF OCTOBER, 2018**

FUND	BEGINNING BALANCE	INTEREST & PURCHASES	DECREASE	BOOK VALUE
Tobacco	240,575.51	510.81	-	241,086.32
TOTAL	240,575.51	510.81 ✓	-	241,086.32 ✓
 BALANCE ALL ACCOUNTS	 241,086.32 ✓			
NCUA INSURANCE	241,086.32			

Attached is a list of balances for all county funds in the Domino Federal Credit Union.

RESPECTFULLY SUBMITTED THIS 28TH DAY OF MAY, 2019.



 DONNA EARLY
 CASS COUNTY TREASURER

**TEXAR FEDERAL CREDIT UNION SAVINGS
FOR THE MONTH OF OCTOBER, 2018**

FUND	BEGINNING BALANCE	INTEREST & PURCHASES	DECREASE	BOOK VALUE
Tobacco	25.00	-	-	25.00
TOTAL	25.00	-	-	25.00

**TEXAR FEDERAL CREDIT UNION CD
FOR THE MONTH OF OCTOBER, 2018**

FUND	BEGINNING BALANCE	INTEREST & PURCHASES	DECREASE	BOOK VALUE
Tobacco	142,809.10	212.26	-	143,021.36
Cass County Forestry	102,006.36	151.61	-	102,157.97
TOTAL	244,815.46	363.87	-	245,179.33

BALANCE ALL ACCOUNTS **245,204.33**
 NCUA INSURANCE **245,204.33**

Attached is a list of balances for all county funds in the TEXAR Federal Credit Union.

RESPECTFULLY SUBMITTED THIS 28TH DAY OF MAY, 2019.

Donna Early

 DONNA EARLY
 CASS COUNTY TREASURER