

Cass County Treasurer's Report


November
2018

**THE CASS COUNTY TREASURER'S REPORT OF RECEIPTS
FOR THE MONTH OF NOVEMBER, 2018**

Source	2017	2018
Justice of Peace #1	15,106.67	13,677.26
Justice of Peace #2	4,584.05	5,773.91
Justice of Peace #3	16,212.23	14,139.81
Justice of Peace #4	10,599.20	7,795.80
Constables	475.00	125.00
County Clerk	31,768.76	35,815.25
District Clerk	21,740.07	-
Cass County Sheriff	670.00	1,730.00
Tax Collector	1,242,378.61	1,110,548.29
State of Texas	105,454.26	5,162.86
State of Texas Reimb	4,711.99	7,159.99
Forfeiture/Seizures	-	-
U.S. Treasury	-	-
Interest	8,202.11	15,938.21
Royalties	-	-
Cass County Park	154.85	1,664.04
Sales	22,407.30	2,923.70
Miscellaneous	1,225.00	7,704.88
Miscellaneous Reimb	39,075.53	4,104.88
Transferred Funds	-	-
Sub-Total	1,524,765.63	1,234,263.88
AIP Program	-	-
DOEP	-	-
Juvenile Probation	22,405.00	22,361.00
Adult Probation	23,358.50	24,497.00
Others/Miscellaneous	5,083.00	11,233.00
State/Others	5,306.25	4,860.00
CDA Discretionary	127.65	15.00
Sub-Total	56,280.40	62,966.00
Grand Total	1,581,046.03	1,297,229.88 ✓

NET SALARY 350,169.09 378,922.00 ✓

RESPECTFULLY SUBMITTED,


 DONNA EARLY
 CASS COUNTY TREASURER

**THE CASS COUNTY TREASURER'S REPORT
OF RECEIPTS AND DISBURSEMENTS
FOR THE MONTH OF NOVEMBER, 2018**

FUND	BEG. BAL.	RECEIVED	DISBURSED	BALANCE
General	3,621,226.58	1,636,008.93	1,392,160.82	3,865,074.69
Jury Fund	(216,071.90)	42,809.89	60,558.36	(233,820.37)
Main R & B	159,839.54	169,536.85	198,378.44	130,997.95
H.A.V.A.	5,304.73	7.07	-	5,311.80
TOBACCO SETTLEMENT	1,008,618.73	2,235.53	425.27	1,010,428.99
R & B 1	917,304.66	133,348.39	97,103.74	953,549.31
R & B 2	497,134.87	124,991.24	105,175.06	516,951.05
R & B 3	349,446.77	73,819.76	71,914.24	351,352.29
R & B 4	419,871.24	82,247.88	69,849.14	432,269.98
CC PARK	(5,739.14)	1,713.00	4,139.88	(8,166.02)
FEDERAL ROAD IMPROVMT	1,813.30	2.41	-	1,815.71
LINDEN ENTERPRISE FUND	23.83	14.48	14.46	23.85
FEDERAL IMPROVMT 0711037	0.47	-	-	0.47
FEMA DR-1999 TX 2011 WF	10.05	0.01	-	10.06
BEAR CREEK FMAG 2965-2011	4,233.99	53.49	47.85	4,239.63
TEXAS CDBG CONT. 713069	9.82	0.01	-	9.83
TEXAS CDBG CONT. 7216247	483.55	0.67	0.03	484.19
LAW LIBRARY	(16,623.69)	-	1,461.58	(18,085.27)
CDA ESCROW	315.99	0.42	-	316.41
CDA FORFEITURE	46,318.80	1,017.24	1,493.30	45,842.74
TEXAS HISTORICAL GRANT	27,358.86	77.57	38.78	27,397.65
ARK LA TEX SEIZ/FORFT	(268.45)	-	-	(268.45)
CDA FEDERAL FORFEITURE	21,690.33	117.00	14.79	21,792.54
SHERIFF FED FORFT	4,401.84	5.89	0.02	4,407.71
HOME GRANT PROJECTS 2017	(20,614.86)	-	-	(20,614.86)
CTIF 01-034 TXDOT GRANT	737.57	1.20	0.22	738.55
FEMA 4269	527.76	0.77	0.07	528.46
RIGHT OF WAY	111,502.13	804.15	95.09	112,211.19
FORESTRY FUND	590,339.98	1,433.68	578.31	591,195.35
COMBINED I & S- SERIES 2015	372,517.76	55,012.73	-	427,530.49
CONST & RENOVATION	18,783.42	30.81	-	18,814.23
I & S 2016	41,202.65	17,828.50	-	59,031.15
PAYROLL	12,035.80	-	-	12,035.80
SUB TOTAL	7,973,736.98	2,343,119.57	2,003,449.45	8,313,407.10
JUVENILE PROB	356,603.14	29,581.38	32,476.82	353,707.70
ADULT PROB	283,267.03	44,399.56	66,438.41	261,228.18
SATP TRACK III	8,836.22	2,839.55	11,675.77	-
COMM SVC RESTITUTION	2,076.45	2,424.62	4,501.07	-
AIP PROGRAM	(36,418.79)	-	-	(36,418.79)
MENTAL HEALTH INT. PRG.	18,977.11	-	7,005.59	11,971.52
CIVIL CHILD SUPPORT PRG.	65,943.33	832.00	-	66,775.33
HIGH RISK TREATMENT PRG	12,001.43	-	10,056.70	1,944.73
AGGRESSIVE BEHAVIOR PRG. 4	4,508.73	-	1,521.54	2,987.19
DRUG COURT	23,144.03	-	7,232.37	15,911.66
VETERANS PROGRAM	8,734.95	-	-	8,734.95
FINANCIAL RESPONSIBILITY	1,661.97	-	1,661.55	0.42
INDIGENT DEFENSE	17,998.11	23.30	0.06	18,021.35
TASK FORCE	910.10	1.21	-	911.31
TASK FORCE PI	44,054.70	112.78	50.99	44,116.49
CDA STATE FUNDS	5,821.44	6.92	3,473.85	2,354.51
CDA DISCRETIONARY	6,498.99	23.66	26.00	6,496.65
SUB TOTAL	824,618.94	80,244.98	146,120.72	758,743.20
GRAND TOTAL	8,798,355.92 ✓	2,423,364.55 ✓	2,149,570.17 ✓	9,072,150.30 ✓

RESPECTFULLY SUBMITTED,

Donna Early
DONNA EARLY

THE CASS COUNTY TREASURER'S REPORT
OF RECEIPTS AND DISBURSEMENTS
FOR THE MONTH OF NOVEMBER, 2018

CERTIFICATION

WE, THE UNDERSIGNED, certify that we have actually and fully inspected and counted all actual cash and assets in the hands of said Treasurer for the period beginning November 1, 2018 and ending November 30, 2018, and find the same to be true and correct, and order same to be entered upon the minutes of said court as required by Local Government Code, Sec. 114.026.

WITNESS OUR HAND, OFFICIALLY THIS 28TH DAY OF MAY, 2019.



COMMISSIONER, PRECINCT 1



COMMISSIONER, PRECINCT 2



COMMISSIONER, PRECINCT 3



COMMISSIONER, PRECINCT 4

COUNTY JUDGE

SWORN TO AND SUBSCRIBED BY EACH OF THE ABOVE; RESPECTIVELY, THIS 28TH DAY OF
MAY, 2019.



COUNTY CLERK



ACCOUNT NAME BEGINNING CASH BALANCE CASH RECEIPTS DISBURSEMENTS ENDING CASH BALANCE

2019 010 GENERAL FUND				
CASH	48,933.06	1,226,747.70	1,088,254.94	187,425.82
CASH-OPERATING	.00	.00	.00	.00
RECEIVABLES	2,031.44	.00	2,031.44	.00
TEXPOOL INVESTMENTS	83,110.64	150.55	.00	83,261.19
CD INVESTMENT	.00	.00	.00	.00
GB MONEY MARKET	1,146,509.96	403,748.88	301,874.44	1,248,384.40
STATE BANK MONEY MARKET	.00	.00	.00	.00
LAND,BUILDINGS & IMPROVEMENTS	.00	.00	.00	.00
EQUIPMENT,FURNITURE&FIXTURES	.00	.00	.00	.00
TCLASS MONEY MARKET	2,190,641.48	4,369.71	.00	2,195,011.19
TEXANA BANK CD	150,000.00	992.09	.00	150,992.09
FUND TOTALS	3,621,228.58	1,636,008.93	1,392,160.82	3,865,074.69

2019 011 DISTRICT & CO COURT@LAW FUND				
DISTRICT AND CO COURT@LAW CASH	216,071.90	42,809.89	60,558.36	233,820.37
CASH-OPERATING	.00	.00	.00	.00
C D INVESTMENT	.00	.00	.00	.00
RECEIVABLES	.00	.00	.00	.00
TEXPOOL INVESTMENTS	.00	.00	.00	.00
CD INVESTMENT	.00	.00	.00	.00
MAIN GB MONEY MARKET	.00	.00	.00	.00
STATE BANK MONEY MARKET	.00	.00	.00	.00
FUND TOTALS	216,071.90	42,809.89	60,558.36	233,820.37

2019 012 MAIN ROAD & BRIDGE				
CASH-MAIN R&B OPERATING	140,583.09	169,482.25	198,350.77	111,714.57
MAIN-CASH OPERATING	.00	.00	.00	.00
C D INVESTMENT	.00	.00	.00	.00
RECEIVABLES	.00	.00	.00	.00
INVESTMENTS	.00	.00	.00	.00
CD INVESTMENT	.00	.00	.00	.00
MAIN GB MONEY MARKET	19,256.08	54.60	27.30	19,283.38
STATE BANK MONEY MARKET	.00	.00	.00	.00
TCLASS MONEY MARKET	.37	.00	.37	.00
FUND TOTALS	159,839.54	169,536.85	198,378.44	130,997.95

2019 013 H.A.V.A.				
CASH	5,304.73	7.07	.00	5,311.80
CASH-OPERATING	.00	.00	.00	.00
RECEIVABLES	.00	.00	.00	.00
TEXPOOL INVESTMENTS	.00	.00	.00	.00
INVESTMENTS	.00	.00	.00	.00
FUND TOTALS	5,304.73	7.07	.00	5,311.80

2019 014 TOBACCO SETTLEMENT				
TOBACCO SETTLEMENT	.00	.00	.00	.00
CASH	25,846.30	34.47	.00	25,880.77
CASH-OPERATING	.00	.00	.00	.00
C.D. INVESTMENT	.00	.00	.00	.00
RECEIVABLES	.00	.00	.00	.00
TEXPOOL INVESTMENTS	57,598.57	104.29	.00	57,702.86
TOBACCO SETTLEMENT INVEST	.00	.00	.00	.00
GB MONEY MARKET	299,848.98	850.54	425.27	300,274.25
MAIN RR CD	241,176.94	545.13	.00	241,722.07
STATE BANK MONEY MARKET	.00	.00	.00	.00

ACCOUNT NAME	BEGINNING CASH BALANCE	CASH RECEIPTS	DISBURSEMENTS	ENDING CASH BALANCE
2019 015 BEAR CK DISASTER DONATION				
CASH-BEAR CK DISASTER DONATION	.00	.00	.00	.00
RECEIVABLES	.00	.00	.00	.00
FUND TOTALS	.00	.00	.00	.00
2019 016 JUVENILE PROBATION				
CASH - JUVENILE PROBATION	12,626.20	28,752.41	32,191.83	9,186.78
CASH-OPERATING	.00	.00	.00	.00
C D INVESTMENT	.00	.00	.00	.00
RECEIVABLES	.00	.00	.00	.00
TEXPOOL INVESTMENTS	143,038.55	258.99	.00	143,297.54
CD INVESTMENT	.00	.00	.00	.00
GB MONEY MARKET	200,938.39	569.98	284.99	201,223.38
STATE BANK MONEY MARKET	.00	.00	.00	.00
FUND TOTALS	356,603.14	29,581.38	32,476.82	353,707.70
2019 017 ADULT PROBATION				
CASH OPERATING-ADULT	33,347.66	43,669.92	56,171.91	20,845.67
CASH-OPERATING	.00	.00	.00	.00
C D INVESTMENT	.00	.00	.00	.00
RECEIVABLES	.00	.00	.00	.00
TEXPOOL INVESTMENTS	108,600.15	196.64	.00	108,796.79
CD INVESTMENT	.00	.00	.00	.00
GB MONEY MARKET	141,319.22	533.00	10,266.50	131,585.72
STATE BANK MONEY MARKET	.00	.00	.00	.00
FUND TOTALS	283,267.03	44,399.56	66,438.41	261,228.18
2019 018 CASS CO RESTITUTION CENTER				
RESTITUTION CENTER	.00	.00	.00	.00
CASH OPERATING-RESTITUTION CEN	.00	.00	.00	.00
CASH TO OPEN FNB BANK ACCT.	.00	.00	.00	.00
RECEIVABLES	.00	.00	.00	.00
TEXPOOL INVESTMENTS	.00	.00	.00	.00
C D INVESTMENT	.00	.00	.00	.00
CD INVESTMENT	.00	.00	.00	.00
FUND TOTALS	.00	.00	.00	.00
2019 019 SATP TRACK III				
CASH	8,836.22	2,839.55	11,675.77	.00
CASH-OPERATING	.00	.00	.00	.00
RECEIVABLES	.00	.00	.00	.00
CD INVESTMENTS	.00	.00	.00	.00
GB MONEY MARKET	.00	.00	.00	.00
STATE BANK MONEY MARKET	.00	.00	.00	.00
FUND TOTALS	8,836.22	2,839.55	11,675.77	.00
2019 020 COMMUNITY SERVICE RESTITUTION				
CASH OPERATING-CSR	2,076.45	2,424.62	4,501.07	.00
CASH-OPERATING	.00	.00	.00	.00
RECEIVABLES	.00	.00	.00	.00
CD INVESTMENTS	.00	.00	.00	.00
FUND TOTALS	2,076.45	2,424.62	4,501.07	.00

ACCOUNT NAME	BEGINNING CASH BALANCE	CASH RECEIPTS	CASH DISBURSEMENTS	ENDING CASH BALANCE
2019 021 ROAD AND BRIDGE #1				
CASH-ROAD & BRIDGE#1 OPERATING	13,553.57	75,253.28	78,674.17	10,132.68
CASH-OPERATING	.00	.00	.00	.00
C D INVESTMENT	.00	.00	.00	.00
RECEIVABLES	.00	.00	.00	.00
TEXPOOL INVESTMENTS	83,394.32	151.00	.00	83,545.32
CD INVESTMENT	.00	.00	.00	.00
MAIN GB MONEY MARKET	276,382.23	56,859.14	18,429.57	314,811.80
STATE BANK MONEY MARKET	.00	.00	.00	.00
TCLASS MONEY MARKET	543,974.54	1,084.97	.00	545,059.51
FUND TOTALS	917,304.66	133,348.39	97,103.74	953,549.31
2019 022 ROAD AND BRIDGE #2				
CASH - R&B #2 OPERATING	11,523.44	73,780.51	84,816.65	487.30
CASH-OPERATING	.00	.00	.00	.00
C D INVESTMENT	.00	.00	.00	.00
RECEIVABLES	.00	.00	.00	.00
TEXPOOL INVESTMENTS	93,283.34	168.90	.00	93,452.24
CD INVESTMENT	.00	.00	.00	.00
GB MONEY MARKET	229,375.55	50,716.82	20,358.41	259,733.96
STATE BANK MONEY MARKET	.00	.00	.00	.00
TCLASS MONEY MARKET	162,952.54	325.01	.00	163,277.55
FUND TOTALS	497,134.87	124,991.24	105,175.06	516,951.05
2019 023 ROAD AND BRIDGE #3				
CASH - ROAD & BRIDGE #3 OPER	10,144.02	54,907.63	51,533.84	13,517.81
CASH-OPERATING	.00	.00	.00	.00
C D INVESTMENT	.00	.00	.00	.00
RECEIVABLES	.00	.00	.00	.00
TEXPOOL INVESTMENTS	27,651.00	50.06	.00	27,701.06
CD INVESTMENT	.00	.00	.00	.00
GB MONEY MARKET	260,875.44	18,760.80	20,380.40	259,255.84
STATE BANK MONEY MARKET	.00	.00	.00	.00
TCLASS INVESTMENT POOL	50,776.31	101.27	.00	50,877.58
FUND TOTALS	349,446.77	73,819.76	71,914.24	351,352.29
2019 024 ROAD AND BRIDGE #4				
CASH-ROAD & BRIDGE#4 OPERAT.	10,969.19	51,147.21	54,390.63	7,725.77
CASH-OPERATING	.00	.00	.00	.00
C D INVESTMENT	.00	.00	.00	.00
RECEIVABLES	.00	.00	.00	.00
TEXPOOL INVESTMENTS	79,058.66	143.15	.00	79,201.81
CD INVESTMENT	.00	.00	.00	.00
MAIN GB MONEY MARKET	309,532.91	30,917.02	15,458.51	324,991.42
STATE BANK MONEY MARKET	.00	.00	.00	.00
TCLASS INVESTMENT POOL	20,310.48	40.50	.00	20,350.98
FUND TOTALS	419,871.24	82,247.88	69,849.14	432,269.98
2019 025 AIP PROGRAM				
CASH-	36,418.79	.00	.00	36,418.79
CASH-OPERATING	.00	.00	.00	.00
CD INVESTMENTS	.00	.00	.00	.00
RECEIVABLES	.00	.00	.00	.00

ACCOUNT NAME	BEGINNING CASH BALANCE	CASH RECEIPTS	CASH DISBURSEMENTS	ENDING CASH BALANCE
2019 026 CASS COUNTY RESOURCE RECOVERY				
CASS CO. RESOURCE REC/ CASH	.00	.00	.00	.00
RECEIVABLES	.00	.00	.00	.00
INVESTMENTS	.00	.00	.00	.00
FUND TOTALS	36,418.79-	.00	.00	36,418.79-
2019 027 COUNTY CLERK ARCHIVE FUND				
PRESERVATION- CASH ACCT.	.00	.00	.00	.00
FUND TOTALS	.00	.00	.00	.00
2019 028 CASS COUNTY PARK				
CASS COUNTY PARKS	.00	.00	.00	.00
CASH OPERATING - CC PARKS	5,739.14-	1,713.00	4,139.88-	8,166.02-
CASH-OPERATING	.00	.00	.00	.00
INVESTMENTS	.00	.00	.00	.00
FUND TOTALS	5,739.14-	1,713.00	4,139.88-	8,166.02-
2019 029 FEDERAL-ROAD IMPROVMT 0710197				
CASH-	1,813.30	2.41	.00	1,815.71
CASH OPERATING	.00	.00	.00	.00
RECEIVABLES-ROAD IMPROVEMENT	.00	.00	.00	.00
INVESTMENTS-ROAD IMPROVEMENT	.00	.00	.00	.00
INVESTMENTS-ROAD IMPROV	.00	.00	.00	.00
FUND TOTALS	1,813.30	2.41	.00	1,815.71
2019 030 LINDEN ENTERPRISE FUND				
CASH	9.38	14.46	.00	23.84
CASH-OPERATING	.00	.00	.00	.00
INVESTMENTS	.00	.00	.00	.00
CD INVESTMENTS	.00	.00	.00	.00
MONEY MARKET GB	14.45	.02	14.46-	.01
STATE BANK MONEY MARKET	.00	.00	.00	.00
FUND TOTALS	23.83	14.48	14.46-	23.85
2019 031 EMG WATERSHED AG-7442-C-110010				
CASH	.00	.00	.00	.00
RECEIVABLES	.00	.00	.00	.00
INVESTMENTS-ROAD IMPROVEMENT	.00	.00	.00	.00
INVESTMENTS	.00	.00	.00	.00
FUND TOTALS	.00	.00	.00	.00
2019 032 FEDERAL IMPROVEMENT 0711037				
CASH	.47	.00	.00	.47
RECEIVABLES	.00	.00	.00	.00
INVESTMENTS	.00	.00	.00	.00
INVESTMENTS	.00	.00	.00	.00
FUND TOTALS	.47	.00	.00	.47
2019 033 SATT PROGRAM				
CASH	.00	.00	.00	.00
CD INVESTMENTS	.00	.00	.00	.00
RECIEVABLES	.00	.00	.00	.00
INVESTMENTS	.00	.00	.00	.00

ACCOUNT NAME	BEGINNING CASH BALANCE	CASH RECEIPTS	CASH DISBURSEMENTS	ENDING CASH BALANCE
2019 034 MENTAL HEALTH INITIATIVE PRG				
CASH	18,977.11		7,005.59-	11,971.52
CASH-OPERATING	.00	.00	.00	.00
CD INVESTMENTS	.00	.00	.00	.00
RECEIVABLES	.00	.00	.00	.00
INVESTMENTS	.00	.00	.00	.00
CD INVESTMENTS	.00	.00	.00	.00
MONEY MARKET GB	.00	.00	.00	.00
STATE BANK MONEY MARKET	.00	.00	.00	.00
FUND TOTALS	18,977.11	.00	7,005.59-	11,971.52
2019 035 CIVIL CHILD SUPPORT PROGRAM				
CASH	18,443.33	832.00	.00	19,275.33
CASH-OPERATING	.00	.00	.00	.00
CD INVESTMENTS	.00	.00	.00	.00
RECEIVABLES	.00	.00	.00	.00
CD INVESTMENTS	.00	.00	.00	.00
GB MONEY MARKET	47,500.00	.00	.00	47,500.00
STATE BANK MONEY MARKET	.00	.00	.00	.00
FUND TOTALS	65,943.33	832.00	.00	66,775.33
2019 036 FEMA DR-1999-TX 2011 WILDFIRES				
CASH- 1999 FEMA WILDFIRES	10.05	.01	.00	10.06
CASH-OPERATING	.00	.00	.00	.00
RECEIVABLES	.00	.00	.00	.00
INVESTMENTS	.00	.00	.00	.00
INTEREST DISTRIBUTION	.00	.00	.00	.00
FUND TOTALS	10.05	.01	.00	10.06
2019 037 HIGH RISK TREATMENT PROGRAM				
CASH	12,001.43	.00	10,056.70-	1,944.73
CASH-OPERATING	.00	.00	.00	.00
CD INVESTMENTS	.00	.00	.00	.00
RECEIVABLES	.00	.00	.00	.00
INVESTMENTS	.00	.00	.00	.00
GB, MONEY MARKET	.00	.00	.00	.00
STATE BANK MONEY MARKET	.00	.00	.00	.00
FUND TOTALS	12,001.43	.00	10,056.70-	1,944.73
2019 038 BEAR CREEK FMAG 2965-2011				
CASH	4,186.20	53.37	.00	4,239.57
CASH OPERATING	.00	.00	.00	.00
RECEIVABLES	.00	.00	.00	.00
CD INVESTMENTS	.00	.00	.00	.00
INVESTMENTS	.00	.00	.00	.00
MONEY MARKET GB	47.79	.12	47.85-	.06
FUND TOTALS	4,233.99	53.49	47.85-	4,239.63
2019 039 TEXAS CDBG CONTRACT 713069				
CASH	9.82	.01	.00	9.83
RECEIVABLES	.00	.00	.00	.00
INVESTMENTS	.00	.00	.00	.00
INVESTMENTS	.00	.00	.00	.00
FUND TOTALS	9.82	.01	.00	9.83

ACCOUNT NAME	BEGINNING CASH BALANCE	CASH RECEIPTS	CASH DISBURSEMENTS	ENDING CASH BALANCE
2019 040 TEXAS CDBG CONTRACT 7216247				
CASH	483.52	.67	.00	484.19
INVESTMENTS	.00	.00	.00	.00
INVESTMENTS	.00	.00	.00	.00
GB MONEY MARKET	.03	.00	.03	.00
STATE BANK MONEY MARKET	.00	.00	.00	.00
FUND TOTALS	483.55	.67	.03	484.19
2019 041 LAW LIBRARY				
CASH - LAW LIBRARY OPERATING	16,623.69	.00	1,461.58	18,085.27
CASH OPERATING	.00	.00	.00	.00
C D INVESTMENT	.00	.00	.00	.00
RECEIVABLES	.00	.00	.00	.00
CD INVESTMENT	.00	.00	.00	.00
FUND TOTALS	16,623.69	.00	1,461.58	18,085.27
2019 042 INDIGENT DEFENSE GRANT (SB7)				
INDIGENT DEFENSE GRANT (SB7)	.00	.00	.00	.00
CASH-INDIGENT DEFENSE	17,901.62	23.10	.00	17,924.72
CASH OPERATING	.00	.00	.00	.00
CD INVESTMENT	.00	.00	.00	.00
RECEIVABLES	.00	.00	.00	.00
INVESTMENTS	45.73	.08	.00	45.81
TEXPOOL INVESTMENTS	.00	.00	.00	.00
BANK INVESTMENTS	.00	.00	.00	.00
MONEY MARKET GB	50.76	.12	.06	50.82
STATE BANK MONEY MARKET	.00	.00	.00	.00
FUND TOTALS	17,998.11	23.30	.06	18,021.35
2019 043 DIST ATT, ESCROW ACCOUNT				
DIST ATT, ESCROW ACCOUNT	.00	.00	.00	.00
CASH OPERATING-DA ESCROW ACCT	315.99	.42	.00	316.41
CASH OPERATING	.00	.00	.00	.00
C D INVESTMENT	.00	.00	.00	.00
RECEIVABLES	.00	.00	.00	.00
INVESTMENTS	.00	.00	.00	.00
CD INVESTMENT	.00	.00	.00	.00
MONEY MARKET GB	.00	.00	.00	.00
STATE BANK MONEY MARKET	.00	.00	.00	.00
FUND TOTALS	315.99	.42	.00	316.41
2019 044 C.D.A. FORFEITURE ACCOUNT				
C.D.A. FORFEITURE ACCOUNT	.00	.00	.00	.00
CASH OPERATING-CDA FORFEITURE	206.80	1,000.16	484.76	722.20
CASH OPERATING	.00	.00	.00	.00
C D INVESTMENT	.00	.00	.00	.00
RECEIVABLES	.00	.00	.00	.00
INVESTMENTS	39,994.33	.00	.00	39,994.33
CD INVESTMENT	.00	.00	.00	.00
GB MONEY MARKET	6,117.67	17.08	1,008.54	5,126.21
STATE BANK MONEY MARKET	.00	.00	.00	.00
FUND TOTALS	46,318.80	1,017.24	1,493.30	45,842.74
2019 045 REGIONAL INTRASTATE TASK FORCE				
ARK-LA-TEX NARC TASK FORCE	.00	.00	.00	.00
REGIONAL TASK FRC CASH	910.10	1.21	.00	911.31

ACCOUNT NAME	BEGINNING CASH BALANCE	CASH RECEIPTS	CASH DISBURSEMENTS	ENDING CASH BALANCE
2019 046 TASK FORCE PROGRAM INCOME				
TASK FORCE PROGRAM INCOME	.00	.00	.00	.00
TF PROGRAM INCOME-CASH	8,100.03	10.80	.00	8,110.83
CASH OPERATING	.00	.00	.00	.00
C D INVESTMENTS	.00	.00	.00	.00
RECEIVABLES	.00	.00	.00	.00
INVESTMENTS	.00	.00	.00	.00
CD INVESTMENTS	.00	.00	.00	.00
STATE BANK MONEY MARKET	.00	.00	.00	.00
FUND TOTALS	910.10	1.21	.00	911.31
2019 047 CDA-STATE FUNDS				
CDA STATE FUNDS	.00	.00	.00	.00
CASH	5,821.44	6.92	3,473.85	2,354.51
CASH OPERATING	.00	.00	.00	.00
C D INVESTMENTS	.00	.00	.00	.00
INVESTMENTS	.00	.00	.00	.00
CD INVESTMENTS	.00	.00	.00	.00
FUND TOTALS	5,821.44	6.92	3,473.85	2,354.51
2019 048 TEXAS HISTORICAL GRANT				
CASH	.00	.00	.00	.00
CASH OPERATING	10.62	.01	.00	10.63
C D INVESTMENTS	.00	.00	.00	.00
RECEIVABLES	.00	.00	.00	.00
INVESTMENTS	.00	.00	.00	.00
CD INVESTMENTS	.00	.00	.00	.00
GB MONEY MARKET	27,348.24	77.56	38.78	27,387.02
STATE BANK MONEY MARKET	.00	.00	.00	.00
FUND TOTALS	27,358.86	77.57	38.78	27,397.65
2019 050 ARK LA TEX SEIZ/FORFT.FUND				
ARK-LA-TEX FORF/SEIZ.	.00	.00	.00	.00
CASH	268.45	.00	.00	268.45
CASH OPERATING	.00	.00	.00	.00
C D INVESTMENTS	.00	.00	.00	.00
INVESTMENTS	.00	.00	.00	.00
CD INVESTMENT	.00	.00	.00	.00
FUND TOTALS	268.45	.00	.00	268.45
2019 051 CDA FORFEITURE FUNDS				
CDA FEDERAL FORFEITURES FUND	.00	.00	.00	.00
CASH	11,260.04	15.01	.00	11,275.05
CASH OPERATING	.00	.00	.00	.00
C D INVESTMENTS	.00	.00	.00	.00
TEXPOOL INVESTMENTS	.00	72.41	.00	72.41
CD INVESTMENT	.00	.00	.00	.00
MONEY MARKET	10,430.29	29.58	14.79	10,445.08

ACCOUNT NAME	BEGINNING CASH BALANCE	CASH RECEIPTS	CASH DISBURSEMENTS	ENDING CASH BALANCE
2019 052 SHERIFF FEDERAL FORFEITURES				
STATE BANK MONEY MARKET	.00	.00	.00	.00
FUND TOTALS	21,690.33	117.00	14.73-	21,792.54
2019 052 SHERIFF FEDERAL FORFEITURES				
CASH	.00	.00	.00	.00
CASH-OPERATING	4,401.82	5.89	.00	4,407.71
C D INVESTMENTS	.00	.00	.00	.00
INVESTMENTS	.00	.00	.00	.00
CD INVESTMENTS	.00	.00	.00	.00
MONEY MARKET GB	.02	.02	.00	.00
STATE BANK MONEY MARKET	.00	.00	.00	.00
FUND TOTALS	4,401.84	5.89	.02-	4,407.71
2019 055 HOME GRANT PROJECTS 2017				
CASH	.00	.00	.00	.00
CASH	20,614.86-	.00	.00	20,614.86-
CD INVESTMENTS	.00	.00	.00	.00
A/R	.00	.00	.00	.00
RECEIVABLES	.00	.00	.00	.00
FUND TOTALS	20,614.86-	.00	.00	20,614.86-
2019 060 MENTAL HEALTH PROGRAM # 4				
CASH	.00	.00	.00	.00
CD INVESTMENTS	.00	.00	.00	.00
RECEIVABLES	.00	.00	.00	.00
INVESTMENTS	.00	.00	.00	.00
MONEY MARKET GB	.00	.00	.00	.00
STATE BANK MONEY MARKET	.00	.00	.00	.00
FUND TOTALS	.00	.00	.00	.00
2019 061 AGGRESSIVE BEHAVIOR PROGRAM#20				
CASH	4,508.73	.00	1,521.54-	2,987.19
CD INVESTMENTS	.00	.00	.00	.00
RECEIVABLES	.00	.00	.00	.00
INVESTMENTS	.00	.00	.00	.00
GB MONEY MARKET	.00	.00	.00	.00
STATE BANK MONEY MARKET	.00	.00	.00	.00
FUND TOTALS	4,508.73	.00	1,521.54-	2,987.19
2019 062 CTIF-01-034 TXDOT GRANT				
CASH	737.35	1.20	.00	738.55
GB MONEY MARKET	.22	.00	.22-	.00
STATE BANK MONEY MARKET	.00	.00	.00	.00
FUND TOTALS	737.57	1.20	.22-	738.55
2019 063 CASS COUNTY DRUG COURT				
CASH	23,144.03	.00	7,232.37-	15,911.66
CD INVESTMENTS	.00	.00	.00	.00
RECEIVABLES	.00	.00	.00	.00
INVESTMENTS	.00	.00	.00	.00
GB MONEY MARKET	.00	.00	.00	.00
FUND TOTALS	23,144.03	.00	7,232.37-	15,911.66
2019 064 VETERANS PROGRAM				
CASH	8,734.95	.00	.00	8,734.95
CD INVESTMENTS	.00	.00	.00	.00

ACCOUNT NAME	BEGINNING CASH BALANCE	CASH RECEIPTS	CASH DISBURSEMENTS	ENDING CASH BALANCE
RECEIVABLES	.00	.00	.00	.00
INVESTMENTS	.00	.00	.00	.00
GB MONEY MARKET	.00	.00	.00	.00
STATE BANK MONEY MARKET	.00	.00	.00	.00
FUND TOTALS	8,734.95	.00	.00	8,734.95

2019 065 FEMA 4269				
CASH	527.69	.77	.00	528.46
GB MONEY MARKET	.07	.00	.07	.00
STATE BANK MONEY MARKET	.00	.00	.00	.00
FUND TOTALS	527.76	.77	.07	528.46

2019 066 FINANCIAL RESPONSIBILITY PROG				
FINANCIAL RESPONSIBILITY PGM	.00	.00	.00	.00
CASH	1,661.97	.00	1,661.55	.42
CD INVESTMENTS	.00	.00	.00	.00
RECEIVABLES	.00	.00	.00	.00
INVESTMENTS	.00	.00	.00	.00
GB MONEY MARKET	.00	.00	.00	.00
STATE BANK MONEY MARKET	.00	.00	.00	.00
FUND TOTALS	1,661.97	.00	1,661.55	.42

2019 070 RIGHT OF WAY FUND				
CASH -RIGHT OF WAY OPERATING	14,876.44	655.51	95.09	15,436.86
CASH-OPERATING	.00	.00	.00	.00
C D INVESTMENT	.00	.00	.00	.00
RECEIVABLES	.00	.00	.00	.00
INVESTMENTS	29,577.62	53.55	.00	29,631.17
CD INVESTMENT	.00	.00	.00	.00
MAIN MONEY MARKET GB	67,048.07	95.09	.00	67,143.16
STATE BANK MONEY MARKET	.00	.00	.00	.00
FUND TOTALS	111,502.13	804.15	95.09	112,211.19

2019 072 CASS COUNTY FORESTRY FUND				
CASH-CASS COUNTY FORESTRY FUND	32,532.63	43.39	.00	32,576.02
CASH OPERATING	.00	.00	.00	.00
C D INVESTMENT	.00	.00	.00	.00
RECEIVABLES	.00	.00	.00	.00
INVESTMENTS	47,899.31	86.73	.00	47,986.04
CD INVESTMENT	.00	.00	.00	.00
MAIN GB MONEY MARKET	407,750.07	1,156.62	578.31	408,328.38
STATE BANK MONEY MARKET	.00	.00	.00	.00
MAIN TEXAR CD	102,157.97	146.94	.00	102,304.91
TCLASS INVESTMENT POOL	.00	.00	.00	.00
FUND TOTALS	590,339.98	1,433.68	578.31	591,195.35

2019 080 CASS COUNTY JAIL CONSTRUCTION				
CASH-CASS CO JAIL CONST	.00	.00	.00	.00
C D INVESTMENT	.00	.00	.00	.00
RECEIVABLES	.00	.00	.00	.00
INVESTMENTS-CC JAIL CONST	.00	.00	.00	.00
CD INVESTMENT	.00	.00	.00	.00
FUND TOTALS	.00	.00	.00	.00

2019 081 CC JAIL INT & SINKING				
CASH-CC JAIL INT & SINKING	.00	.00	.00	.00
C D INVESTMENT	.00	.00	.00	.00

ACCOUNT NAME	BEGINNING CASH BALANCE	CASH RECEIPTS	CASH DISBURSEMENTS	ENDING CASH BALANCE
2019 082 RESOURCE RECOVERY I&S				
CASH-CC RESOURCE RECOVERY	.00	.00	.00	.00
PETTY CASH	.00	.00	.00	.00
C D INVESTMENT	.00	.00	.00	.00
RECEIVABLES	.00	.00	.00	.00
INVESTMENTS	.00	.00	.00	.00
BANK INVESTMENT	.00	.00	.00	.00
FUND TOTALS	.00	.00	.00	.00
2019 083 RESOURCE RECOVERY INT&SINKING				
CASH-RES REC INT&SINKING	.00	.00	.00	.00
C D INVESTMENT	.00	.00	.00	.00
RECEIVABLES	.00	.00	.00	.00
INVESTMENTS	.00	.00	.00	.00
BANK INVESTMENT	.00	.00	.00	.00
FUND TOTALS	.00	.00	.00	.00
2019 084 COMBINED INTEREST & SINKING				
COMBINED INTEREST & SINKING	.00	.00	.00	.00
CASH	7,151.94	9.70	.00	7,161.64
CASH-OPERATING	.00	.00	.00	.00
CD INVESTMENT	.00	.00	.00	.00
RECEIVABLES	.00	.00	.00	.00
INVESTMENTS	.00	.00	.00	.00
BANK INVESTMENTS	.00	.00	.00	.00
CI&S STATE BANK MONEY MARKET	.00	.00	.00	.00
CI&S GB MM	365,365.82	55,003.03	.00	420,368.85
FUND TOTALS	372,517.76	55,012.73	.00	427,530.49
2019 085 LAW ENFORC. CONSTRUCTION FUND				
06 CONSTRUCTION & RENOVATION	6,689.27	8.92	.00	6,698.19
CASH OPERATING	.00	.00	.00	.00
C D INVESTMENT	.00	.00	.00	.00
INVESTMENTS	12,094.15	21.89	.00	12,116.04
CD INVESTMENTS	.00	.00	.00	.00
MAIN MONEY MARKET GB	.00	.00	.00	.00
STATE BANK MONEY MARKET	.00	.00	.00	.00
FUND TOTALS	18,783.42	30.81	.00	18,814.23
2019 086 INTEREST & SINKING SERIES 2016				
CASH	5,441.57	7.38	.00	5,448.95
CASH OPERATING	.00	.00	.00	.00
CD INVESTMENTS	.00	.00	.00	.00
RECEIVABLES	.00	.00	.00	.00
INVESTMENTS	.00	.00	.00	.00
BANK INVESTMENTS	.00	.00	.00	.00
CI&S STATE BANK MONEY MARKET	.00	.00	.00	.00
CI&S GB MM	35,761.08	17,821.12	.00	53,582.20
FUND TOTALS	41,202.65	17,828.50	.00	59,031.15
2019 089 CDA DISCRETIONARY FUND				
CASH	6,498.99	23.66	26.00	6,496.65

ACCOUNT NAME	BEGINNING CASH BALANCE	CASH RECEIPTS	CASH DISBURSEMENTS	ENDING CASH BALANCE
2019 090 PAYROLL				
PAYROLL FUND	.00	.00	.00	.00
PAYROLL CASH	12,035.80	.00	.00	12,035.80
CASH OPERATING	.00	.00	.00	.00
FUND TOTALS	12,035.80	.00	.00	12,035.80
2019 096 GENERAL FIXED ASSETS				
CASH	.00	.00	.00	.00
LAND, BLDGS & IMPROVEMENTS	.00	.00	.00	.00
EQUIP, FURN, & FIXTURES	.00	.00	.00	.00
CAPITAL LEASE ASSETS (AUTOS)	.00	.00	.00	.00
CONSTRUCTION IN PROGRESS	.00	.00	.00	.00
FUND TOTALS	.00	.00	.00	.00
2019 097 GENERAL LONG TERM DEBT				
CASH	.00	.00	.00	.00
FUND TOTALS	.00	.00	.00	.00
GRAND TOTALS	8,798,355.92	2,423,364.55	2,149,570.17	9,072,150.30

FUND NAME	CHECKING ACCOUNT	CHECKING AMOUNT	TDOA ACCOUNT	TDOA AMOUNT	FUND TOTAL
2019 010 GENERAL FUND	MAIN	187,425.82	MAIN TDOA MAIN GB MM MAIN SB MM MAIN TCLAS MAIN TA CD	83,261.19 1,248,384.40 2,195,011.19 150,992.09	3,865,074.69
2019 011 DISTRICT & CO COURT@LAW FUNMAIN		233,820.37-	MAIN TDOA MAIN GB MM MAIN SB MM		233,820.37-
2019 012 MAIN ROAD & BRIDGE	MAIN	111,714.57	MAIN TDOA MAIN GB MM MAIN SB MM MAIN TCLAS	19,283.38	130,997.95
2019 013 H.A.V.A.	MAIN	5,311.80	MAIN TDOA		5,311.80
2019 014 TOBACCO SETTLEMENT	MAIN	25,880.77	MAIN TDOA MAIN GB MM MAIN RR CD MAIN SB MM MAIN DC CD MAIN RR SV MAIN TX CD MAIN TX SV	57,702.86 300,274.25 241,722.07 241,581.70 15.26 143,227.08 25.00	1,010,428.99
2019 015 BEAR CK DISASTER DONATION BRCREEK					
2019 016 JUVENILE PROBATION	MAIN	9,186.78	MAIN TDOA MAIN GB MM MAIN SB MM	143,297.54 201,223.38	353,707.70
2019 017 ADULT PROBATION	MAIN	20,845.67	MAIN TDOA MAIN GB MM MAIN SB MM	108,796.79 131,585.72	261,228.18
2019 018 CASS CO RESTITUTION CENTER	MAIN		MAIN TDOA		
2019 019 SATP TRACK III	MAIN		MAIN GB MM MAIN SB MM		
2019 020 COMMUNITY SERVICE RESTITUTIMAIN			MAIN GB MM MAIN SB MM		
2019 021 ROAD AND BRIDGE #1	MAIN	10,132.66	MAIN TDOA MAIN GB MM MAIN SB MM MAIN TCLAS	83,545.32 314,811.80	953,549.31
2019 022 ROAD AND BRIDGE #2	MAIN	487.30	MAIN TDOA MAIN GB MM MAIN SB MM MAIN TCLAS	93,452.24 259,733.96	516,951.05
2019 023 ROAD AND BRIDGE #3	MAIN	13,517.81	MAIN TDOA MAIN GB MM	163,277.55 27,701.06 259,255.84	

FUND NAME	CHECKING ACCOUNT	CHECKING AMOUNT	TDOA ACCOUNT	TDOA AMOUNT	FUND TOTAL
2019 024 ROAD AND BRIDGE #4	MAIN	7,725.77	MAIN SB MM MAIN TCLAS	50,877.58	351,352.29
2019 025 AIP PROGRAM	MAIN	36,418.79-	MAIN TDOA		36,418.79-
2019 026 CASS COUNTY RESOURCE RECOVERMAIN			MAIN TDOA		
2019 027 COUNTY CLERK ARCHIVE FUND	MAIN		MAIN TDOA		
2019 028 CASS COUNTY PARK	MAIN	8,166.02-			8,166.02-
2019 029 FEDERAL-ROAD IMPROVMT 071019MAIN	MAIN	1,815.71	MAIN TDOA		1,815.71
2019 030 LINDEN ENTERPRISE FUND	MAIN	23.84	MAIN TDOA MAIN GB MM MAIN SB MM	.01	23.85
2019 031 EMG WATERSHED AG-7442-C-1100MAIN			MAIN TDOA		
2019 032 FEDERAL IMPROVEMENT 0711037 MAIN	MAIN	.47	MAIN TDOA		.47
2019 033 SATT PROGRAM	MAIN		MAIN TDOA		
2019 034 MENTAL HEALTH INITIATIVE PRGMAIN			MAIN TDOA MAIN GB MM MAIN SB MM		11,971.52
2019 035 CIVIL CHILD SUPPORT PROGRAM MAIN	MAIN	19,275.33	MAIN GB MM MAIN SB MM	47,500.00	66,775.33
2019 036 FEMA DR-1999-TX 2011 WILDFIRMAIN			MAIN TDOA		10.06
2019 037 HIGH RISK TREATMENT PROGRAM MAIN	MAIN	1,944.73	MAIN TDOA MAIN GB MM MAIN SB MM		1,944.73
2019 038 BEAR CREEK FMAG 2965-2011 MAIN	MAIN	4,239.57	MAIN TDOA MAIN GB MM	.06	4,239.63
2019 039 TEXAS CDBG CONTRACT 713069 MAIN	MAIN	9.83			9.83
2019 040 TEXAS CDBG CONTRACT 7216247 MAIN	MAIN	484.19	MAIN GB MM MAIN SB MM		484.19
2019 041 LAW LIBRARY	MAIN	18,085.27-			18,085.27-
2019 042 INDIGENT DEFENSE GRANT (SB7)MAIN	MAIN	17,924.72	MAIN TDOA MAIN GB MM MAIN SB MM	45.81 50.82	18,021.35

FUND NAME	CHECKING ACCOUNT	CHECKING AMOUNT	TDOA ACCOUNT	TDOA AMOUNT	FUND TOTAL
2019 043 DIST ATT, ESCROW ACCOUNT	MAIN	316.41	MAIN TDOA MAIN GB MM MAIN SB MM		316.41
2019 044 C.D.A.FORFEITURE ACCOUNT	MAIN	722.20	MAIN TDOA MAIN GB MM MAIN SB MM	39,994.33 5,126.21	45,842.74
2019 045 REGIONAL INTRASTATE TASK FORMAIN		911.31	MAIN SB MM		911.31
2019 046 TASK FORCEEE PROGRAM INCOME	MAIN	8,110.83	MAIN GB MM MAIN SB MM	36,005.66	44,116.49
2019 047 CDA-STATE FUNDS	MAIN	2,354.51			2,354.51
2019 048 TEXAS HISTORICAL GRANT	MAIN	10.63	MAIN GB MM MAIN SB MM	27,387.02	27,397.65
2019 050 ARK LA TEX SEIZ/FORFT.FUND	MAIN	268.45-			268.45-
2019 051 CDA FORFEITURE FUNDS	MAIN	11,275.05	MAIN TDOA MAIN GB MM MAIN SB MM	72.41 10,445.08	21,792.54
2019 052 SHERIFF FEDERAL FORFEITURES	MAIN	4,407.71	MAIN TDOA MAIN GB MM MAIN SB MM		4,407.71
2019 055 HOME GRANT PROJECTS 2017	MAIN	20,614.86-			20,614.86-
2019 060 MENTAL HEALTH PROGRAM # 4	MAIN		MAIN TDOA MAIN GB MM MAIN SB MM		
2019 061 AGGRESSIVE BEHAVIOR PROGRAM#MAIN		2,987.19	MAIN TDOA MAIN GB MM MAIN SB MM		2,987.19
2019 062 CTIF-01-034 TXDOT GRANT	MAIN	738.55	MAIN GB MM MAIN SB MM		738.55
2019 063 CASS COUNTY DRUG COURT	MAIN	15,911.66	MAIN TDOA		15,911.66
2019 064 VETERANS PROGRAM	MAIN	8,734.95	MAIN TDOA MAIN GB MM MAIN SB MM		8,734.95
2019 065 FEMA 4269	MAIN	528.46	MAIN GB MM MAIN SB MM		528.46
2019 066 FINANCIAL RESPONSIBILITY PROMAIN		.42	MAIN TDOA MAIN GB MM MAIN SB MM		.42
2019 070 RIGHT OF WAY FUND	MAIN	15,436.86	MAIN TDOA MAIN GB MM	29,631.17 67,143.16	

FUND NAME	CHECKING ACCOUNT	CHECKING AMOUNT	TDOA ACCOUNT	TDOA AMOUNT	FUND TOTAL
2019 072 CASS COUNTY FORESTRY FUND	MAIN	32,576.02	MAIN SB MM MAIN TDOA MAIN GB MM MAIN SB MM MAIN TX CD MAIN TCLAS	47,986.04 408,328.38 102,304.91	112,211.19
2019 080 CASS COUNTY JAIL CONSTRUCTIOCC JAIL CO			CCJC-TDOA CC JAIL CD		
2019 081 CC JAIL INT & SINKING	CC JAILI&S		CCJIS-TDOA JAIL I&S CD		
2019 082 RESOURCE RECOVERY I&S	CC SW CONS		CCSMC-TDOA SW CONSTCD		
2019 083 RESOURCE RECOVERY INT&SINKINCC SW I&S			CCSWIS-TDO SW I&S CD		
2019 084 COMBINED INTEREST & SINKING CI&S		7,161.64	CI&S CI&S SB MM CI&S GB MM	420,368.85	427,530.49
2019 085 LAW ENFORC.CONSTRUCTION FUNDMAIN		6,698.19	MAIN TDOA MAIN GB MM MAIN SB MM	12,116.04	18,814.23
2019 086 INTEREST & SINKING SERIES 20CI&S		5,448.95	CI&S SB MM CI&S GB MM	53,582.20	59,031.15
2019 089 CDA DISCRETIONARY FUND	MAIN	6,496.65			6,496.65
2019 090 PAYROLL	PAYROLL	12,035.80			12,035.80
2019 096 GENERAL FIXED ASSETS					
2019 097 GENERAL LONG TERM DEBT					
TOTAL		275,419.17		8,796,731.13	9,072,150.30 ✓

CHECK ACCOUNT

ACCOUNT BALANCE - MAIN
 ACCOUNT BALANCE - CI&S
 ACCOUNT BALANCE - PAYROLL

250,772.78
 12,610.59
 12,035.80

TOTAL

275,419.17 *

TDOA ACCOUNT

ACCOUNT BALANCE - MAIN TDOA
 ACCOUNT BALANCE - MAIN GB MM
 ACCOUNT BALANCE - MAIN TCLAS
 ACCOUNT BALANCE - MAIN TA CD
 ACCOUNT BALANCE - MAIN RR CD
 ACCOUNT BALANCE - MAIN DC CD
 ACCOUNT BALANCE - MAIN RR SV
 ACCOUNT BALANCE - MAIN TX CD
 ACCOUNT BALANCE - MAIN TX SV
 ACCOUNT BALANCE - CI&S GB MM

806,804.61
 3,661,530.55
 2,974,576.81
 150,992.09
 241,722.07
 241,581.70
 15.26
 245,531.99
 25.00
 473,951.05

TOTAL

8,796,731.13 *

* 9,072,150.30 ✓

**TEXPOOL INVESTMENTS
FOR THE MONTH OF NOVEMBER, 2018**

FUND	BEGINNING BALANCE	INTEREST & PURCHASES	DECREASE	BOOK VALUE
General	83,110.64	150.55	-	83,261.19
Tobacco Settlement	57,598.57	104.29	-	57,702.86
Juvenile Probation	143,038.55	258.99	-	143,297.54
Adult Probation	108,600.15	196.64	-	108,796.79
R & B # 1	83,394.32	151.00	-	83,545.32
R & B # 2	93,283.34	168.90	-	93,452.24
R & B # 3	27,651.00	50.06	-	27,701.06
R & B # 4	79,058.66	143.15	-	79,201.81
Indigent Defense Grant	45.73	0.08	-	45.81
CDA Forfeiture	39,994.33	-	-	39,994.33
CDA Federal Forfeiture Fund	-	72.41	-	72.41
Right of Way	29,577.62	53.55	-	29,631.17
Forestry	47,899.31	86.73	-	47,986.04
Construction & Renovation	12,094.15	21.89	-	12,116.04
TOTAL	805,346.37	1,458.24 ✓	-	806,804.61 ✓

Attached is a letter from TexPool stating the book and market value of their funds.

RESPECTFULLY SUBMITTED THIS 28TH DAY OF MAY, 2019.



 DONNA EARLY
 CASS COUNTY TREASURER

**GUARANTY BANK AND TRUST ALL ACCOUNTS
FOR THE MONTH OF NOVEMBER, 2018**

Attached is a list of balances for **all** funds in Guaranty Bank and Trust under the Federal ID Number for Cass County and a copy of the pledged securities listing book and market value.

BALANCE ALL ACCOUNTS	6,580,411.94
FDIC INSURANCE	500,000.00
BOOK VALUE	7,312,284.86
MARKET VALUE PLEDGED	7,100,725.51
PLEDGED EXCESS	1,020,313.57

RESPECTFULLY SUBMITTED THIS 28TH DAY OF MAY, 2019.


DONNA EARLY
CASS COUNTY TREASURER

**GUARANTY BANK AND TRUST GENERAL MM
FOR THE MONTH OF NOVEMBER, 2018**


FUND	BEGINNING BALANCE	INTEREST & PURCHASES	DECREASE	BOOK VALUE
General	1,146,509.96	403,748.88	301,874.44	1,248,384.40
Main R & B	19,256.08	54.60	27.30	19,283.38
Tobacco	299,848.98	850.54	425.27	300,274.25
Juvenile Probation	200,938.39	569.98	284.99	201,223.38
Adult Probation	141,319.22	533.00	10,266.50	131,585.72
R & B 1	276,382.23	56,859.14	18,429.57	314,811.80
R & B 2	229,375.55	50,716.82	20,358.41	259,733.96
R & B 3	260,875.44	18,760.80	20,380.40	259,255.84
R & B 4	309,532.91	30,917.02	15,458.51	324,991.42
Linden Enterprise Fund	14.45	0.02	14.46	0.01
Civil Child Support Prgm.	47,500.00	-	-	47,500.00
Bear Creek FMAG 2965-2011	47.79	0.12	47.85	0.06
TX CDBG CONTRACT 7216247	0.03	-	0.03	-
Indigent Defense Grant	50.76	0.12	0.06	50.82
CDA Forfeiture Account	6,117.67	17.08	1,008.54	5,126.21
Task Force PI	35,954.67	101.98	50.99	36,005.66
Texas Historical Grant	27,348.24	77.56	38.78	27,387.02
CDA Forfeiture Funds	10,430.29	29.58	14.79	10,445.08
Sheriff Federal Forfeiture	0.02	-	0.02	-
CTIF-01-034 TXDOT Grant	0.22	-	0.22	-
FEMA 4269	0.07	-	0.07	-
Right of Way	67,048.07	95.09	-	67,143.16
Cass County Forestry	407,750.07	1,156.62	578.31	408,328.38
TOTAL	3,486,301.11	564,488.95	389,259.51	3,661,530.55

**GUARANTY BANK AND TRUST CI&S MM
FOR THE MONTH OF NOVEMBER, 2018**

FUND	BEGINNING BALANCE	INTEREST & PURCHASES	DECREASE	BOOK VALUE
Combined I&S Series 2015	365,365.82	55,003.03	-	420,368.85
I&S Series 2016	35,761.08	17,821.12	-	53,582.20
TOTAL	401,126.90	72,824.15	-	473,951.05

BALANCE ALL MM ACCOUNTS **4,135,481.60**

RESPECTFULLY SUBMITTED THIS 28TH DAY OF MAY, 2019.


 DONNA EARLY
 CASS COUNTY TREASURER

**TEXAS CLASS INVESTMENTS
FOR THE MONTH OF NOVEMBER, 2018**

FUND	BEGINNING BALANCE	INTEREST & PURCHASES	DECREASE	BOOK VALUE
General	2,190,641.48	4,369.71	-	2,195,011.19
Main R & B	0.37	-	0.37	-
R & B 1	543,974.54	1,084.97	-	545,059.51
R & B 2	162,952.54	325.01	-	163,277.55
R & B 3	50,776.31	101.27	-	50,877.58
R & B 4	20,310.48	40.50	-	20,350.98
TOTAL	2,968,655.72	5,921.46	0.37	2,974,576.81 ✓

Attached is a letter from Texas CLASS stating the book and market value of their funds.

RESPECTFULLY SUBMITTED THIS 28TH DAY OF MAY, 2019.



 DONNA EARLY
 CASS COUNTY TREASURER

**TEXANA BANK CD
FOR THE MONTH OF NOVEMBER, 2018**

FUND	BEGINNING BALANCE	INTEREST & PURCHASES	DECREASE	BOOK VALUE
General	150,000.00	992.09	-	150,992.09
TOTAL	150,000.00	992.09 ✓	-	150,992.09 ✓
 BALANCE ALL ACCOUNTS	 150,992.09 ✓			
FDIC INSURANCE	150,992.09			

Attached is a list of balances for all county funds in Texana Bank.

RESPECTFULLY SUBMITTED THIS 28TH DAY OF MAY, 2019.



 DONNA EARLY
 CASS COUNTY TREASURER

**RED RIVER FEDERAL CREDIT UNION SAVINGS
FOR THE MONTH OF NOVEMBER, 2018**

FUND	BEGINNING BALANCE	INTEREST & PURCHASES	DECREASE	BOOK VALUE
Tobacco	15.26	-	-	15.26
TOTAL	15.26	-	-	15.26 ✓

**RED RIVER FEDERAL CREDIT UNION CD
FOR THE MONTH OF NOVEMBER, 2018**

FUND	BEGINNING	INTEREST &	DECREASE	BOOK VALUE
Tobacco	241,176.94	545.13	-	241,722.07
TOTAL	241,176.94	545.13	-	241,722.07 ✓

BALANCE ALL ACCOUNTS **241,737.33**
 NCUA INSURANCE **241,737.33**

Attached is a list of balances for all county funds in the Red River Federal Credit Union.

RESPECTFULLY SUBMITTED THIS 28TH DAY OF MAY, 2019.



 DONNA EARLY
 CASS COUNTY TREASURER


**DOMINO FEDERAL CREDIT UNION CD
FOR THE MONTH OF NOVEMBER, 2018**

FUND	BEGINNING BALANCE	INTEREST & PURCHASES	DECREASE	BOOK VALUE
Tobacco	241,086.32	495.38	-	241,581.70
TOTAL	241,086.32	495.38	-	241,581.70

BALANCE ALL ACCOUNTS **241,581.70** ✓
 NCUA INSURANCE **241,581.70**

Attached is a list of balances for all county funds in the Domino Federal Credit Union.

RESPECTFULLY SUBMITTED THIS 28TH DAY OF MAY, 2019.



 DONNA EARLY
 CASS COUNTY TREASURER

**TEXAR FEDERAL CREDIT UNION SAVINGS
FOR THE MONTH OF NOVEMBER, 2018**

FUND	BEGINNING BALANCE	INTEREST & PURCHASES	DECREASE	BOOK VALUE
Tobacco	25.00	-	-	25.00
TOTAL	25.00	-	-	25.00 ✓

**TEXAR FEDERAL CREDIT UNION CD
FOR THE MONTH OF NOVEMBER, 2018**

FUND	BEGINNING BALANCE	INTEREST & PURCHASES	DECREASE	BOOK VALUE
Tobacco	143,021.36	205.72	-	143,227.08
Cass County Forestry	102,157.97	146.94	-	102,304.91
TOTAL	245,179.33	352.66	-	245,531.99 ✓

BALANCE ALL ACCOUNTS **245,556.99** ✓
 NCUA INSURANCE **245,556.99**

Attached is a list of balances for all county funds in the TEXAR Federal Credit Union.

RESPECTFULLY SUBMITTED THIS 28TH DAY OF MAY, 2019.



 DONNA EARLY
 CASS COUNTY TREASURER