


Cass County Treasurer's Report

March
2019

**THE CASS COUNTY TREASURER'S REPORT OF RECEIPTS
FOR THE MONTH OF MARCH, 2019**

Source	2018	2019
Justice of Peace #1	28,853.02	16,543.21
Justice of Peace #2	7,660.90	2,844.45
Justice of Peace #3	23,813.89	20,464.95
Justice of Peace #4	9,193.50	11,129.79
Constables	275.00	-
County Clerk	34,129.75	31,209.40
District Clerk	62,421.10	-
Cass County Sheriff	748.00	1,039.00
Tax Collector	1,551,830.25	1,450,513.66
State of Texas	65,550.85	8,779.55
State of Texas Reimb	25,757.99	4,491.22
Forfeiture/Seizures	-	-
U.S. Treasury	-	-
Interest	18,239.37	23,322.62
Royalties	-	-
Cass County Park	142.00	1,878.61
Sales	81.20	199.20
Miscellaneous	6,193.00	3,074.00
Miscellaneous Reimb	3,353.86	5,190.30
Transferred Funds	-	-
Sub-Total	1,838,243.68	1,580,679.96
AIP Program	-	-
DOEP	-	1,250.00
Juvenile Probation	44,810.00	22,361.00
Adult Probation	33,655.77	30,058.50
Others/Miscellaneous	5,969.97	8,763.50
State/Others	181,408.19	197,738.44
CDA Discretionary	90.00	348.38
Sub-Total	265,933.93	260,519.82
Grand Total	2,104,177.61	1,841,199.78 ✓
NET SALARY	357,487.19	369,704.94 ✓

RESPECTFULLY SUBMITTED,



DONNA EARLY
CASS COUNTY TREASURER

**THE CASS COUNTY TREASURER'S REPORT
OF RECEIPTS AND DISBURSEMENTS
FOR THE MONTH OF MARCH, 2019**

FUND	BEG. BAL.	RECEIVED	DISBURSED	BALANCE
General	7,329,988.05	2,621,565.44	2,166,800.87	7,784,752.62
Jury Fund	(73,358.55)	47,309.87	30,345.02	(56,393.70)
Main R & B	776,055.76	408,231.97	301,109.33	883,178.40
H.A.V.A.	5,337.91	7.49	-	5,345.40
TOBACCO SETTLEMENT	1,015,900.65	1,851.36	-	1,017,752.01
R & B 1	870,495.50	145,096.55	120,541.95	895,050.10
R & B 2	533,000.81	133,689.87	113,080.07	553,610.61
R & B 3	359,363.87	72,392.57	72,344.33	359,412.11
R & B 4	408,156.54	95,365.03	84,055.91	419,465.66
CC PARK	(17,684.82)	1,935.00	4,633.95	(20,383.77)
FEDERAL ROAD IMPROVMT	1,824.63	2.55	-	1,827.18
LINDEN ENTERPRISE FUND	23.94	0.03	-	23.97
FEDERAL IMPROVMT 0711037	0.47	-	-	0.47
FEMA DR-1999 TX 2011 WF	10.08	0.01	-	10.09
BEAR CREEK FMAG 2965-2011	4,260.46	5.97	-	4,266.43
TEXAS CDBG CONT. 713069	9.85	0.01	-	9.86
TEXAS CDBG CONT. 7216247	486.53	0.68	-	487.21
LAW LIBRARY	(20,466.01)	-	1,681.58	(22,147.59)
CDA ESCROW	317.93	0.44	-	318.37
CDA FORFEITURE	44,287.84	88.13	-	44,375.97
TEXAS HISTORICAL GRANT	27,512.12	37.75	-	27,549.87
ARK LA TEX SEIZ/FORFT	(268.45)	-	-	(268.45)
CDA FEDERAL FORFEITURE	21,891.65	30.42	-	21,922.07
SHERIFF FED FORFT	4,429.38	6.21	-	4,435.59
HOME GRANT PROJECTS 2017	(662.91)	-	-	(662.91)
CTIF 01-034 TXDOT GRANT	742.15	1.04	-	743.19
FEMA 4269	531.03	0.74	-	531.77
RIGHT OF WAY	116,166.45	841.80	-	117,008.25
FORESTRY FUND	863,672.84	16,205.15	30,890.96	848,987.03
COMBINED I & S- SERIES 2015	360,730.45	64,016.67	-	424,747.12
CONST & RENOVATION	18,917.69	34.45	-	18,952.14
I & S 2016	170,956.34	22,849.50	-	193,805.84
PAYROLL	12,035.80	-	-	12,035.80
SUB TOTAL	12,834,665.98	3,631,566.70	2,925,483.97	13,540,748.71
JUVENILE PROB	336,395.11	44,939.79	51,040.03	330,294.87
ADULT PROB	256,178.26	155,548.64	95,455.92	316,270.98
SATP TRACK III	-	29,250.00	14,601.42	14,648.58
COMM SVC RESTITUTION	-	10,475.00	4,480.89	5,994.11
AIP PROGRAM	(36,418.79)	-	-	(36,418.79)
MENTAL HEALTH INT. PRG.	16,219.84	21,301.00	5,452.23	32,068.61
CIVIL CHILD SUPPORT PRG.	69,979.26	1,928.50	873.71	71,034.05
HIGH RISK TREATMENT PRG	1,943.55	29,616.00	9,917.83	21,641.72
AGGRESSIVE BEHAVIOR PRG. 4	1,623.15	3,343.00	1,854.80	3,111.35
DRUG COURT	12,136.17	18,750.00	5,491.66	25,394.51
VETERANS PROGRAM	8,734.95	-	-	8,734.95
FINANCIAL RESPONSIBILITY	-	3,379.00	1,794.88	1,584.12
INDIGENT DEFENSE	18,109.98	6,892.68	-	25,002.66
TASK FORCE	915.76	1.28	-	917.04
TASK FORCE PI	44,306.85	61.06	-	44,367.91
CDA STATE FUNDS	6,576.74	8.47	1,470.96	5,114.25
CDA DISCRETIONARY	6,784.21	358.34	60.54	7,082.01
SUB TOTAL	743,485.04	325,852.76	192,494.87	876,842.93
GRAND TOTAL	13,578,151.02 ✓	3,957,419.46 ✓	3,117,978.84 ✓	14,417,591.64 ✓

RESPECTFULLY SUBMITTED,

Donna Early

DONNA EARLY
CASS COUNTY TREASURER

THE CASS COUNTY TREASURER'S REPORT
OF RECEIPTS AND DISBURSEMENTS
FOR THE MONTH OF MARCH, 2019

CERTIFICATION

WE, THE UNDERSIGNED, certify that we have actually and fully inspected and counted all actual cash and assets in the hands of said Treasurer for the period beginning March 1, 2019 and ending March 31, 2019, and find the same to be true and correct, and order same to be entered upon the minutes of said court as required by Local Government Code, Sec. 114.026.

WITNESS OUR HAND, OFFICIALLY THIS 25TH DAY OF JUNE, 2019.



COMMISSIONER, PRECINCT 1



COMMISSIONER, PRECINCT 2



COMMISSIONER, PRECINCT 3



COMMISSIONER, PRECINCT 4



COUNTY JUDGE

SWORN TO AND SUBSCRIBED BY EACH OF THE ABOVE; RESPECTIVELY, THIS 25TH DAY OF JUNE, 2019.



COUNTY CLERK

ACCOUNT NAME	BEGINNING CASH BALANCE	CASH RECEIPTS	CASH DISBURSEMENTS	ENDING CASH BALANCE
2019 010 GENERAL FUND				
CASH	312,456.53	1,609,524.96	1,666,800.87	255,180.62
CASH-OPERATING	.00	.00	.00	.00
RECEIVABLES	.00	.00	.00	.00
TEXPOOL INVESTMENTS	83,746.19	171.94	.00	83,918.13
CD INVESTMENT	.00	.00	.00	.00
GB MONEY MARKET	.00	.00	.00	.00
STATE BANK MONEY MARKET	4,572,743.68	1,007,088.98	500,000.00	5,079,832.66
LAND,BUILDINGS & IMPROVEMENTS	.00	.00	.00	.00
EQUIPMENT,FURNITURE&FIXTURES	.00	.00	.00	.00
TCLASS MONEY MARKET	2,209,050.91	4,779.56	.00	2,213,830.47
TEXANA BANK CD	151,990.74	.00	.00	151,990.74
FUND TOTALS	7,329,988.05	2,622,565.44	2,166,800.87	7,784,752.62
2019 011 DISTRICT & CO COURT@LAW FUND				
DISTRICT AND CO COURT@LAW CASH	73,358.55	47,309.87	30,345.02	56,393.70
CASH-OPERATING	.00	.00	.00	.00
C D INVESTMENT	.00	.00	.00	.00
RECEIVABLES	.00	.00	.00	.00
TEXPOOL INVESTMENTS	.00	.00	.00	.00
CD INVESTMENT	.00	.00	.00	.00
MAIN GB MONEY MARKET	.00	.00	.00	.00
STATE BANK MONEY MARKET	.00	.00	.00	.00
FUND TOTALS	73,358.55	47,309.87	30,345.02	56,393.70
2019 012 MAIN ROAD & BRIDGE				
CASH-MAIN R&B OPERATING	131,244.74	305,308.58	301,109.33	135,443.99
MAIN-CASH OPERATING	.00	.00	.00	.00
C D INVESTMENT	.00	.00	.00	.00
RECEIVABLES	.00	.00	.00	.00
INVESTMENTS	.00	.00	.00	.00
CD INVESTMENT	.00	.00	.00	.00
MAIN GB MONEY MARKET	.00	.00	.00	.00
STATE BANK MONEY MARKET	644,811.02	102,923.39	.00	747,734.41
TCLASS MONEY MARKET	.00	.00	.00	.00
FUND TOTALS	776,055.76	408,231.97	301,109.33	883,178.40
2019 013 H.A.V.A.				
CASH	5,337.91	7.49	.00	5,345.40
CASH-OPERATING	.00	.00	.00	.00
RECEIVABLES	.00	.00	.00	.00
TEXPOOL INVESTMENTS	.00	.00	.00	.00
INVESTMENTS	.00	.00	.00	.00
FUND TOTALS	5,337.91	7.49	.00	5,345.40
2019 014 TOBACCO SETTLEMENT				
TOBACCO SETTLEMENT	.00	.00	.00	.00
CASH	19,776.69	27.75	.00	19,804.44
CASH-OPERATING	.00	.00	.00	.00
C.D. INVESTMENT	.00	.00	.00	.00
RECEIVABLES	.00	.00	.00	.00
TEXPOOL INVESTMENTS	58,038.82	119.11	.00	58,157.93
TOBACCO SETTLEMENT INVEST	.00	.00	.00	.00
GB MONEY MARKET	.00	.00	.00	.00
MAIN RR CD	243,364.85	568.41	.00	243,933.26
STATE BANK MONEY MARKET	451,606.05	619.96	.00	452,226.01

ACCOUNT NAME	BEGINNING CASH BALANCE	CASH RECEIPTS	CASH DISBURSEMENTS	ENDING CASH BALANCE
2019 015 BEAR CK DISASTER DONATION				
CASH-BEAR CK DISASTER DONATION	.00	.00	.00	.00
RECEIVABLES	.00	.00	.00	.00
FUND TOTALS	<u>1,015,900.65</u>	<u>1,851.36</u>	<u>.00</u>	<u>1,017,752.01</u>
2019 016 JUVENILE PROBATION				
CASH - JUVENILE PROBATION	5,242.05	44,393.62	34,040.03	15,595.64
CASH-OPERATING	.00	.00	.00	.00
C D INVESTMENT	.00	.00	.00	.00
RECEIVABLES	.00	.00	.00	.00
TEXPOOL INVESTMENTS	144,131.87	295.80	.00	144,427.67
CD INVESTMENT	.00	.00	.00	.00
GB MONEY MARKET	.00	.00	.00	.00
STATE BANK MONEY MARKET	187,021.19	250.37	17,000.00	170,271.56
FUND TOTALS	<u>336,395.11</u>	<u>44,939.79</u>	<u>51,040.03</u>	<u>330,294.87</u>
2019 017 ADULT PROBATION				
CASH-OPERATING-ADULT	13,352.86	115,035.81	95,455.92	32,932.75
CASH-OPERATING	.00	.00	.00	.00
C D INVESTMENT	.00	.00	.00	.00
RECEIVABLES	.00	.00	.00	.00
TEXPOOL INVESTMENTS	109,430.23	224.58	.00	109,654.81
CD INVESTMENT	.00	.00	.00	.00
GB MONEY MARKET	.00	.00	.00	.00
STATE BANK MONEY MARKET	133,395.17	40,288.25	.00	173,683.42
FUND TOTALS	<u>256,178.26</u>	<u>155,548.64</u>	<u>95,455.92</u>	<u>316,270.98</u>
2019 018 CASS CO RESTITUTION CENTER				
RESTITUTION CENTER	.00	.00	.00	.00
CASH OPERATING-RESTITUTION CEN	.00	.00	.00	.00
CASH TO OPEN FNB BANK ACCT.	.00	.00	.00	.00
RECEIVABLES	.00	.00	.00	.00
TEXPOOL INVESTMENTS	.00	.00	.00	.00
C D INVESTMENT	.00	.00	.00	.00
CD INVESTMENT	.00	.00	.00	.00
FUND TOTALS	<u>.00</u>	<u>.00</u>	<u>.00</u>	<u>.00</u>
2019 019 SATP TRACK III				
CASH	.00	29,250.00	14,601.42	14,648.58
CASH-OPERATING	.00	.00	.00	.00
RECEIVABLES	.00	.00	.00	.00
CD INVESTMENTS	.00	.00	.00	.00
GB MONEY MARKET	.00	.00	.00	.00
STATE BANK MONEY MARKET	.00	.00	.00	.00
FUND TOTALS	<u>.00</u>	<u>29,250.00</u>	<u>14,601.42</u>	<u>14,648.58</u>
2019 020 COMMUNITY SERVICE RESTITUTION				
CASH OPERATING-SERVICE RESTITUTION	.00	10,475.00	4,480.89	5,994.11
CASH-OPERATING	.00	.00	.00	.00
RECEIVABLES	.00	.00	.00	.00
CD INVESTMENTS	.00	.00	.00	.00
FUND TOTALS	<u>.00</u>	<u>10,475.00</u>	<u>4,480.89</u>	<u>5,994.11</u>

ACCOUNT NAME	BEGINNING CASH BALANCE	CASH RECEIPTS	CASH DISBURSEMENTS	ENDING CASH BALANCE
GB MONEY MARKET	.00	.00	.00	.00
STATE BANK MONEY MARKET	.00	.00	.00	.00
FUND TOTALS	.00	10,475.00	4,480.89	5,994.11
2019 021 ROAD AND BRIDGE #1				
CASH-ROAD & BRIDGE#1 OPERATING	10,032.62	88,381.51	88,541.95	9,872.18
CASH-OPERATING	.00	.00	.00	.00
C D INVESTMENT	.00	.00	.00	.00
RECEIVABLES	.00	.00	.00	.00
TEXPOOL INVESTMENTS	84,031.74	172.45	.00	84,204.19
CD INVESTMENT	.00	.00	.00	.00
MAIN GB MONEY MARKET	.00	.00	.00	.00
STATE BANK MONEY MARKET	227,885.37	55,355.76	32,000.00	251,241.13
TCLASS MONEY MARKET	548,545.77	1,186.83	.00	549,732.60
FUND TOTALS	870,495.50	145,096.55	120,541.95	895,050.10
2019 022 ROAD AND BRIDGE #2				
CASH - R&B #2 OPERATING	10,846.34	82,740.19	84,080.07	9,506.46
CASH-OPERATING	.00	.00	.00	.00
C D INVESTMENT	.00	.00	.00	.00
RECEIVABLES	.00	.00	.00	.00
TEXPOOL INVESTMENTS	93,996.34	192.90	.00	94,189.24
CD INVESTMENT	.00	.00	.00	.00
GB MONEY MARKET	.00	.00	.00	.00
STATE BANK MONEY MARKET	263,836.24	50,401.26	29,000.00	285,237.50
TCLASS MONEY MARKET	164,321.89	355.52	.00	164,677.41
FUND TOTALS	533,000.81	133,689.87	113,080.07	553,610.61
2019 023 ROAD AND BRIDGE #3				
CASH - ROAD & BRIDGE #3 OPER	10,919.13	50,841.33	52,344.33	9,416.13
CASH-OPERATING	.00	.00	.00	.00
C D INVESTMENT	.00	.00	.00	.00
RECEIVABLES	.00	.00	.00	.00
TEXPOOL INVESTMENTS	27,862.33	57.18	.00	27,919.51
CD INVESTMENT	.00	.00	.00	.00
GB MONEY MARKET	.00	.00	.00	.00
STATE BANK MONEY MARKET	269,379.43	21,383.28	20,000.00	270,762.71
TCLASS INVESTMENT POOL	51,202.98	110.78	.00	51,313.76
FUND TOTALS	359,363.87	72,392.57	72,344.33	359,412.11
2019 024 ROAD AND BRIDGE #4				
CASH-ROAD & BRIDGE#4 OPERAT.	15,751.54	57,726.95	63,055.91	10,422.58
CASH-OPERATING	.00	.00	.00	.00
C D INVESTMENT	.00	.00	.00	.00
RECEIVABLES	.00	.00	.00	.00
TEXPOOL INVESTMENTS	79,662.94	163.49	.00	79,826.43
CD INVESTMENT	.00	.00	.00	.00
MAIN GB MONEY MARKET	.00	.00	.00	.00
STATE BANK MONEY MARKET	292,260.94	37,430.29	21,000.00	308,691.23
TCLASS INVESTMENT POOL	20,481.12	44.30	.00	20,525.42
FUND TOTALS	408,156.54	95,365.03	84,055.91	419,465.66
2019 025 AIP PROGRAM				
CASH-	36,418.79	.00	.00	36,418.79
CASH-OPERATING	.00	.00	.00	.00
CD INVESTMENTS	.00	.00	.00	.00
RECEIVABLES	.00	.00	.00	.00

ACCOUNT NAME	BEGINNING CASH BALANCE	CASH RECEIPTS	CASH DISBURSEMENTS	ENDING CASH BALANCE
2019 026 CASS COUNTY RESOURCE RECOVERY				
CASS CO. RESOURCE REC/ CASH	.00	.00	.00	.00
RECEIVABLES	.00	.00	.00	.00
INVESTMENTS	.00	.00	.00	.00
FUND TOTALS	36,418.79-	.00	.00	36,418.79-
2019 027 COUNTY CLERK ARCHIVE FUND				
PRESERVATION- CASH ACCT.	.00	.00	.00	.00
FUND TOTALS	.00	.00	.00	.00
2019 028 CASS COUNTY PARK				
CASS COUNTY PARKS	.00	.00	.00	.00
CASH OPERATING - CC PARKS	17,684.82-	1,935.00	4,633.95-	20,383.77-
CASH-OPERATING	.00	.00	.00	.00
INVESTMENTS	.00	.00	.00	.00
FUND TOTALS	17,684.82-	1,935.00	4,633.95-	20,383.77-
2019 029 FEDERAL-ROAD IMPROVMT 0710197				
CASH-	1,824.63	2.55	.00	1,827.18
CASH OPERATING	.00	.00	.00	.00
RECEIVABLES-ROAD IMPROVEMENT	.00	.00	.00	.00
INVESTMENTS-ROAD IMPROVEMENT	.00	.00	.00	.00
INVESTMENTS-ROAD IMPROV	.00	.00	.00	.00
FUND TOTALS	1,824.63	2.55	.00	1,827.18
2019 030 LINDEN ENTERPRISE FUND				
CASH	23.94	.03	.00	23.97
CASH-OPERATING	.00	.00	.00	.00
INVESTMENTS	.00	.00	.00	.00
CD INVESTMENTS	.00	.00	.00	.00
MONEY MARKET GB	.00	.00	.00	.00
STATE BANK MONEY MARKET	.00	.00	.00	.00
FUND TOTALS	23.94	.03	.00	23.97
2019 031 EMG WATERSHED AG-7442-C-110010				
CASH	.00	.00	.00	.00
RECEIVABLES	.00	.00	.00	.00
INVESTMENTS-ROAD IMPROVEMENT	.00	.00	.00	.00
INVESTMENTS	.00	.00	.00	.00
FUND TOTALS	.00	.00	.00	.00
2019 032 FEDERAL IMPROVEMENT 0711037				
CASH	.47	.00	.00	.47
RECEIVABLES	.00	.00	.00	.00
INVESTMENTS	.00	.00	.00	.00
INVESTMENTS	.00	.00	.00	.00
FUND TOTALS	.47	.00	.00	.47
2019 033 SATT PROGRAM				
CASH	.00	.00	.00	.00
CD INVESTMENTS	.00	.00	.00	.00
RECIEVABLES	.00	.00	.00	.00
INVESTMENTS	.00	.00	.00	.00

ACCOUNT NAME	BEGINNING CASH BALANCE	CASH RECEIPTS	CASH DISBURSEMENTS	ENDING CASH BALANCE
2019 034 MENTAL HEALTH INITIATIVE PRG				
CASH	16,219.84	21,301.00	5,452.23	32,068.61
CASH-OPERATING	.00	.00	.00	.00
CD INVESTMENTS	.00	.00	.00	.00
RECEIVABLES	.00	.00	.00	.00
INVESTMENTS	.00	.00	.00	.00
CD INVESTMENTS	.00	.00	.00	.00
MONEY MARKET GB	.00	.00	.00	.00
STATE BANK MONEY MARKET	.00	.00	.00	.00
FUND TOTALS	16,219.84	21,301.00	5,452.23	32,068.61
2019 035 CIVIL CHILD SUPPORT PROGRAM				
CASH	22,479.26	1,928.50	873.71	23,534.05
CASH-OPERATING	.00	.00	.00	.00
CD INVESTMENTS	.00	.00	.00	.00
RECEIVABLES	.00	.00	.00	.00
CD INVESTMENTS	.00	.00	.00	.00
GB MONEY MARKET	.00	.00	.00	.00
STATE BANK MONEY MARKET	47,500.00	.00	.00	47,500.00
FUND TOTALS	69,979.26	1,928.50	873.71	71,034.05
2019 036 FEMA DR-1999-TX 2011 WILDFIRES				
CASH	10.08	.01	.00	10.09
CASH- 1999 FEMA WILDFIRES	.00	.00	.00	.00
RECEIVABLES	.00	.00	.00	.00
INVESTMENTS	.00	.00	.00	.00
INTEREST DISTRIBUTION	.00	.00	.00	.00
FUND TOTALS	10.08	.01	.00	10.09
2019 037 HIGH RISK TREATMENT PROGRAM				
CASH	1,943.55	29,616.00	9,917.83	21,641.72
CASH-OPERATING	.00	.00	.00	.00
CD INVESTMENTS	.00	.00	.00	.00
RECEIVABLES	.00	.00	.00	.00
INVESTMENTS	.00	.00	.00	.00
GE, MONEY MARKET	.00	.00	.00	.00
STATE BANK MONEY MARKET	.00	.00	.00	.00
FUND TOTALS	1,943.55	29,616.00	9,917.83	21,641.72
2019 038 BEAR CREEK FMAG 2965-2011				
CASH	4,260.46	5.97	.00	4,266.43
CASH OPERATING	.00	.00	.00	.00
RECEIVABLES	.00	.00	.00	.00
CD INVESTMENTS	.00	.00	.00	.00
INVESTMENTS	.00	.00	.00	.00
MONEY MARKET GB	.00	.00	.00	.00
FUND TOTALS	4,260.46	5.97	.00	4,266.43
2019 039 TEXAS CDBG CONTRACT 713069				
CASH	9.85	.01	.00	9.86
RECEIVABLES	.00	.00	.00	.00
INVESTMENTS	.00	.00	.00	.00
FUND TOTALS	9.85	.01	.00	9.86

ACCOUNT NAME BEGINNING CASH RECEIPTS CASH DISBURSEMENTS ENDING CASH BALANCE

2019 040 TEXAS CDBG CONTRACT 7216247
 CASH 486.53 .68 .00 487.21
 INVESTMENTS .00 .00 .00 .00
 INVESTMENTS .00 .00 .00 .00
 GB MONEY MARKET .00 .00 .00 .00
 STATE BANK MONEY MARKET .00 .00 .00 .00
 FUND TOTALS 486.53 .68 .00 487.21

2019 041 LAW LIBRARY
 CASH - LAW LIBRARY OPERATING 20,466.01- 1,681.58- 22,147.59-
 CASH OPERATING .00 .00 .00 .00
 C D INVESTMENT .00 .00 .00 .00
 RECEIVABLES .00 .00 .00 .00
 CD INVESTMENT .00 .00 .00 .00
 FUND TOTALS 20,466.01- 1,681.58- 22,147.59-

2019 042 INDIGENT DEFENSE GRANT (SB7)
 INDIGENT DEFENSE GRANT (SB7) .00 .00 .00 .00
 CASH - INDIGENT DEFENSE 18,012.92 6,892.53 24,905.45
 CASH OPERATING .00 .00 .00 .00
 CD INVESTMENT .00 .00 .00 .00
 RECEIVABLES .00 .00 .00 .00
 INVESTMENTS 46.06 .09 46.15
 TEXTPOOL INVESTMENTS .00 .00 .00 .00
 BANK INVESTMENTS .00 .00 .00 .00
 MONEY MARKET GB .00 .00 .00 .00
 STATE BANK MONEY MARKET 51.00 .06 51.06
 FUND TOTALS 18,109.98 6,892.68 25,002.66

2019 043 DIST ATT, ESCROW ACCOUNT
 DIST ATT, ESCROW ACCOUNT .00 .00 .00 .00
 CASH OPERATING-DA ESCROW ACCT 317.93 .44 318.37
 CASH OPERATING .00 .00 .00 .00
 C D INVESTMENT .00 .00 .00 .00
 RECEIVABLES .00 .00 .00 .00
 INVESTMENTS .00 .00 .00 .00
 CD INVESTMENT .00 .00 .00 .00
 MONEY MARKET GB .00 .00 .00 .00
 STATE BANK MONEY MARKET .00 .00 .00 .00
 FUND TOTALS 317.93 .44 318.37

2019 044 C.D.A.FORFEITURE ACCOUNT
 C.D.A.FORFEITURE ACCOUNT .00 .00 .00 .00
 CASH OPERATING- CDA FORFEITURE 417.39 .58 417.97
 CASH OPERATING .00 .00 .00 .00
 C D INVESTMENT .00 .00 .00 .00
 RECEIVABLES .00 .00 .00 .00
 INVESTMENTS 40,227.17 82.55 40,309.72
 CD INVESTMENT .00 .00 .00 .00
 MONEY MARKET .00 .00 .00 .00
 STATE BANK MONEY MARKET 3,643.28 5.00 3,648.28
 FUND TOTALS 44,287.84 88.13 44,375.97

2019 045 REGIONAL INTRASTATE TASK FORCE
 ARK-LA-TEX NARC TASK FORCE .00 .00 .00 .00
 REGIONAL TASK FRC CASH 915.76 1.28 917.04

ACCOUNT NAME	BEGINNING CASH BALANCE	CASH RECEIPTS	CASH DISBURSEMENTS	ENDING CASH BALANCE
2019 046 TASK FORCE PROGRAM INCOME				
TASK FORCE PROGRAM INCOME	.00	.00	.00	.00
TF PROGRAM INCOME-CASH	8,150.72	11.43	.00	8,162.15
CASH OPERATING	.00	.00	.00	.00
CD INVESTMENTS	.00	.00	.00	.00
INVESTMENTS	.00	.00	.00	.00
CD INVESTMENTS	.00	.00	.00	.00
STATE BANK MONEY MARKET	.00	.00	.00	.00
FUND TOTALS	915.76	1.28	.00	917.04
2019 047 CDA-STATE FUNDS				
CDA STATE FUNDS	.00	.00	.00	.00
CASH	6,576.61	8.47	1,470.96	5,114.12
CASH OPERATING	.00	.00	.00	.00
CD INVESTMENTS	.00	.00	.00	.00
INVESTMENTS	.13	.00	.00	.13
CD INVESTMENTS	.00	.00	.00	.00
FUND TOTALS	6,576.74	8.47	1,470.96	5,114.25
2019 048 TEXAS HISTORICAL GRANT				
CASH	.00	.00	.00	.00
CASH	10.65	.01	.00	10.66
CASH-OPERATING	.00	.00	.00	.00
CD INVESTMENTS	.00	.00	.00	.00
RECEIVABLES	.00	.00	.00	.00
CD INVESTMENTS	.00	.00	.00	.00
RECEIVABLES	.00	.00	.00	.00
CD INVESTMENTS	.00	.00	.00	.00
GB MONEY MARKET	.00	.00	.00	.00
STATE BANK MONEY MARKET	27,501.47	37.74	.00	27,539.21
FUND TOTALS	27,512.12	37.75	.00	27,549.87
2019 050 ARK LA TEX SEIZ/FORFT.FUND				
ARK-LA-TEX FORF/SEIZ.	.00	.00	.00	.00
CASH	268.45	.00	.00	268.45
CASH OPERATING	.00	.00	.00	.00
C D INVESTMENTS	.00	.00	.00	.00
INVESTMENTS	.00	.00	.00	.00
CD INVESTMENT	.00	.00	.00	.00
FUND TOTALS	268.45	.00	.00	268.45
2019 051 CDA FORFEITURE FUNDS				
CDA FEDERAL FORFEITURES FUND	.00	.00	.00	.00
CASH	11,330.52	15.90	.00	11,346.42
CASH-OPERATING	.00	.00	.00	.00
C D INVESTMENTS	.00	.00	.00	.00
TEXPOOL INVESTMENTS	72.41	.14	.00	72.55
CD INVESTMENT	.00	.00	.00	.00
MONEY MARKET	.00	.00	.00	.00

ACCOUNT NAME	BEGINNING CASH BALANCE	CASH RECEIPTS	CASH DISBURSEMENTS	ENDING CASH BALANCE
2019 052 SHERIFF FEDERAL FORFEITURES				
SHERIFF FEDERAL FORFEITURES				
CASH	.00	.00	.00	.00
CASH-OPERATING	4,429.38	6.21	.00	4,435.59
C D INVESTMENTS	.00	.00	.00	.00
INVESTMENTS	.00	.00	.00	.00
CD INVESTMENTS	.00	.00	.00	.00
MONEY MARKET GB	.00	.00	.00	.00
STATE BANK MONEY MARKET	.00	.00	.00	.00
FUND TOTALS	4,429.38	6.21	.00	4,435.59
2019 055 HOME GRANT PROJECTS 2017				
CASH	.00	.00	.00	.00
CASH	662.91-	.00	.00	662.91-
CD INVESTMENTS	.00	.00	.00	.00
A/R	.00	.00	.00	.00
RECEIVABLES	.00	.00	.00	.00
FUND TOTALS	662.91-	.00	.00	662.91-
2019 060 MENTAL HEALTH PROGRAM # 4				
CASH	.00	.00	.00	.00
CD INVESTMENTS	.00	.00	.00	.00
RECIEVABLES	.00	.00	.00	.00
INVESTMENTS	.00	.00	.00	.00
MONEY MARKET GB	.00	.00	.00	.00
STATE BANK MONEY MARKET	.00	.00	.00	.00
FUND TOTALS	.00	.00	.00	.00
2019 061 AGGRESSIVE BEHAVIOR PROGRAM#20				
CASH	1,623.15	3,343.00	1,854.80-	3,111.35
CD INVESTMENTS	.00	.00	.00	.00
RECEIVABLES	.00	.00	.00	.00
INVESTMENTS	.00	.00	.00	.00
GB MONEY MARKET	.00	.00	.00	.00
STATE BANK MONEY MARKET	.00	.00	.00	.00
FUND TOTALS	1,623.15	3,343.00	1,854.80-	3,111.35
2019 062 CTIF-01-034 TXDOT GRANT				
CASH	742.15	1.04	.00	743.19
GB MONEY MARKET	.00	.00	.00	.00
STATE BANK MONEY MARKET	.00	.00	.00	.00
FUND TOTALS	742.15	1.04	.00	743.19
2019 063 CASS COUNTY DRUG COURT				
CASH	12,136.17	18,750.00	5,491.66-	25,394.51
CD INVESTMENTS	.00	.00	.00	.00
RECEIVABLES	.00	.00	.00	.00
INVESTMENTS	.00	.00	.00	.00
GB MONEY MARKET	.00	.00	.00	.00
FUND TOTALS	12,136.17	18,750.00	5,491.66-	25,394.51
2019 064 VETERANS PROGRAM				
CASH	8,734.95	.00	.00	8,734.95
CD INVENSTMENTS	.00	.00	.00	.00

ACCOUNT NAME	BEGINNING CASH BALANCE	CASH RECEIPTS	CASH DISBURSEMENTS	ENDING CASH BALANCE
RECEIVABLES	.00	.00	.00	.00
INVESTMENTS	.00	.00	.00	.00
GB MONEY MARKET	.00	.00	.00	.00
STATE BANK MONEY MARKET	.00	.00	.00	.00
FUND TOTALS	8,734.95	.00	.00	8,734.95

ACCOUNT NAME	BEGINNING CASH BALANCE	CASH RECEIPTS	CASH DISBURSEMENTS	ENDING CASH BALANCE
2019 065 FEMA 4269				
CASH	531.03	.74	.00	531.77
GB MONEY MARKET	.00	.00	.00	.00
STATE BANK MONEY MARKET	.00	.00	.00	.00
FUND TOTALS	531.03	.74	.00	531.77

ACCOUNT NAME	BEGINNING CASH BALANCE	CASH RECEIPTS	CASH DISBURSEMENTS	ENDING CASH BALANCE
2019 066 FINANCIAL RESPONSIBILITY PROG				
FINANCIAL RESPONSIBILITY PGM	.00	.00	.00	.00
CASH	.00	3,379.00	1,794.88	1,584.12
CD INVESTMENTS	.00	.00	.00	.00
RECEIVABLES	.00	.00	.00	.00
INVESTMENTS	.00	.00	.00	.00
GB MONEY MARKET	.00	.00	.00	.00
STATE BANK MONEY MARKET	.00	.00	.00	.00
FUND TOTALS	.00	3,379.00	1,794.88	1,584.12

ACCOUNT NAME	BEGINNING CASH BALANCE	CASH RECEIPTS	CASH DISBURSEMENTS	ENDING CASH BALANCE
2019 070 RIGHT OF WAY FUND				
CASH -RIGHT OF WAY OPERATING	18,938.97	688.09	.00	19,627.06
CASH-OPERATING	.00	.00	.00	.00
C D INVESTMENT	.00	.00	.00	.00
RECEIVABLES	.00	.00	.00	.00
INVESTMENTS	29,803.68	61.16	.00	29,864.84
CD INVESTMENT	.00	.00	.00	.00
MAIN MONEY MARKET GB	.00	.00	.00	.00
STATE BANK MONEY MARKET	67,423.80	92.55	.00	67,516.35
FUND TOTALS	116,166.45	841.80	.00	117,008.25

ACCOUNT NAME	BEGINNING CASH BALANCE	CASH RECEIPTS	CASH DISBURSEMENTS	ENDING CASH BALANCE
2019 072 CASS COUNTY FORESTRY FUND				
CASH- CASS COUNTY FORESTRY FUND	40,281.50	27.02	30,890.96	9,417.56
CASH OPERATING	.00	.00	.00	.00
C D INVESTMENT	.00	.00	.00	.00
RECEIVABLES	.00	.00	.00	.00
INVESTMENTS	48,265.42	99.05	.00	48,364.47
CD INVESTMENT	.00	.00	.00	.00
MAIN GB MONEY MARKET	.00	.00	.00	.00
STATE BANK MONEY MARKET	775,125.92	16,079.08	.00	791,205.00
MAIN TEXAR CD	.00	.00	.00	.00
TCLASS INVESTMENT POOL	.00	.00	.00	.00
FUND TOTALS	863,672.84	16,205.15	30,890.96	848,987.03

ACCOUNT NAME	BEGINNING CASH BALANCE	CASH RECEIPTS	CASH DISBURSEMENTS	ENDING CASH BALANCE
2019 080 CASS COUNTY JAIL CONSTRUCTION				
CASH-CASS CO JAIL CONST	.00	.00	.00	.00
C D INVESTMENT	.00	.00	.00	.00
RECEIVABLES	.00	.00	.00	.00
INVESTMENTS-CC JAIL CONST	.00	.00	.00	.00
CD INVESTMENT	.00	.00	.00	.00
FUND TOTALS	.00	.00	.00	.00

ACCOUNT NAME	BEGINNING CASH BALANCE	CASH RECEIPTS	CASH DISBURSEMENTS	ENDING CASH BALANCE
2019 081 CC JAIL INT & SINKING				
CASH-CC JAIL INT & SINKING	.00	.00	.00	.00
C D INVESTMENT	.00	.00	.00	.00

ACCOUNT NAME	BEGINNING CASH BALANCE	CASH RECEIPTS	CASH DISBURSEMENTS	ENDING CASH BALANCE
2019 082 RESOURCE RECOVERY I&S				
CASH-CC RESOURCE RECOVERY	.00	.00	.00	.00
PETTY CASH	.00	.00	.00	.00
C D INVESTMENT	.00	.00	.00	.00
RECEIVABLES	.00	.00	.00	.00
INVESTMENTS	.00	.00	.00	.00
BANK INVESTMENT	.00	.00	.00	.00
FUND TOTALS	.00	.00	.00	.00
2019 083 RESOURCE RECOVERY INT&SINKING				
CASH-RES REC INT&SINKING	.00	.00	.00	.00
C D INVESTMENT	.00	.00	.00	.00
RECEIVABLES	.00	.00	.00	.00
INVESTMENTS	.00	.00	.00	.00
BANK INVESTMENT	.00	.00	.00	.00
FUND TOTALS	.00	.00	.00	.00
2019 084 COMBINED INTEREST & SINKING				
COMBINED INTEREST & SINKING	.00	.00	.00	.00
CASH	7,183.61	9.42	.00	7,193.03
CASH-OPERATING	.00	.00	.00	.00
CD INVESTMENT	.00	.00	.00	.00
RECEIVABLES	.00	.00	.00	.00
INVESTMENTS	.00	.00	.00	.00
BANK INVESTMENTS	.00	.00	.00	.00
CI&S STATE BANK MONEY MARKET	353,546.84	64,007.25	.00	417,554.09
CI&S GB MM	.00	.00	.00	.00
FUND TOTALS	360,730.45	64,016.67	.00	424,747.12
2019 085 LAW ENFORC.CONSTRUCTION FUND				
06 CONSTRUCTION & RENOVATION	6,731.13	9.44	.00	6,740.57
CASH OPERATING	.00	.00	.00	.00
C D INVESTMENT	.00	.00	.00	.00
INVESTMENTS	12,186.56	25.01	.00	12,211.57
CD INVESTMENTS	.00	.00	.00	.00
MAIN MONEY MARKET GB	.00	.00	.00	.00
STATE BANK MONEY MARKET	.00	.00	.00	.00
FUND TOTALS	18,917.69	34.45	.00	18,952.14
2019 086 INTEREST & SINKING SERIES 2016				
CASH	5,499.88	7.21	.00	5,507.09
CASH OPERATING	.00	.00	.00	.00
CD INVESTMENTS	.00	.00	.00	.00
RECEIVABLES	.00	.00	.00	.00
INVESTMENTS	.00	.00	.00	.00
BANK INVESTMENTS	.00	.00	.00	.00
CI&S STATE BANK MONEY MARKET	165,456.46	22,842.29	.00	188,298.75
CI&S GB MM	.00	.00	.00	.00
FUND TOTALS	170,956.34	22,849.50	.00	193,805.84
2019 089 CDA DISCRETIONARY FUND				
CASH	6,784.21	358.34	60.54	7,082.01

ACCOUNT NAME	BEGINNING CASH BALANCE	CASH RECEIPTS	CASH DISBURSEMENTS	ENDING CASH BALANCE
2019 090 PAYROLL				
PAYROLL FUND	.00	.00	.00	.00
PAYROLL CASH	12,035.80	.00	.00	12,035.80
CASH OPERATING	.00	.00	.00	.00
FUND TOTALS	12,035.80	.00	.00	12,035.80
2019 096 GENERAL FIXED ASSETS				
CASH	.00	.00	.00	.00
LAND, BLDGS & IMPROVEMENTS	.00	.00	.00	.00
EQUIP, FURN, & FIXTURES	.00	.00	.00	.00
CAPITAL LEASE ASSETS (AUTOS)	.00	.00	.00	.00
CONSTRUCTION IN PROGRESS	.00	.00	.00	.00
FUND TOTALS	.00	.00	.00	.00
2019 097 GENERAL LONG TERM DEBT				
CASH	.00	.00	.00	.00
FUND TOTALS	.00	.00	.00	.00
GRAND TOTALS	13,578,151.02	3,957,419.46	3,117,978.84	14,417,591.64

FUND NAME	CHECKING ACCOUNT	CHECKING AMOUNT	TDOA ACCOUNT	TDOA AMOUNT	FUND TOTAL
2019 010 GENERAL FUND	MAIN	255,180.62	MAIN TDOA MAIN GB MM MAIN SB MM MAIN TCLAS MAIN TA CD	83,918.13 5,079,832.66 2,213,830.47 151,990.74	7,784,752.62
2019 011 DISTRICT & CO COURT@LAW FUNMAIN		56,393.70	MAIN TDOA MAIN GB MM MAIN SB MM		56,393.70
2019 012 MAIN ROAD & BRIDGE	MAIN	135,443.99	MAIN TDOA MAIN GB MM MAIN SB MM MAIN TCLAS	747,734.41	883,178.40
2019 013 H.A.V.A.	MAIN	5,345.40	MAIN TDOA		5,345.40
2019 014 TOBACCO SETTLEMENT	MAIN	19,804.44	MAIN TDOA MAIN GB MM MAIN RR CD MAIN SB MM MAIN DC CD MAIN RR SV MAIN TX CD MAIN TX SV	58,157.93 243,933.26 452,226.01 243,590.09 15.28	1,017,752.01
2019 015 BEAR CK DISASTER DONATION BRCREEK					
2019 016 JUVENILE PROBATION	MAIN	15,595.64	MAIN TDOA MAIN GB MM MAIN SB MM	144,427.67 170,271.56	330,294.87
2019 017 ADULT PROBATION	MAIN	32,932.75	MAIN TDOA MAIN GB MM MAIN SB MM	109,654.81 173,683.42	316,270.98
2019 018 CASS CO RESTITUTION CENTER	MAIN		MAIN TDOA		
2019 019 SATP TRACK III	MAIN	14,648.58	MAIN GB MM MAIN SB MM		14,648.58
2019 020 COMMUNITY SERVICE RESTITUTIMAIN		5,994.11	MAIN GB MM MAIN SB MM		5,994.11
2019 021 ROAD AND BRIDGE #1	MAIN	9,872.18	MAIN TDOA MAIN GB MM MAIN SB MM MAIN TCLAS	84,204.19 251,241.13 549,732.60	895,050.10
2019 022 ROAD AND BRIDGE #2	MAIN	9,506.46	MAIN TDOA MAIN GB MM MAIN SB MM MAIN TCLAS	94,189.24 285,237.50 164,677.41	553,610.61
2019 023 ROAD AND BRIDGE #3	MAIN	9,416.13	MAIN TDOA MAIN GB MM	27,919.51	

FUND NAME	CHECKING ACCOUNT	CHECKING AMOUNT	TDOA ACCOUNT	TDOA AMOUNT	FUND TOTAL
2019 024 ROAD AND BRIDGE #4	MAIN	10,422.58	MAIN SB MM MAIN TCLAS	270,762.71 51,313.76	359,412.11
2019 025 AIP PROGRAM	MAIN	36,418.79-	MAIN TDOA	79,826.43	36,418.79-
2019 026 CASS COUNTY RESOURCE RECOVERMAIN			MAIN GB MM MAIN SB MM MAIN TCLAS	308,691.23 20,525.42	419,465.66
2019 027 COUNTY CLERK ARCHIVE FUND	MAIN		MAIN TDOA		
2019 028 CASS COUNTY PARK	MAIN	20,383.77-	MAIN TDOA		20,383.77-
2019 029 FEDERAL-ROAD IMPROVMT 071019MAIN		1,827.18	MAIN TDOA		1,827.18
2019 030 LINDEN ENTERPRISE FUND	MAIN	23.97	MAIN TDOA MAIN GB MM MAIN SB MM		23.97
2019 031 EMG WATERSHED AG-7442-C-1100MAIN			MAIN TDOA		
2019 032 FEDERAL IMPROVEMENT 0711037	MAIN MAIN	.47	MAIN TDOA		.47
2019 033 SATT PROGRAM	MAIN		MAIN TDOA		
2019 034 MENTAL HEALTH INITIATIVE PRGMMAIN		32,068.61	MAIN TDOA MAIN GB MM MAIN SB MM		32,068.61
2019 035 CIVIL CHILD SUPPORT PROGRAM	MAIN	23,534.05	MAIN GB MM MAIN SB MM	47,500.00	71,034.05
2019 036 FEMA DR-1999-TX 2011 WILDFIRMAIN		10.09	MAIN TDOA		10.09
2019 037 HIGH RISK TREATMENT PROGRAM	MAIN	21,641.72	MAIN TDOA MAIN GB MM MAIN SB MM		21,641.72
2019 038 BEAR CREEK FMAG 2965-2011	MAIN	4,266.43	MAIN TDOA MAIN GB MM		4,266.43
2019 039 TEXAS CDBG CONTRACT 713069	MAIN	9.86			9.86
2019 040 TEXAS CDBG CONTRACT 7216247	MAIN	487.21	MAIN GB MM MAIN SB MM		487.21
2019 041 LAW LIBRARY	MAIN	22,147.59-			22,147.59-
2019 042 INDIGENT DEFENSE GRANT (SB7)MAIN		24,905.45	MAIN TDOA MAIN GB MM MAIN SB MM	46.15	25,002.66

FUND NAME	CHECKING ACCOUNT	CHECKING AMOUNT	TDOA ACCOUNT	TDOA AMOUNT	FUND TOTAL
2019 043 DIST ATT, ESCROW ACCOUNT	MAIN	318.37	MAIN TDOA MAIN GB MM MAIN SB MM		318.37
2019 044 C.D.A.FORFEITURE ACCOUNT	MAIN	417.97	MAIN TDOA MAIN GB MM MAIN SB MM	40,309.72	44,375.97
2019 045 REGIONAL INTRASTATE TASK FORMAIN	MAIN	917.04	MAIN SB MM		917.04
2019 046 TASK FORCE PROGRAM INCOME	MAIN	8,162.15	MAIN GB MM MAIN SB MM	36,205.76	44,367.91
2019 047 CDA-STATE FUNDS	MAIN	5,114.12	MAIN TDOA	.13	5,114.25
2019 048 TEXAS HISTORICAL GRANT	MAIN	10.66	MAIN GB MM MAIN SB MM	27,539.21	27,549.87
2019 050 ARK LA TEX SEIZ/FORFT.FUND	MAIN	268.45-			268.45-
2019 051 CDA FORFEITURE FUNDS	MAIN	11,346.42	MAIN TDOA MAIN GB MM MAIN SB MM	72.55	21,922.07
2019 052 SHERIFF FEDERAL FORFEITURES	MAIN	4,435.59	MAIN TDOA MAIN GB MM MAIN SB MM		4,435.59
2019 055 HOME GRANT PROJECTS 2017	MAIN	662.91-			662.91-
2019 060 MENTAL HEALTH PROGRAM # 4	MAIN		MAIN TDOA MAIN GB MM MAIN SB MM		
2019 061 AGGRESSIVE BEHAVIOR PROGRAM#MAIN	MAIN	3,111.35	MAIN TDOA MAIN GB MM MAIN SB MM		3,111.35
2019 062 CTIF-01-034 TXDOT GRANT	MAIN	743.19	MAIN GB MM MAIN SB MM		743.19
2019 063 CASS COUNTY DRUG COURT	MAIN	25,394.51	MAIN TDOA		25,394.51
2019 064 VETERANS PROGRAM	MAIN	8,734.95	MAIN TDOA MAIN GB MM MAIN SB MM		8,734.95
2019 065 FEMA 4269	MAIN	531.77	MAIN GB MM MAIN SB MM		531.77
2019 066 FINANCIAL RESPONSIBILITY PROMAIN	MAIN	1,584.12	MAIN TDOA MAIN GB MM MAIN SB MM		1,584.12
2019 070 RIGHT OF WAY FUND	MAIN	19,627.06	MAIN TDOA MAIN GB MM	29,864.84	1,584.12

FUND NAME	CHECKING ACCOUNT	CHECKING AMOUNT	TDOA ACCOUNT	TDOA AMOUNT	FUND TOTAL
2019 072 CASS COUNTY FORESTRY FUND	MAIN	9,417.56	MAIN SB MM	67,516.35	117,008.25
			MAIN TDOA	48,364.47	
			MAIN GB MM		
			MAIN SB MM	791,205.00	
			MAIN TX CD		
			MAIN TCLAS		
2019 080 CASS COUNTY JAIL CONSTRUCTIOCC JAIL CO			CCJC-TDOA		848,987.03
			CC JAIL CD		
2019 081 CC JAIL INT & SINKING	CC JAILI&S		CCJIS-TDOA		
			JAIL I&SCD		
2019 082 RESOURCE RECOVERY I&S	CC SW CONS		CCSWC-TDOA		
			SW CONSTCD		
2019 083 RESOURCE RECOVERY INT&SINKINCC SW I&S			CCSWIS-TDO		
			SW I&S CD		
2019 084 COMBINED INTEREST & SINKING CI&S		7,193.03	CI&S	417,554.09	424,747.12
			CI&S SB MM		
			CI&S GB MM		
2019 085 LAW ENFORC.CONSTRUCTION FUNDMAIN		6,740.57	MAIN TDOA	12,211.57	18,952.14
			MAIN GB MM		
			MAIN SB MM		
2019 086 INTEREST & SINKING SERIES 20CI&S		5,507.09	CI&S SB MM	188,298.75	193,805.84
			CI&S GB MM		
2019 089 CDA DISCRETIONARY FUND	MAIN	7,082.01			7,082.01
2019 090 PAYROLL	PAYROLL	12,035.80			12,035.80
2019 096 GENERAL FIXED ASSETS					
2019 097 GENERAL LONG TERM DEBT					
TOTAL		635,088.04		13,782,503.60	14,417,591.64

CHECK ACCOUNT

ACCOUNT BALANCE - MAIN
 ACCOUNT BALANCE - CI&S
 ACCOUNT BALANCE - PAYROLL

CHECK

610,352.12
 12,700.12
 12,035.80

TOTAL

635,088.04

TDOA ACCOUNT

ACCOUNT BALANCE - MAIN TDOA
 ACCOUNT BALANCE - MAIN SB MM
 ACCOUNT BALANCE - MAIN TCLAS
 ACCOUNT BALANCE - MAIN TA CD
 ACCOUNT BALANCE - MAIN RR CD
 ACCOUNT BALANCE - MAIN DC CD
 ACCOUNT BALANCE - MAIN RR SV
 ACCOUNT BALANCE - MAIN TX SV
 ACCOUNT BALANCE - CI&S SB MM

TDOA

813,167.34
 8,723,849.39
 3,000,079.66
 151,990.74
 243,933.26
 243,590.09
 15.28
 25.00
 605,852.84

TOTAL

13,782,503.60

635,088.04
 + 13,782,503.60


 14,417,591.64 ✓

**TEXPOOL INVESTMENTS
FOR THE MONTH OF MARCH, 2019**

FUND	BEGINNING BALANCE	INTEREST & PURCHASES	DECREASE	BOOK VALUE
General	83,746.19	171.94	-	83,918.13
Tobacco Settlement	58,038.82	119.11	-	58,157.93
Juvenile Probation	144,131.87	295.80	-	144,427.67
Adult Probation	109,430.23	224.58	-	109,654.81
R & B # 1	84,031.74	172.45	-	84,204.19
R & B # 2	93,996.34	192.90	-	94,189.24
R & B # 3	27,862.33	57.18	-	27,919.51
R & B # 4	79,662.94	163.49	-	79,826.43
Indigent Defense Grant	46.06	0.09	-	46.15
CDA Forfeiture	40,227.17	82.55	-	40,309.72
CDA - State Funds	0.13	-	-	0.13
CDA Federal Forfeiture Fund	72.41	0.14	-	72.55
Right of Way	29,803.68	61.16	-	29,864.84
Forestry	48,265.42	99.05	-	48,364.47
Construction & Renovation	12,186.56	25.01	-	12,211.57
TOTAL	811,501.89	1,665.45	-	813,167.34 ✓

Attached is a letter from TexPool stating the book and market value of their funds.

RESPECTFULLY SUBMITTED THIS 25TH DAY OF JUNE, 2019.




 DONNA EARLY
 CASS COUNTY TREASURER

**STATE BANK OF DEKALB
FOR THE MONTH OF MARCH, 2019**

Attached is a copy of Pledged Securities (Letters of Credit).

CLOC	12,095,000.00
FDIC INSURANCE	500,000.00
BOOK VALUE	-
MARKET VALUE PLEDGED	-
ACCOUNT BALANCES	11,685,950.12
PLEDGED EXCESS	909,049.88

RESPECTFULLY SUBMITTED THIS 25TH DAY OF JUNE, 2019.



DONNA EARLY
CASS COUNTY TREASURER

**STATE BANK OF DEKALB GENERAL MM
FOR THE MONTH OF MARCH, 2019**

FUND	BEGINNING BALANCE	INTEREST & PURCHASES	DECREASE	BOOK VALUE
General	4,572,743.68	1,007,088.98	500,000.00	5,079,832.66
Main R & B	644,811.02	102,923.39	-	747,734.41
Tobacco	451,606.05	619.96	-	452,226.01
Juvenile Probation	187,021.19	250.37	17,000.00	170,271.56
Adult Probation	133,395.17	40,288.25	-	173,683.42
R & B 1	227,885.37	55,355.76	32,000.00	251,241.13
R & B 2	263,836.24	50,401.26	29,000.00	285,237.50
R & B 3	269,379.43	21,383.28	20,000.00	270,762.71
R & B 4	292,260.94	37,430.29	21,000.00	308,691.23
Linden Enterprise Fund	-	-	-	-
Civil Child Support Prgm.	47,500.00	-	-	47,500.00
Bear Creek FMAG 2965-2011	-	-	-	-
TX CDBG CONTRACT 7216247	-	-	-	-
Indigent Defense Grant	51.00	0.06	-	51.06
CDA Forfeiture Account	3,643.28	5.00	-	3,648.28
Task Force PI	36,156.13	49.63	-	36,205.76
Texas Historical Grant	27,501.47	37.74	-	27,539.21
CDA Forfeiture Funds	10,488.72	14.38	-	10,503.10
Sheriff Federal Forfeiture	-	-	-	-
CTIF-01-034 TXDOT Grant	-	-	-	-
FEMA 4269	-	-	-	-
Right of Way	67,423.80	92.55	-	67,516.35
Cass County Forestry	775,125.92	16,079.08	-	791,205.00
TOTAL	8,010,829.41	1,332,019.98	619,000.00	8,723,849.39 ✓

**STATE BANK OF DEKALB CI&S MM
FOR THE MONTH OF MARCH, 2019**

FUND	BEGINNING BALANCE	INTEREST & PURCHASES	DECREASE	BOOK VALUE
Combined I&S Series 2015	353,546.84	64,007.25	-	417,554.09
I&S Series 2016	165,456.46	22,842.29	-	188,298.75
TOTAL	519,003.30	86,849.54	-	605,852.84 ✓

BALANCE ALL MM ACCOUNTS **9,329,702.23** ✓

RESPECTFULLY SUBMITTED THIS 25TH DAY OF JUNE, 2019.



 DONNA EARLY
 CASS COUNTY TREASURER

**TEXAS CLASS INVESTMENTS
FOR THE MONTH OF MARCH, 2019**

FUND	BEGINNING BALANCE	INTEREST & PURCHASES	DECREASE	BOOK VALUE
General	2,209,050.91	4,779.56	-	2,213,830.47
Main R & B	-	-	-	-
R & B 1	548,545.77	1,186.83	-	549,732.60
R & B 2	164,321.89	355.52	-	164,677.41
R & B 3	51,202.98	110.78	-	51,313.76
R & B 4	20,481.12	44.30	-	20,525.42
TOTAL	2,993,602.67	6,476.99 ✓	-	3,000,079.66 ✓

Attached is a letter from Texas CLASS stating the book and market value of their funds.

RESPECTFULLY SUBMITTED THIS 25TH DAY OF JUNE, 2019.



 DONNA EARLY
 CASS COUNTY TREASURER

**TEXANA BANK CD
FOR THE MONTH OF MARCH, 2019**

FUND	BEGINNING BALANCE	INTEREST & PURCHASES	DECREASE	BOOK VALUE
General	151,990.74	-	-	151,990.74
TOTAL	151,990.74	-	-	151,990.74
BALANCE ALL ACCOUNTS	151,990.74			
FDIC INSURANCE	151,990.74			

RESPECTFULLY SUBMITTED THIS 25TH DAY OF JUNE, 2019.



DONNA EARLY
CASS COUNTY TREASURER

**RED RIVER FEDERAL CREDIT UNION SAVINGS
FOR THE MONTH OF MARCH, 2019**

FUND	BEGINNING BALANCE	INTEREST & PURCHASES	DECREASE	BOOK VALUE
Tobacco	15.27	0.01	-	15.28
TOTAL	15.27	0.01 ✓	-	15.28 ✓

**RED RIVER FEDERAL CREDIT UNION CD
FOR THE MONTH OF MARCH, 2019**

FUND	BEGINNING BALANCE	INTEREST & PURCHASES	DECREASE	BOOK VALUE
Tobacco	243,364.85	568.41	-	243,933.26 ✓
TOTAL	243,364.85	568.41 ✓	-	243,933.26

BALANCE ALL ACCOUNTS **243,948.54 ✓**
 NCUA INSURANCE **243,948.54**

Attached is a list of balances for all county funds in the Red River Federal Credit Union.

RESPECTFULLY SUBMITTED THIS 25TH DAY OF JUNE, 2019.

Donna Early

 DONNA EARLY
 CASS COUNTY TREASURER


**DOMINO FEDERAL CREDIT UNION CD
FOR THE MONTH OF MARCH, 2019**

FUND	BEGINNING BALANCE	INTEREST & PURCHASES	DECREASE	BOOK VALUE
Tobacco	243,073.97	516.12	-	243,590.09
TOTAL	243,073.97	516.12	-	243,590.09

BALANCE ALL ACCOUNTS **243,590.09**
NCUA INSURANCE **243,590.09**

Attached is a list of balances for all county funds in the Domino Federal Credit Union.

RESPECTFULLY SUBMITTED THIS 25TH DAY OF JUNE, 2019.



DONNA EARLY
CASS COUNTY TREASURER

**TEXAR FEDERAL CREDIT UNION SAVINGS
FOR THE MONTH OF MARCH, 2019**

FUND	BEGINNING BALANCE	INTEREST & PURCHASES	DECREASE	BOOK VALUE
Tobacco	25.00	-	-	25.00
TOTAL	25.00	-	-	25.00 ✓

**TEXAR FEDERAL CREDIT UNION CD
FOR THE MONTH OF MARCH, 2019**

FUND	BEGINNING BALANCE	INTEREST & PURCHASES	DECREASE	BOOK VALUE
Tobacco	-	-	-	-
Cass County Forestry	-	-	-	-
TOTAL	-	-	-	- ✓

BALANCE ALL ACCOUNTS **25.00** ✓
 NCUA INSURANCE **25.00** ✓

Attached is a list of balances for all county funds in the TEXAR Federal Credit Union.

RESPECTFULLY SUBMITTED THIS 25TH DAY OF JUNE, 2019.

Donna Early

 DONNA EARLY
 CASS COUNTY TREASURER