

# Cass County Treasurer's Report


February  
2019

**THE CASS COUNTY TREASURER'S REPORT OF RECEIPTS  
FOR THE MONTH OF FEBRUARY, 2019**

<b>Source</b>	<b>2018</b>	<b>2019</b>
Justice of Peace #1	16,655.93	15,623.53
Justice of Peace #2	4,276.55	4,307.35
Justice of Peace #3	16,635.65	10,346.31
Justice of Peace #4	9,471.60	6,963.80
Constables	2,026.65	2,936.69
County Clerk	27,212.25	26,007.00
District Clerk	18,985.40	19,822.28 * * * *
Cass County Sheriff	1,073.00	795.00
Tax Collector	2,780,575.24	5,120,445.32
State of Texas	3,802.94	4,763.22
State of Texas Reimb	11,465.49	40,230.66
Forfeiture/Seizures	-	-
U.S. Treasury	-	-
Interest	13,528.96	21,051.12
Royalties	605.10	-
Cass County Park	94.80	1,583.08
Sales	611.80	268,045.80
Miscellaneous	19,407.21	12,435.81
Miscellaneous Reimb	5,221.98	3,828.41
Transferred Funds	-	649,340.78
<b>Sub-Total</b>	<b>2,931,650.55</b>	<b>6,208,526.16</b>
AIP Program	-	-
DOEP	375.00	-
Juvenile Probation	-	22,360.00
Adult Probation	31,350.26	24,618.72
Others/Miscellaneous	5,783.87	7,322.50
State/Others	1,470.00	9,882.00
CDA Discretionary	30.00	30.00
<b>Sub-Total</b>	<b>39,009.13</b>	<b>64,213.22</b>
<b>Grand Total</b>	<b>2,970,659.68</b>	<b>6,272,739.38</b> ✓
<b>NET SALARY</b>	<b>349,673.79</b>	<b>361,271.05</b> ✓

\* \* \* \* November 2019 Report

RESPECTFULLY SUBMITTED,



DONNA EARLY  
CASS COUNTY TREASURER

**THE CASS COUNTY TREASURER'S REPORT  
OF RECEIPTS AND DISBURSEMENTS  
FOR THE MONTH OF FEBRUARY, 2019**

<b>FUND</b>	<b>BEG. BAL.</b>	<b>RECEIVED</b>	<b>DISBURSED</b>	<b>BALANCE</b>
General	4,132,436.66	9,322,972.23	6,125,420.84	7,329,988.05
Jury Fund	(210,756.09)	180,977.70	43,580.16	(73,358.55)
Main R & B	165,237.02	1,454,072.98	843,254.24	776,055.76
H.A.V.A.	5,328.72	9.19	-	5,337.91
TOBACCO SETTLEMENT	1,013,981.83	746,813.51	744,894.69	1,015,900.65
R & B 1	868,601.52	379,767.30	377,873.32	870,495.50
R & B 2	516,715.29	374,087.18	357,801.66	533,000.81
R & B 3	359,812.62	344,929.41	345,378.16	359,363.87
R & B 4	410,966.29	351,408.49	354,218.24	408,156.54
CC PARK	(15,220.58)	1,679.77	4,144.01	(17,684.82)
FEDERAL ROAD IMPROVMT	1,821.49	3.14	-	1,824.63
LINDEN ENTERPRISE FUND	23.90	0.05	0.01	23.94
FEDERAL IMPROVMT 0711037	0.47	-	-	0.47
FEMA DR-1999 TX 2011 WF	10.07	0.01	-	10.08
BEAR CREEK FMAG 2965-2011	4,253.13	7.39	0.06	4,260.46
TEXAS CDBG CONT. 713069	9.84	0.01	-	9.85
TEXAS CDBG CONT. 7216247	485.70	0.83	-	486.53
LAW LIBRARY	(19,469.43)	735.00	1,731.58	(20,466.01)
CDA ESCROW	317.39	0.54	-	317.93
CDA FORFEITURE	44,208.66	3,717.82	3,638.64	44,287.84
TEXAS HISTORICAL GRANT	27,477.04	27,501.48	27,466.40	27,512.12
ARK LA TEX SEIZ/FORFT	(268.45)	-	-	(268.45)
CDA FEDERAL FORFEITURE	21,858.76	10,508.24	10,475.35	21,891.65
SHERIFF FED FORFT	4,421.75	7.63	-	4,429.38
HOME GRANT PROJECTS 2017	34,040.06	297.03	35,000.00	(662.91)
CTIF 01-034 TXDOT GRANT	740.88	1.27	-	742.15
FEMA 4269	530.12	0.91	-	531.03
RIGHT OF WAY	113,524.92	69,979.33	67,337.80	116,166.45
FORESTRY FUND	592,825.88	1,148,037.46	877,190.50	863,672.84
COMBINED I & S- SERIES 2015	521,982.36	1,381,867.45	1,543,119.36	360,730.45
CONST & RENOVATION	18,883.74	33.95	-	18,917.69
I & S 2016	91,617.55	263,163.66	183,824.87	170,956.34
PAYROLL	12,035.80	-	-	12,035.80
<b>SUB TOTAL</b>	<b>8,718,434.91</b>	<b>16,062,580.96</b>	<b>11,946,349.89</b>	<b>12,834,665.98</b>
JUVENILE PROB	344,855.60	219,562.67	228,023.16	336,395.11
ADULT PROB	290,095.68	205,099.57	239,016.99	256,178.26
SATP TRACK III	6,031.59	6,117.65	12,149.24	-
COMM SVC RESTITUTION	2,754.66	1,710.16	4,464.82	-
AIP PROGRAM	(36,418.79)	-	-	(36,418.79)
MENTAL HEALTH INT. PRG.	21,965.78	-	5,745.94	16,219.84
CIVIL CHILD SUPPORT PRG.	69,253.01	48,295.50	47,569.25	69,979.26
HIGH RISK TREATMENT PRG	12,229.96	-	10,286.41	1,943.55
AGGRESSIVE BEHAVIOR PRG. 4	3,422.99	-	1,799.84	1,623.15
DRUG COURT	24,172.37	-	12,036.20	12,136.17
VETERANS PROGRAM	8,734.95	-	-	8,734.95
FINANCIAL RESPONSIBILITY	591.74	1,148.42	1,740.16	-
INDIGENT DEFENSE	18,078.81	82.11	50.94	18,109.98
TASK FORCE	914.19	1.57	-	915.76
TASK FORCE PI	44,246.70	36,170.17	36,110.02	44,306.85
CDA STATE FUNDS	(1,127.97)	9,171.57	1,466.86	6,576.74
CDA DISCRETIONARY	6,801.66	41.75	59.20	6,784.21
<b>SUB TOTAL</b>	<b>816,602.93</b>	<b>527,401.14</b>	<b>600,519.03</b>	<b>743,485.04</b>
<b>GRAND TOTAL</b>	<b>9,535,037.84</b>	<b>16,589,982.10</b>	<b>12,546,868.92</b>	<b>13,578,151.02</b>

RESPECTFULLY SUBMITTED,

*Donna Early*  
DONNA EARLY

CASS COUNTY TREASURER

THE CASS COUNTY TREASURER'S REPORT  
OF RECEIPTS AND DISBURSEMENTS  
FOR THE MONTH OF FEBRUARY, 2019

CERTIFICATION

WE, THE UNDERSIGNED, certify that we have actually and fully inspected and counted all actual cash and assets in the hands of said Treasurer for the period beginning February 1, 2019 and ending February 28, 2019, and find the same to be true and correct, and order same to be entered upon the minutes of said court as required by Local Government Code, Sec. 114.026.

WITNESS OUR HAND, OFFICIALLY THIS 25TH DAY OF JUNE, 2019.

  
COMMISSIONER, PRECINCT 1

  
COMMISSIONER, PRECINCT 2

  
COMMISSIONER, PRECINCT 3

  
COMMISSIONER, PRECINCT 4

  
COUNTY JUDGE

SWORN TO AND SUBSCRIBED BY EACH OF THE ABOVE; RESPECTIVELY, THIS 25TH DAY OF JUNE, 2019.

  
COUNTY CLERK



ACCOUNT NAME	BEGINNING CASH BALANCE	CASH RECEIPTS	CASH DISBURSEMENTS	ENDING CASH BALANCE
2019 010 GENERAL FUND				
CASH	274,959.52	4,344,617.28	4,307,120.27	312,456.53
CASH-OPERATING	.00	.00	.00	.00
RECEIVABLES	.00	.00	.00	.00
TEXPOOL INVESTMENTS	83,592.38	153.81	.00	83,746.19
CD INVESTMENT	.00	.00	.00	.00
GB MONEY MARKET	1,418,300.50	.07	1,418,300.57	.00
STATE BANK MONEY MARKET	.00	4,972,743.68	400,000.00	4,572,743.68
LAND,BUILDINGS & IMPROVEMENTS	.00	.00	.00	.00
EQUIPMENT,FURNITURE&FIXTURES	.00	.00	.00	.00
TCLASS MONEY MARKET	2,204,592.17	4,458.74	.00	2,209,050.91
TEXANA BANK CD	150,992.09	998.65	.00	151,990.74
FUND TOTALS	4,132,436.66	9,322,972.23	6,125,420.84	7,329,988.05
2019 011 DISTRICT & CO COURT@LAW FUND				
DISTRICT AND CO COURT@LAW CASH	210,756.09	180,977.70	43,580.16	73,358.55
CASH-OPERATING	.00	.00	.00	.00
C D INVESTMENT	.00	.00	.00	.00
RECEIVABLES	.00	.00	.00	.00
TEXPOOL INVESTMENTS	.00	.00	.00	.00
CD INVESTMENT	.00	.00	.00	.00
MAIN GB MONEY MARKET	.00	.00	.00	.00
STATE BANK MONEY MARKET	.00	.00	.00	.00
FUND TOTALS	210,756.09	180,977.70	43,580.16	73,358.55
2019 012 MAIN ROAD & BRIDGE				
CASH-MAIN R&B OPERATING	145,897.76	809,261.96	823,914.98	131,244.74
MAIN-CASH OPERATING	.00	.00	.00	.00
C D INVESTMENT	.00	.00	.00	.00
RECEIVABLES	.00	.00	.00	.00
INVESTMENTS	.00	.00	.00	.00
CD INVESTMENT	.00	.00	.00	.00
MAIN GB MONEY MARKET	19,339.26	.00	19,339.26	.00
STATE BANK MONEY MARKET	.00	644,811.02	.00	644,811.02
TCLASS MONEY MARKET	.00	.00	.00	.00
FUND TOTALS	165,237.02	1,454,072.98	843,254.24	776,055.76
2019 013 H.A.V.A.				
CASH	5,328.72	9.19	.00	5,337.91
CASH-OPERATING	.00	.00	.00	.00
RECEIVABLES	.00	.00	.00	.00
TEXPOOL INVESTMENTS	.00	.00	.00	.00
INVESTMENTS	.00	.00	.00	.00
FUND TOTALS	5,328.72	9.19	.00	5,337.91
2019 014 TOBACCO SETTLEMENT				
TOBACCO SETTLEMENT	.00	.00	.00	.00
CASH	25,963.32	143,813.37	150,000.00	19,776.69
CASH-OPERATING	.00	.00	.00	.00
C.D. INVESTMENT	.00	.00	.00	.00
RECEIVABLES	.00	.00	.00	.00
TEXPOOL INVESTMENTS	57,932.29	106.53	.00	58,038.82
TOBACCO SETTLEMENT INVEST	.00	.00	.00	.00
GB MONEY MARKET	301,144.76	.00	301,144.76	.00
MAIN RR CD	242,852.53	150,512.32	150,000.00	243,364.85
STATE BANK MONEY MARKET	.00	451,606.05	.00	451,606.05

ACCOUNT NAME	BEGINNING CASH BALANCE	CASH RECEIPTS	CASH DISBURSEMENTS	ENDING CASH BALANCE
MAIN DC CD	242,608.69	465.28	.00	243,073.97
MAIN RR SV	15.27	.00	.00	15.27
MAIN TEXAR CD	143,439.97	305.96	143,749.93	.00
MAIN TEXAR SV	25.00	.00	.00	25.00
FUND TOTALS	1,013,981.83	746,813.51	744,894.69	1,015,900.65

2019 015 BEAR CK DISASTER DONATION	BEGINNING CASH BALANCE	CASH RECEIPTS	CASH DISBURSEMENTS	ENDING CASH BALANCE
CASH-BEAR CK DISASTER DONATION	.00	.00	.00	.00
RECEIVABLES	.00	.00	.00	.00
FUND TOTALS	.00	.00	.00	.00

2019 016 JUVENILE PROBATION	BEGINNING CASH BALANCE	CASH RECEIPTS	CASH DISBURSEMENTS	ENDING CASH BALANCE
CASH - JUVENILE PROBATION	14,205.67	32,276.92	41,240.54	5,242.05
CASH-OPERATING	.00	.00	.00	.00
C D INVESTMENT	.00	.00	.00	.00
RECEIVABLES	.00	.00	.00	.00
TEXPOOL INVESTMENTS	143,867.31	264.56	.00	144,131.87
CD INVESTMENT	.00	.00	.00	.00
GB MONEY MARKET	186,782.62	.00	186,782.62	.00
STATE BANK MONEY MARKET	.00	187,021.19	.00	187,021.19
FUND TOTALS	344,855.60	219,562.67	228,023.16	336,395.11

2019 017 ADULT PROBATION	BEGINNING CASH BALANCE	CASH RECEIPTS	CASH DISBURSEMENTS	ENDING CASH BALANCE
CASH OPERATING-ADULT	27,724.86	51,503.54	65,875.54	13,352.86
CASH-OPERATING	.00	.00	.00	.00
C D INVESTMENT	.00	.00	.00	.00
RECEIVABLES	.00	.00	.00	.00
TEXPOOL INVESTMENTS	109,229.37	200.86	.00	109,430.23
CD INVESTMENT	.00	.00	.00	.00
GB MONEY MARKET	153,141.45	.00	153,141.45	.00
STATE BANK MONEY MARKET	.00	153,395.17	20,000.00	133,395.17
FUND TOTALS	290,095.68	205,099.57	239,016.99	256,178.26

2019 018 CASS CO RESTITUTION CENTER	BEGINNING CASH BALANCE	CASH RECEIPTS	CASH DISBURSEMENTS	ENDING CASH BALANCE
RESTITUTION CENTER	.00	.00	.00	.00
CASH OPERATING-RESTITUTION CEN	.00	.00	.00	.00
CASH TO OPEN FNB BANK ACCT	.00	.00	.00	.00
RECEIVABLES	.00	.00	.00	.00
TEXPOOL INVESTMENTS	.00	.00	.00	.00
C D INVESTMENT	.00	.00	.00	.00
CD INVESTMENT	.00	.00	.00	.00
FUND TOTALS	.00	.00	.00	.00

2019 019 SATP TRACK III	BEGINNING CASH BALANCE	CASH RECEIPTS	CASH DISBURSEMENTS	ENDING CASH BALANCE
CASH OPERATING	6,031.59	6,117.65	12,149.24	.00
RECEIVABLES	.00	.00	.00	.00
CD INVESTMENTS	.00	.00	.00	.00
GB MONEY MARKET	.00	.00	.00	.00
STATE BANK MONEY MARKET	.00	.00	.00	.00
FUND TOTALS	6,031.59	6,117.65	12,149.24	.00

2019 020 COMMUNITY SERVICE RESTITUTION	BEGINNING CASH BALANCE	CASH RECEIPTS	CASH DISBURSEMENTS	ENDING CASH BALANCE
CASH OPERATING-CSR	2,754.66	1,710.16	4,464.82	.00
CASH-OPERATING	.00	.00	.00	.00
RECEIVABLES	.00	.00	.00	.00
CD INVESTMENTS	.00	.00	.00	.00
FUND TOTALS	2,754.66	1,710.16	4,464.82	.00

ACCOUNT NAME	BEGINNING CASH BALANCE	CASH RECEIPTS	CASH DISBURSEMENTS	ENDING CASH BALANCE
GB MONEY MARKET	.00	.00	.00	.00
STATE BANK MONEY MARKET	.00	.00	.00	.00
FUND TOTALS	2,754.66	1,710.16	4,464.82	.00

2019 021 ROAD AND BRIDGE #1 CASH-ROAD & BRIDGE#1 OPERATING

CASH-OPERATING	10,720.22	103,620.52	104,308.12	10,032.62
C D INVESTMENT	.00	.00	.00	.00
RECEIVABLES	.00	.00	.00	.00
TEXPOOL INVESTMENTS	83,877.50	154.24	.00	84,031.74
CD INVESTMENT	.00	.00	.00	.00
MAIN GB MONEY MARKET	226,565.20	.00	226,565.20	.00
STATE BANK MONEY MARKET	.00	274,885.37	47,000.00	227,885.37
TCLASS MONEY MARKET	547,438.60	1,107.17	.00	548,545.77
FUND TOTALS	868,601.52	379,767.30	377,873.32	870,495.50

2019 022 ROAD AND BRIDGE #2 CASH - R&B #2 OPERATING

CASH-OPERATING	9,412.29	81,746.75	80,312.70	10,846.34
C D INVESTMENT	.00	.00	.00	.00
RECEIVABLES	.00	.00	.00	.00
TEXPOOL INVESTMENTS	93,823.81	172.53	.00	93,996.34
CD INVESTMENT	.00	.00	.00	.00
GB MONEY MARKET	249,488.96	.00	249,488.96	.00
STATE BANK MONEY MARKET	.00	291,836.24	28,000.00	263,836.24
TCLASS MONEY MARKET	163,990.23	331.56	.00	164,321.89
FUND TOTALS	516,715.29	374,087.18	357,801.66	533,000.81

2019 023 ROAD AND BRIDGE #3 CASH - ROAD & BRIDGE #3 OPER

CASH-OPERATING	9,881.05	53,395.50	52,357.42	10,919.13
C D INVESTMENT	.00	.00	.00	.00
RECEIVABLES	.00	.00	.00	.00
TEXPOOL INVESTMENTS	27,811.19	51.14	.00	27,862.33
CD INVESTMENT	.00	.00	.00	.00
GB MONEY MARKET	271,020.74	.00	271,020.74	.00
STATE BANK MONEY MARKET	.00	291,379.43	22,000.00	269,379.43
TCLASS INVESTMENT POOL	51,099.64	103.34	.00	51,202.98
FUND TOTALS	359,812.62	344,929.41	345,378.16	359,363.87

2019 024 ROAD AND BRIDGE #4 CASH-ROAD & BRIDGE#4 OPERAT.

CASH-OPERATING	10,132.01	49,960.00	44,340.47	15,751.54
C D INVESTMENT	.00	.00	.00	.00
RECEIVABLES	.00	.00	.00	.00
TEXPOOL INVESTMENTS	79,516.72	146.22	.00	79,662.94
CD INVESTMENT	.00	.00	.00	.00
MAIN GB MONEY MARKET	300,877.77	.00	300,877.77	.00
STATE BANK MONEY MARKET	.00	301,260.94	9,000.00	292,260.94
TCLASS INVESTMENT POOL	20,439.79	41.33	.00	20,481.12
FUND TOTALS	410,966.29	351,408.49	354,218.24	408,156.54

2019 025 AIP PROGRAM

CASH-OPERATING	36,418.79	.00	.00	36,418.79
C D INVESTMENTS	.00	.00	.00	.00
RECEIVABLES	.00	.00	.00	.00

ACCOUNT NAME	BEGINNING CASH BALANCE	CASH RECEIPTS	CASH DISBURSEMENTS	ENDING CASH BALANCE
TEXPOOL INVESTMENTS	.00	.00	.00	.00
C D INVESTMENT	.00	.00	.00	.00
FUND TOTALS	36,418.79	.00	.00	36,418.79
2019 026 CASS COUNTY RESOURCE RECOVERY				
CASS CO. RESOURCE REC/ CASH	.00	.00	.00	.00
RECEIVABLES	.00	.00	.00	.00
INVESTMENTS	.00	.00	.00	.00
FUND TOTALS	.00	.00	.00	.00
2019 027 COUNTY CLERK ARCHIVE FUND				
PRESERVATION- CASH ACCT.	.00	.00	.00	.00
FUND TOTALS	.00	.00	.00	.00
2019 028 CASS COUNTY PARK				
CASS COUNTY PARKS	.00	.00	.00	.00
CASH OPERATING - CC PARKS	15,220.58	1,679.77	4,144.01	17,684.82
CASH-OPERATING	.00	.00	.00	.00
INVESTMENTS	.00	.00	.00	.00
FUND TOTALS	15,220.58	1,679.77	4,144.01	17,684.82
2019 029 FEDERAL-ROAD IMPROVMT 0710197				
CASH-	1,821.49	3.14	.00	1,824.63
CASH OPERATING	.00	.00	.00	.00
RECEIVABLES-ROAD IMPROVEMENT	.00	.00	.00	.00
INVESTMENTS-ROAD IMPROV	.00	.00	.00	.00
FUND TOTALS	1,821.49	3.14	.00	1,824.63
2019 030 LINDEN ENTERPRISE FUND				
CASH	23.89	.05	.00	23.94
CASH-OPERATING	.00	.00	.00	.00
INVESTMENTS	.00	.00	.00	.00
CD INVESTMENTS	.00	.00	.00	.00
MONEY MARKET GB	.01	.00	.01	.00
STATE BANK MONEY MARKET	.00	.00	.00	.00
FUND TOTALS	23.90	.05	.01	23.94
2019 031 EMG WATERSHED AG-7442-C-110010				
CASH	.00	.00	.00	.00
RECEIVABLES	.00	.00	.00	.00
INVESTMENTS-ROAD IMPROVEMENT	.00	.00	.00	.00
INVESTMENTS	.00	.00	.00	.00
FUND TOTALS	.00	.00	.00	.00
2019 032 FEDERAL IMPROVEMENT 0711037				
CASH	.47	.00	.00	.47
RECEIVABLES	.00	.00	.00	.00
INVESTMENTS	.00	.00	.00	.00
INVESTMENTS	.00	.00	.00	.00
FUND TOTALS	.47	.00	.00	.47
2019 033 SATT PROGRAM				
CASH	.00	.00	.00	.00
CD INVESTMENTS	.00	.00	.00	.00
RECIEVABLES	.00	.00	.00	.00
INVESTMENTS	.00	.00	.00	.00



ACCOUNT NAME	BEGINNING CASH BALANCE	CASH RECEIPTS	CASH DISBURSEMENTS	ENDING CASH BALANCE
<b>2019 034 MENTAL HEALTH INITIATIVE PRG</b>				
CASH	21,965.78	.00	5,745.94	16,219.84
CASH-OPERATING	.00	.00	.00	.00
CD INVESTMENTS	.00	.00	.00	.00
RECEIVABLES	.00	.00	.00	.00
INVESTMENTS	.00	.00	.00	.00
CD INVESTMENTS	.00	.00	.00	.00
MONEY MARKET GB	.00	.00	.00	.00
STATE BANK MONEY MARKET	.00	.00	.00	.00
<b>FUND TOTALS</b>	<b>21,965.78</b>	<b>.00</b>	<b>5,745.94</b>	<b>16,219.84</b>
<b>2019 035 CIVIL CHLD SUPPORT PROGRAM</b>				
CASH	21,753.01	795.50	69.25	22,479.26
CASH-OPERATING	.00	.00	.00	.00
CD INVESTMENTS	.00	.00	.00	.00
RECEIVABLES	.00	.00	.00	.00
INVESTMENTS	.00	.00	.00	.00
CD INVESTMENTS	.00	.00	.00	.00
GB MONEY MARKET	47,500.00	.00	47,500.00	.00
STATE BANK MONEY MARKET	.00	47,500.00	.00	47,500.00
<b>FUND TOTALS</b>	<b>69,253.01</b>	<b>48,295.50</b>	<b>47,569.25</b>	<b>69,979.26</b>
<b>2019 036 FEMA DR-1999-TX 2011 WILDFIRES</b>				
CASH-1999 FEMA WILDFIRES	10.07	.01	.00	10.08
CASH-OPERATING	.00	.00	.00	.00
RECEIVABLES	.00	.00	.00	.00
INVESTMENTS	.00	.00	.00	.00
INTEREST DISTRIBUTION	.00	.00	.00	.00
<b>FUND TOTALS</b>	<b>10.07</b>	<b>.01</b>	<b>.00</b>	<b>10.08</b>
<b>2019 037 HIGH RISK TREATMENT PROGRAM</b>				
CASH	12,229.96	.00	10,286.41	1,943.55
CASH-OPERATING	.00	.00	.00	.00
CD INVESTMENTS	.00	.00	.00	.00
RECEIVABLES	.00	.00	.00	.00
INVESTMENTS	.00	.00	.00	.00
CD INVESTMENTS	.00	.00	.00	.00
GB MONEY MARKET	.00	.00	.00	.00
STATE BANK MONEY MARKET	.00	.00	.00	.00
<b>FUND TOTALS</b>	<b>12,229.96</b>	<b>.00</b>	<b>10,286.41</b>	<b>1,943.55</b>
<b>2019 038 BEAR CREEK FMAG 2965-2011</b>				
CASH	4,253.07	7.39	.00	4,260.46
CASH-OPERATING	.00	.00	.00	.00
RECEIVABLES	.00	.00	.00	.00
CD INVESTMENTS	.00	.00	.00	.00
INVESTMENTS	.00	.00	.00	.00
CD INVESTMENTS	.00	.00	.00	.00
MONEY MARKET GB	.06	.00	.06	.00
<b>FUND TOTALS</b>	<b>4,253.13</b>	<b>7.39</b>	<b>.06</b>	<b>4,260.46</b>
<b>2019 039 TEXAS CDBG CONTRACT 713069</b>				
CASH	9.84	.01	.00	9.85
RECEIVABLES	.00	.00	.00	.00
INVESTMENTS	.00	.00	.00	.00
CD INVESTMENTS	.00	.00	.00	.00
<b>FUND TOTALS</b>	<b>9.84</b>	<b>.01</b>	<b>.00</b>	<b>9.85</b>

ACCOUNT NAME	BEGINNING CASH BALANCE	CASH RECEIPTS	CASH DISBURSEMENTS	ENDING CASH BALANCE
2019 040 TEXAS CDBG CONTRACT 7216247				
CASH	485.70	.83	.00	486.53
INVESTMENTS	.00	.00	.00	.00
GB MONEY MARKET	.00	.00	.00	.00
STATE BANK MONEY MARKET	.00	.00	.00	.00
FUND TOTALS	485.70	.83	.00	486.53
2019 041 LAW LIBRARY				
CASH - LAW LIBRARY OPERATING	19,469.43	735.00	1,731.58	20,466.01
CASH OPERATING	.00	.00	.00	.00
C D INVESTMENT	.00	.00	.00	.00
RECEIVABLES	.00	.00	.00	.00
CD INVESTMENT	.00	.00	.00	.00
FUND TOTALS	19,469.43	735.00	1,731.58	20,466.01
2019 042 INDIGENT DEFENSE GRANT (SB7)				
INDIGENT DEFENSE GRANT (SB7)	.00	.00	.00	.00
CASH-INDIGENT DEFENSE	17,981.89	31.03	.00	18,012.92
CASH OPERATING	.00	.00	.00	.00
CD INVESTMENT	.00	.00	.00	.00
RECEIVABLES	.00	.00	.00	.00
INVESTMENTS	45.98	.08	.00	46.06
TEXPOOL INVESTMENTS	.00	.00	.00	.00
BANK INVESTMENTS	.00	.00	.00	.00
MONEY MARKET GB	50.94	.00	50.94	.00
STATE BANK MONEY MARKET	.00	.00	.00	.00
FUND TOTALS	18,078.81	82.11	50.94	18,109.98
2019 043 DIST ATT. ESCROW ACCOUNT				
DIST ATT. ESCROW ACCOUNT	.00	.00	.00	.00
CASH OPERATING-DA ESCROW ACCT	317.39	.54	.00	317.93
CASH OPERATING	.00	.00	.00	.00
C D INVESTMENT	.00	.00	.00	.00
RECEIVABLES	.00	.00	.00	.00
INVESTMENTS	.00	.00	.00	.00
CD INVESTMENT	.00	.00	.00	.00
MONEY MARKET GB	.00	.00	.00	.00
STATE BANK MONEY MARKET	.00	.00	.00	.00
FUND TOTALS	317.39	.54	.00	317.93
2019 044 C.D.A. FORFEITURE ACCOUNT				
C.D.A. FORFEITURE ACCOUNT	.00	.00	.00	.00
CASH OPERATING-CDA FORFEITURE	416.68	.71	.00	417.39
CASH OPERATING	.00	.00	.00	.00
C D INVESTMENT	.00	.00	.00	.00
RECEIVABLES	.00	.00	.00	.00
INVESTMENTS	40,153.34	73.83	.00	40,227.17
CD INVESTMENT	.00	.00	.00	.00
GB MONEY MARKET	3,638.64	.00	3,638.64	.00
STATE BANK MONEY MARKET	.00	.00	.00	.00
FUND TOTALS	44,208.66	3,717.82	3,638.64	44,287.84
2019 045 REGIONAL INTRASTATE TASK FORCE				
ARK-LA-TEX NARC TASK FORCE	.00	.00	.00	.00
REGIONAL TASK FRC CASH	914.19	1.57	.00	915.76

ACCOUNT NAME	BEGINNING CASH BALANCE	CASH RECEIPTS	CASH DISBURSEMENTS	ENDING CASH BALANCE
2019 046 TASK FORCE PROGRAM INCOME				
TASK FORCE PROGRAM INCOME	.00	.00	.00	.00
TF PROGRAM INCOME-CASH	8,136.68	14.04	.00	8,150.72
CASH OPERATING	.00	.00	.00	.00
CD INVESTMENTS	.00	.00	.00	.00
RECEIVABLES	.00	.00	.00	.00
INVESTMENTS	.00	.00	.00	.00
CD INVESTMENTS	.00	.00	.00	.00
STATE BANK MONEY MARKET	.00	.00	.00	.00
FUND TOTALS	914.19	1.57	.00	915.76
2019 047 CDA-STATE FUNDS				
CDA STATE FUNDS	.00	.00	.00	.00
CASH	1,127.97	9,171.44	1,466.86	6,576.61
CASH OPERATING	.00	.00	.00	.00
CD INVESTMENTS	.00	.00	.00	.00
INVESTMENTS	.00	.13	.00	.13
CD INVESTMENTS	.00	.00	.00	.00
FUND TOTALS	1,127.97	9,171.57	1,466.86	6,576.74
2019 048 TEXAS HISTORICAL GRANT				
CASH	.00	.00	.00	.00
CASH	10.64	.01	.00	10.65
CASH-OPERATING	.00	.00	.00	.00
CD INVESTMENTS	.00	.00	.00	.00
RECEIVABLES	.00	.00	.00	.00
CD INVESTMENTS	.00	.00	.00	.00
GB MONEY MARKET	27,466.40	.00	27,466.40	.00
STATE BANK MONEY MARKET	.00	27,501.47	.00	27,501.47
FUND TOTALS	27,477.04	27,501.48	27,466.40	27,512.12
2019 050 ARK LA TEX SEIZ/FORFT-FUND				
ARK-LA-TEX FORF/SEIZ	.00	.00	.00	.00
CASH	268.45	.00	.00	268.45
CASH OPERATING	.00	.00	.00	.00
C D INVESTMENTS	.00	.00	.00	.00
INVESTMENTS	.00	.00	.00	.00
CD INVESTMENT	.00	.00	.00	.00
FUND TOTALS	268.45	.00	.00	268.45
2019 051 CDA FORFEITURE FUNDS				
CDA FEDERAL FORFEITURES FUND	.00	.00	.00	.00
CASH	11,311.00	19.52	.00	11,330.52
CASH-OPERATING	.00	.00	.00	.00
C D INVESTMENTS	.00	.00	.00	.00
TEXPOOL INVESTMENTS	72.41	.00	.00	72.41
CD INVESTMENT	.00	.00	.00	.00
MONEY MARKET	10,475.35	.00	10,475.35	.00

ACCOUNT NAME  
 STATE BANK MONEY MARKET  
 FUND TOTALS

2019 052 SHERIFF FEDERAL FORFEITURES  
 SHERIFF FEDERAL FORFEITURES  
 CASH  
 CASH-OPERATING  
 C D INVESTMENTS  
 INVESTMENTS  
 CD INVESTMENTS  
 MONEY MARKET GB  
 STATE BANK MONEY MARKET  
 FUND TOTALS

2019 055 HOME GRANT PROJECTS 2017  
 CASH  
 CASH  
 CD INVESTMENTS  
 A/R  
 RECEIVABLES  
 FUND TOTALS

2019 060 MENTAL HEALTH PROGRAM # 4  
 CASH  
 CD INVESTMENTS  
 RECEIVABLES  
 INVESTMENTS  
 MONEY MARKET GB  
 STATE BANK MONEY MARKET  
 FUND TOTALS

2019 061 AGGRESSIVE BEHAVIOR PROGRAM#20  
 CASH  
 CD INVESTMENTS  
 RECEIVABLES  
 INVESTMENTS  
 GB MONEY MARKET  
 STATE BANK MONEY MARKET  
 FUND TOTALS

2019 062 CTIF-01-034 TXDOT GRANT  
 CASH  
 GB MONEY MARKET  
 STATE BANK MONEY MARKET  
 FUND TOTALS

2019 063 CASS COUNTY DRUG COURT  
 CASH  
 CD INVESTMENTS  
 RECEIVABLES  
 INVESTMENTS  
 GB MONEY MARKET  
 FUND TOTALS

2019 064 VETERANS PROGRAM  
 CASH  
 CD INVESTMENTS

ACCOUNT NAME	BEGINNING CASH BALANCE	CASH RECEIPTS	CASH DISBURSEMENTS	ENDING CASH BALANCE
STATE BANK MONEY MARKET	21,858.76	10,508.24	10,475.35	21,891.65
FUND TOTALS	21,858.76	10,508.24	10,475.35	21,891.65
2019 052 SHERIFF FEDERAL FORFEITURES				
SHERIFF FEDERAL FORFEITURES	4,421.75	7.63		4,429.38
CASH	4,421.75	7.63		4,429.38
CASH-OPERATING				
C D INVESTMENTS				
INVESTMENTS				
CD INVESTMENTS				
MONEY MARKET GB				
STATE BANK MONEY MARKET				
FUND TOTALS	4,421.75	7.63		4,429.38
2019 055 HOME GRANT PROJECTS 2017				
CASH	34,040.06	297.03	35,000.00	662.91
CASH	34,040.06	297.03	35,000.00	662.91
CD INVESTMENTS				
A/R				
RECEIVABLES				
FUND TOTALS	34,040.06	297.03	35,000.00	662.91
2019 060 MENTAL HEALTH PROGRAM # 4				
CASH	3,422.99		1,799.84	1,623.15
CD INVESTMENTS				
RECEIVABLES				
INVESTMENTS				
GB MONEY MARKET				
STATE BANK MONEY MARKET				
FUND TOTALS	3,422.99		1,799.84	1,623.15
2019 061 AGGRESSIVE BEHAVIOR PROGRAM#20				
CASH	740.88	1.27		742.15
GB MONEY MARKET				
STATE BANK MONEY MARKET				
FUND TOTALS	740.88	1.27		742.15
2019 062 CTIF-01-034 TXDOT GRANT				
CASH	24,172.37		12,036.20	12,136.17
CD INVESTMENTS				
RECEIVABLES				
INVESTMENTS				
GB MONEY MARKET				
STATE BANK MONEY MARKET				
FUND TOTALS	24,172.37		12,036.20	12,136.17
2019 063 CASS COUNTY DRUG COURT				
CASH	8,734.95			8,734.95
CD INVESTMENTS				

ACCOUNT NAME	BEGINNING CASH BALANCE	CASH RECEIPTS	CASH DISBURSEMENTS	ENDING CASH BALANCE
2019 065 FEMA 4269				
CASH	530.12	.91	.00	531.03
GB MONEY MARKET	.00	.00	.00	.00
STATE BANK MONEY MARKET	.00	.00	.00	.00
FUND TOTALS	530.12	.91	.00	531.03
2019 066 FINANCIAL RESPONSIBILITY PROG				
CASH	591.74	1,148.42	1,740.16	.00
CD INVESTMENTS	.00	.00	.00	.00
RECEIVABLES	.00	.00	.00	.00
INVESTMENTS	.00	.00	.00	.00
GB MONEY MARKET	.00	.00	.00	.00
STATE BANK MONEY MARKET	.00	.00	.00	.00
FUND TOTALS	591.74	1,148.42	1,740.16	.00
2019 070 RIGHT OF WAY FUND				
CASH -RIGHT OF WAY OPERATING	16,438.14	2,500.83	.00	18,938.97
CASH-OPERATING	.00	.00	.00	.00
C D INVESTMENT	.00	.00	.00	.00
RECEIVABLES	.00	.00	.00	.00
INVESTMENTS	29,748.98	54.70	.00	29,803.68
CD INVESTMENT	.00	.00	.00	.00
MAIN MONEY MARKET GB	67,337.80	.00	67,337.80	.00
STATE BANK MONEY MARKET	.00	67,423.80	.00	67,423.80
FUND TOTALS	113,524.92	69,979.33	67,337.80	116,166.45
2019 072 CASS COUNTY FORESTRY FUND				
CASH- CASS COUNTY FORESTRY FUND	32,679.93	372,601.57	365,000.00	40,281.50
CASH OPERATING	.00	.00	.00	.00
C D INVESTMENT	.00	.00	.00	.00
RECEIVABLES	.00	.00	.00	.00
INVESTMENTS	48,176.83	88.59	.00	48,265.42
CD INVESTMENT	.00	.00	.00	.00
MAIN GB MONEY MARKET	409,512.16	.00	409,512.16	.00
STATE BANK MONEY MARKET	.00	775,125.92	.00	775,125.92
MAIN TEXAR CD	102,456.96	221.38	102,678.34	.00
TCLASS INVESTMENT POOL	.00	.00	.00	.00
FUND TOTALS	592,825.88	1,148,037.46	877,190.50	863,672.84
2019 080 CASS COUNTY JAIL CONSTRUCTION				
CASH- CASS CO JAIL CONST	.00	.00	.00	.00
C D INVESTMENT	.00	.00	.00	.00
RECEIVABLES	.00	.00	.00	.00
INVESTMENTS-CC JAIL CONST	.00	.00	.00	.00
CD INVESTMENT	.00	.00	.00	.00
FUND TOTALS	.00	.00	.00	.00
2019 081 CC JAIL INT & SINKING				
CASH-CC JAIL INT & SINKING	.00	.00	.00	.00
C D INVESTMENT	.00	.00	.00	.00

ACCOUNT NAME	BEGINNING CASH BALANCE	CASH RECEIPTS	CASH DISBURSEMENTS	ENDING CASH BALANCE
2019 082 RESOURCE RECOVERY I45				
CASH-CC RESOURCE RECOVERY	.00	.00	.00	.00
PETTY CASH	.00	.00	.00	.00
C D INVESTMENT	.00	.00	.00	.00
RECEIVABLES	.00	.00	.00	.00
INVESTMENTS	.00	.00	.00	.00
BANK INVESTMENT	.00	.00	.00	.00
FUND TOTALS	.00	.00	.00	.00
2019 083 RESOURCE RECOVERY INT&SINKING				
CASH-RES REC INT&SINKING	.00	.00	.00	.00
C D INVESTMENT	.00	.00	.00	.00
RECEIVABLES	.00	.00	.00	.00
INVESTMENTS	.00	.00	.00	.00
BANK INVESTMENT	.00	.00	.00	.00
FUND TOTALS	.00	.00	.00	.00
2019 084 COMBINED INTEREST & SINKING				
COMBINED INTEREST & SINKING	.00	.00	.00	.00
CASH	7,183.61	396,725.00	396,725.00	7,183.61
CASH-OPERATING	.00	.00	.00	.00
CD INVESTMENT	.00	.00	.00	.00
RECEIVABLES	.00	.00	.00	.00
INVESTMENTS	.00	.00	.00	.00
BANK INVESTMENTS	.00	.00	.00	.00
C1&S STATE BANK MONEY MARKET	.00	750,271.84	396,725.00	353,546.84
C1&S GB MM	514,798.75	234,870.36	749,669.36	.00
FUND TOTALS	521,982.36	1,381,867.45	1,543,119.36	360,730.45
2019 085 LAW ENFORC.CONSTRUCTION FUND				
06 CONSTRUCTION & RENOVATION	6,719.54	11.59	.00	6,731.13
CASH OPERATING	.00	.00	.00	.00
C D INVESTMENT	.00	.00	.00	.00
INVESTMENTS	12,164.20	22.36	.00	12,186.56
CD INVESTMENTS	.00	.00	.00	.00
MAIN MONEY MARKET GB	.00	.00	.00	.00
STATE BANK MONEY MARKET	.00	.00	.00	.00
FUND TOTALS	18,883.74	33.95	.00	18,917.69
2019 086 INTEREST & SINKING SERIES 2016				
CASH	5,465.66	6,221.73	6,187.51	5,499.88
CASH OPERATING	.00	.00	.00	.00
CD INVESTMENTS	.00	.00	.00	.00
RECEIVABLES	.00	.00	.00	.00
INVESTMENTS	.00	.00	.00	.00
BANK INVESTMENTS	.00	.00	.00	.00
C1&S STATE BANK MONEY MARKET	.00	171,643.97	6,187.51	165,456.46
C1&S GB MM	86,151.89	85,297.96	171,449.85	.00
FUND TOTALS	91,617.55	263,163.66	183,824.87	170,956.34
2019 089 CDA DISCRETIONARY FUND				
CASH	6,801.66	41.75	59.20	6,784.21

ACCOUNT NAME	BEGINNING CASH BALANCE	CASH RECEIPTS	CASH DISBURSEMENTS	ENDING CASH BALANCE
2019 090 PAYROLL				
PAYROLL FUND	.00	.00	.00	.00
PAYROLL CASH	12,035.80	.00	.00	12,035.80
CASH OPERATING	.00	.00	.00	.00
FUND TOTALS	12,035.80	.00	.00	12,035.80
2019 096 GENERAL FIXED ASSETS				
CASH	.00	.00	.00	.00
LAND, BLDGS & IMPROVEMENTS	.00	.00	.00	.00
EQUIP, FURN, & FIXTURES	.00	.00	.00	.00
CAPITAL LEASE ASSETS (AUTOS)	.00	.00	.00	.00
CONSTRUCTION IN PROGRESS	.00	.00	.00	.00
FUND TOTALS	.00	.00	.00	.00
2019 097 GENERAL LONG TERM DEBT				
CASH	.00	.00	.00	.00
FUND TOTALS	.00	.00	.00	.00
GRAND TOTALS	9,535,037.84	16,589,982.10	12,546,868.92	13,578,151.02

FUND NAME	CHECKING ACCOUNT	CHECKING AMOUNT	TDOA ACCOUNT	TDOA AMOUNT	FUND TOTAL
2019 010 GENERAL FUND	MAIN	312,456.53	MAIN TDOA MAIN GB MM MAIN SB MM MAIN TCLAS MAIN TA CD	83,746.19 4,572,743.68 2,209,050.91 151,990.74	7,329,988.05
2019 011 DISTRICT & CO COURT@LAW FUNMAIN		73,358.55-	MAIN TDOA MAIN GB MM MAIN SB MM		73,358.55-
2019 012 MAIN ROAD & BRIDGE	MAIN	131,244.74	MAIN TDOA MAIN GB MM MAIN SB MM MAIN TCLAS	644,811.02	776,055.76
2019 013 H.A.V.A.	MAIN	5,337.91	MAIN TDOA		5,337.91
2019 014 TOBACCO SETTLEMENT	MAIN	19,776.69	MAIN TDOA MAIN GB MM MAIN RR CD MAIN SB MM MAIN DC CD MAIN RR SV MAIN TX CD MAIN TX SV	58,038.82 243,364.85 451,606.05 243,073.97 15.27 25.00	1,015,900.65
2019 015 BEAR CK DISASTER DONATION BRCREEK					
2019 016 JUVENILE PROBATION	MAIN	5,242.05	MAIN TDOA MAIN GB MM MAIN SB MM	144,131.87 187,021.19	336,395.11
2019 017 ADULT PROBATION	MAIN	13,352.86	MAIN TDOA MAIN GB MM MAIN SB MM	109,430.23 133,395.17	256,178.26
2019 018 CASS CO RESTITUTION CENTER	MAIN		MAIN TDOA		
2019 019 SATP TRACK III	MAIN		MAIN GB MM MAIN SB MM		
2019 020 COMMUNITY SERVICE RESTITUTIMAIN			MAIN GB MM MAIN SB MM		
2019 021 ROAD AND BRIDGE #1	MAIN	10,032.62	MAIN TDOA MAIN GB MM MAIN SB MM MAIN TCLAS	84,031.74 227,885.37 548,545.77	870,495.50
2019 022 ROAD AND BRIDGE #2	MAIN	10,846.34	MAIN TDOA MAIN GB MM MAIN SB MM MAIN TCLAS	93,996.34 263,836.24 164,321.89	533,000.81
2019 023 ROAD AND BRIDGE #3	MAIN	10,919.13	MAIN TDOA MAIN GB MM	27,862.33	



FUND NAME	CHECKING ACCOUNT	CHECKING AMOUNT	TDOA ACCOUNT	TDOA AMOUNT	FUND TOTAL
2019 024 ROAD AND BRIDGE #4	MAIN	15,751.54	MAIN SB MM MAIN TCLAS	269,379.43 51,202.98	359,363.87
2019 025 AIP PROGRAM	MAIN	36,418.79	MAIN TDOA	79,662.94	408,156.54
2019 026 CASS COUNTY RESOURCE RECOVERMAIN	MAIN	17,684.82	MAIN TDOA	292,260.94	36,418.79
2019 027 COUNTY CLERK ARCHIVE FUND	MAIN	1,824.63	MAIN TDOA	20,481.12	17,684.82
2019 028 CASS COUNTY PARK	MAIN	23.94	MAIN TDOA MAIN GB MM MAIN SB MM		1,824.63
2019 029 FEDERAL-ROAD IMPROVMT 0711019MAIN	MAIN	47	MAIN TDOA	23.94	23.94
2019 030 LINDEN ENTERPRISE FUND	MAIN	16,219.84	MAIN TDOA	47	16,219.84
2019 031 EMG WATERSHED AG-7442-C-1100MAIN	MAIN	22,479.26	MAIN TDOA	47,500.00	69,979.26
2019 032 FEDERAL IMPROVEMENT 0711037 MAIN	MAIN	10.08	MAIN TDOA		10.08
2019 033 SATT PROGRAM	MAIN	1,943.55	MAIN TDOA MAIN GB MM MAIN SB MM		1,943.55
2019 034 MENTAL HEALTH INITIATIVE PRGMMAIN	MAIN	4,260.46	MAIN TDOA MAIN GB MM		4,260.46
2019 035 CIVIL CHILD SUPPORT PROGRAM MAIN	MAIN	9.85	MAIN GB MM MAIN SB MM		9.85
2019 036 FEMA DR-1999-TX 2011 WILDFIRMAIN	MAIN	486.53	MAIN TDOA		486.53
2019 037 HIGH RISK TREATMENT PROGRAM MAIN	MAIN	20,466.01	MAIN GB MM MAIN SB MM		20,466.01
2019 038 BEAR CREEK FMAG 2965-2011	MAIN	18,012.92	MAIN TDOA MAIN GB MM MAIN SB MM	46.06	18,109.98
2019 039 TEXAS CDBG CONTRACT 713069	MAIN			51.00	
2019 040 TEXAS CDBG CONTRACT 7216247	MAIN				
2019 041 LAW LIBRARY	MAIN				
2019 042 INDIGENT DEFENSE GRANT (SB7)MAIN	MAIN				

FUND NAME	CHECKING ACCOUNT	CHECKING AMOUNT	TDOA ACCOUNT	TDOA AMOUNT	FUND TOTAL
2019 043 DIST ATT. ESCROW ACCOUNT	MAIN	317.93	MAIN TDOA MAIN GB MM MAIN SB MM		317.93
2019 044 C. D.A. FORFEITURE ACCOUNT	MAIN	417.39	MAIN TDOA MAIN GB MM MAIN SB MM	40,227.17	44,287.84
2019 045 REGIONAL INTRASTATE TASK FORMAIN		915.76	MAIN SB MM		915.76
2019 046 TASK FORCEE PROGRAM INCOME	MAIN	8,150.72	MAIN GB MM MAIN SB MM	36,156.13	44,306.85
2019 047 CDA-STATE FUNDS	MAIN	6,576.61	MAIN TDOA	.13	6,576.74
2019 048 TEXAS HISTORICAL GRANT	MAIN	10.65	MAIN GB MM MAIN SB MM	27,501.47	27,512.12
2019 050 ARK LA TEX SEIZ/FORFT.FUND	MAIN	268.45-			268.45-
2019 051 CDA FORFEITURE FUNDS	MAIN	11,330.52	MAIN TDOA MAIN GB MM MAIN SB MM	72.41	
2019 052 SHERIFF FEDERAL FORFEITURES	MAIN	4,429.38	MAIN TDOA MAIN GB MM MAIN SB MM	10,488.72	21,891.65
2019 055 HOME GRANT PROJECTS 2017	MAIN	662.91-			662.91-
2019 060 MENTAL HEALTH PROGRAM # 4	MAIN		MAIN TDOA MAIN GB MM MAIN SB MM		4,429.38
2019 061 AGGRESSIVE BEHAVIOR PROGRAM#MAIN		1,623.15	MAIN TDOA MAIN GB MM MAIN SB MM		1,623.15
2019 062 CTIF-01-034 TXDOT GRANT	MAIN	742.15	MAIN GB MM MAIN SB MM		742.15
2019 063 CASS COUNTY DRUG COURT	MAIN	12,136.17	MAIN TDOA	12,136.17	
2019 064 VETERANS PROGRAM	MAIN	8,734.95	MAIN TDOA MAIN GB MM MAIN SB MM		8,734.95
2019 065 FEMA 4269	MAIN	531.03	MAIN GB MM MAIN SB MM		531.03
2019 066 FINANCIAL RESPONSIBILITY PROMAIN			MAIN TDOA MAIN GB MM MAIN SB MM		
2019 070 RIGHT OF WAY FUND	MAIN	18,938.97	MAIN TDOA MAIN GB MM	29,803.68	

FUND NAME	CHECKING ACCOUNT	CHECKING AMOUNT	TDOA ACCOUNT	TDOA AMOUNT	FUND TOTAL
2019 072 CASS COUNTY FORESTRY FUND	MAIN	40,281.50	MAIN SB MM	67,423.80	116,166.45
2019 080 CASS COUNTY JAIL CONSTRUCTIOCC JAIL CO			MAIN TDOA MAIN GB MM MAIN SB MM MAIN TX CD MAIN TCLAS	48,265.42 775,125.92	863,672.84
2019 081 CC JAIL INT & SINKING	CC JAILI&S		CCJC-TDOA CC JAIL CD		
2019 082 RESOURCE RECOVERY I&S	CC SW CONS		CCJIS-TDOA JAIL I&SCD		
2019 083 RESOURCE RECOVERY INT&SINKINCC SW I&S			CCSWC-TDOA SW CONSTCD		
2019 084 COMBINED INTEREST & SINKING CI&S		7,183.61	CCSWIS-TDO SW I&S CD		
2019 085 LAW ENFORC. CONSTRUCTION FUNDMAIN		6,731.13	CI&S CI&S SB MM CI&S GB MM	353,546.84	360,730.45
2019 086 INTEREST & SINKING SERIES 20CI&S		5,499.88	MAIN TDOA MAIN GB MM MAIN SB MM	12,186.56	18,917.69
2019 089 CDA DISCRETIONARY FUND	MAIN	6,784.21	CI&S SB MM CI&S GB MM	165,456.46	170,956.34
2019 090 PAYROLL	PAYROLL	12,035.80			6,784.21
2019 096 GENERAL FIXED ASSETS					12,035.80
2019 097 GENERAL LONG TERM DEBT					
<b>TOTAL</b>		604,743.92		12,973,407.10	13,578,151.02

CHECK ACCOUNT

ACCOUNT BALANCE - MAIN 580,024.63  
 ACCOUNT BALANCE - CI&S 12,683.49  
 ACCOUNT BALANCE - PAYROLL 12,035.80

TOTAL 604,743.92

TDOA ACCOUNT

ACCOUNT BALANCE - MAIN TDOA 811,501.89  
 ACCOUNT BALANCE - MAIN SB MM 8,010,829.41  
 ACCOUNT BALANCE - MAIN TCLAS 2,993,602.67  
 ACCOUNT BALANCE - MAIN TA CD 151,990.74  
 ACCOUNT BALANCE - MAIN RR CD 243,364.85  
 ACCOUNT BALANCE - MAIN DC CD 243,073.97  
 ACCOUNT BALANCE - MAIN RR SV 15.27  
 ACCOUNT BALANCE - MAIN TX SV 25.00  
 ACCOUNT BALANCE - CI&S SB MM 519,003.30

TOTAL 12,973,407.10

604,743.92  
 12,973,407.10  
 -----  
 13,578,151.02 ✓

**TEXPOOL INVESTMENTS  
FOR THE MONTH OF FEBRUARY, 2019**

FUND	BEGINNING BALANCE	INTEREST & PURCHASES	DECREASE	BOOK VALUE
General	83,592.38	153.81	-	83,746.19
Tobacco Settlement	57,932.29	106.53	-	58,038.82
Juvenile Probation	143,867.31	264.56	-	144,131.87
Adult Probation	109,229.37	200.86	-	109,430.23
R & B # 1	83,877.50	154.24	-	84,031.74
R & B # 2	93,823.81	172.53	-	93,996.34
R & B # 3	27,811.19	51.14	-	27,862.33
R & B # 4	79,516.72	146.22	-	79,662.94
Indigent Defense Grant	45.98	0.08	-	46.06
CDA Forfeiture	40,153.34	73.83	-	40,227.17
CDA - State Funds	-	0.13	-	0.13
CDA Federal Forfeiture Fund	72.41	-	-	72.41
Right of Way	29,748.98	54.70	-	29,803.68
Forestry	48,176.83	88.59	-	48,265.42
Construction & Renovation	12,164.20	22.36	-	12,186.56
<b>TOTAL</b>	<b>810,012.31</b>	<b>1,489.58</b>	<b>-</b>	<b>811,501.89</b>

Attached is a letter from TexPool stating the book and market value of their funds.

RESPECTFULLY SUBMITTED THIS 25TH DAY OF JUNE, 2019.


  
 DONNA EARLY  
 CASS COUNTY TREASURER

**STATE BANK OF DEKALB  
FOR THE MONTH OF FEBRUARY, 2019**

Attached is a copy of Pledged Securities (Letters of Credit).

CLOC	<b>14,470,000.00</b>
FDIC INSURANCE	<b>500,000.00</b>
BOOK VALUE	-
MARKET VALUE PLEDGED	-
ACCOUNT BALANCES	<b>11,754,876.18</b>
PLEDGED EXCESS	<b>3,215,123.82</b>

RESPECTFULLY SUBMITTED THIS 25TH DAY OF JUNE, 2019.

  
DONNA EARLY  
CASS COUNTY TREASURER


**GUARANTY BANK AND TRUST GENERAL MM  
FOR THE MONTH OF FEBRUARY, 2019**

<b>FUND</b>	<b>BEGINNING BALANCE</b>	<b>INTEREST &amp; PURCHASES</b>	<b>DECREASE</b>	<b>BOOK VALUE</b>
General	1,418,300.50	0.07	1,418,300.57	-
Main R & B	19,339.26	-	19,339.26	-
Tobacco	301,144.76	-	301,144.76	-
Juvenile Probation	186,782.62	-	186,782.62	-
Adult Probation	153,141.45	-	153,141.45	-
R & B 1	226,565.20	-	226,565.20	-
R & B 2	249,488.96	-	249,488.96	-
R & B 3	271,020.74	-	271,020.74	-
R & B 4	300,877.77	-	300,877.77	-
Linden Enterprise Fund	0.01	-	0.01	-
Civil Child Support Prgm.	47,500.00	-	47,500.00	-
Bear Creek FMAG 2965-2011	0.06	-	0.06	-
TX CDBG CONTRACT 7216247	-	-	-	-
Indigent Defense Grant	50.94	-	50.94	-
CDA Forfeiture Account	3,638.64	-	3,638.64	-
Task Force PI	36,110.02	-	36,110.02	-
Texas Historical Grant	27,466.40	-	27,466.40	-
CDA Forfeiture Funds	10,475.35	-	10,475.35	-
Sheriff Federal Forfeiture	-	-	-	-
CTIF-01-034 TXDOT Grant	-	-	-	-
FEMA 4269	-	-	-	-
Right of Way	67,337.80	-	67,337.80	-
Cass County Forestry	409,512.16	-	409,512.16	-
<b>TOTAL</b>	<b>3,728,752.64</b>	<b>0.07</b>	<b>3,728,752.71</b>	<b>-</b>

**GUARANTY BANK AND TRUST CI&S MM  
FOR THE MONTH OF FEBRUARY, 2019**

<b>FUND</b>	<b>BEGINNING BALANCE</b>	<b>INTEREST &amp; PURCHASES</b>	<b>DECREASE</b>	<b>BOOK VALUE</b>
Combined I&S Series 2015	514,798.75	234,870.61	749,669.36	-
I&S Series 2016	86,151.89	85,297.96	171,449.85	-
<b>TOTAL</b>	<b>600,950.64</b>	<b>320,168.57</b>	<b>921,119.21</b>	<b>-</b>
<b>BALANCE ALL MM ACCOUNTS</b>	<b>0.00</b>			

RESPECTFULLY SUBMITTED THIS 25TH DAY OF JUNE, 2019.


  
 DONNA EARLY  
 CASS COUNTY TREASURER

**TEXAS CLASS INVESTMENTS  
FOR THE MONTH OF FEBRUARY, 2019**

<b>FUND</b>	<b>BEGINNING BALANCE</b>	<b>INTEREST &amp; PURCHASES</b>	<b>DECREASE</b>	<b>BOOK VALUE</b>
General	2,204,592.17	4,458.74	-	2,209,050.91
Main R & B	-	-	-	-
R & B 1	547,438.60	1,107.17	-	548,545.77
R & B 2	163,990.23	331.66	-	164,321.89
R & B 3	51,099.64	103.34	-	51,202.98
R & B 4	20,439.79	41.33	-	20,481.12
<b>TOTAL</b>	<b>2,987,560.43</b>	<b>6,042.24</b> ✓	-	<b>2,993,602.67</b> ✓

Attached is a letter from Texas CLASS stating the book and market value of their funds.

RESPECTFULLY SUBMITTED THIS 25TH DAY OF JUNE, 2019.

  
 \_\_\_\_\_  
 DONNA EARLY  
 CASS COUNTY TREASURER



**TEXANA BANK CD  
FOR THE MONTH OF FEBRUARY, 2019**

<b>FUND</b>	<b>BEGINNING BALANCE</b>	<b>INTEREST &amp; PURCHASES</b>	<b>DECREASE</b>	<b>BOOK VALUE</b>
General	150,992.09	998.65	-	151,990.74
<b>TOTAL</b>	<b>150,992.09</b>	<b>998.65</b> ✓	-	<b>151,990.74</b> ✓
 BALANCE ALL ACCOUNTS	 <b>151,990.74</b> ✓			
FDIC INSURANCE	<b>151,990.74</b>			

RESPECTFULLY SUBMITTED THIS 25TH DAY OF JUNE, 2019.

  
 \_\_\_\_\_  
 DONNA EARLY  
 CASS COUNTY TREASURER

**RED RIVER FEDERAL CREDIT UNION SAVINGS  
FOR THE MONTH OF FEBRUARY, 2019**

FUND	BEGINNING BALANCE	INTEREST & PURCHASES	DECREASE	BOOK VALUE
Tobacco	15.27	-	-	15.27
<b>TOTAL</b>	<b>15.27</b>	<b>-</b>	<b>-</b>	<b>15.27</b> ✓

**RED RIVER FEDERAL CREDIT UNION CD  
FOR THE MONTH OF FEBRUARY, 2019**

FUND	BEGINNING BALANCE	INTEREST & PURCHASES	DECREASE	BOOK VALUE
Tobacco	242,852.53	150,512.32	150,000.00	243,364.85
<b>TOTAL</b>	<b>242,852.53</b>	<b>150,512.32</b> ✓	<b>150,000.00</b>	<b>243,364.85</b> ✓

BALANCE ALL ACCOUNTS            **243,380.12** ✓  
 NCUA INSURANCE                 **243,380.12**

Attached is a list of balances for all county funds in the Red River Federal Credit Union.

RESPECTFULLY SUBMITTED THIS 25TH DAY OF JUNE, 2019.

  
 \_\_\_\_\_  
 DONNA EARLY  
 CASS COUNTY TREASURER

**DOMINO FEDERAL CREDIT UNION CD  
FOR THE MONTH OF FEBRUARY, 2019**

<b>FUND</b>	<b>BEGINNING BALANCE</b>	<b>INTEREST &amp; PURCHASES</b>	<b>DECREASE</b>	<b>BOOK VALUE</b>
Tobacco	242,608.69	465.28	-	243,073.97
<b>TOTAL</b>	<b>242,608.69</b>	<b>465.28 ✓</b>	-	<b>243,073.97 ✓</b>
 BALANCE ALL ACCOUNTS	 <b>243,073.97</b>			
NCUA INSURANCE	<b>243,073.97</b>			

Attached is a list of balances for all county funds in the Domino Federal Credit Union.

RESPECTFULLY SUBMITTED THIS 25TH DAY OF JUNE, 2019.

  
 \_\_\_\_\_  
 DONNA EARLY  
 CASS COUNTY TREASURER

**TEXAR FEDERAL CREDIT UNION SAVINGS  
FOR THE MONTH OF FEBRUARY, 2019**

FUND	BEGINNING BALANCE	INTEREST & PURCHASES	DECREASE	BOOK VALUE
Tobacco	25.00	-	-	25.00
<b>TOTAL</b>	<b>25.00</b>	<b>-</b>	<b>-</b>	<b>25.00</b> ✓

**TEXAR FEDERAL CREDIT UNION CD  
FOR THE MONTH OF FEBRUARY, 2019**

FUND	BEGINNING BALANCE	INTEREST & PURCHASES	DECREASE	BOOK VALUE
Tobacco	143,439.97	309.96	143,749.93	-
Cass County Forestry	102,456.96	221.38	102,678.34	-
<b>TOTAL</b>	<b>245,896.93</b>	<b>531.34</b>	<b>246,428.27</b>	<b>-</b> ✓

BALANCE ALL ACCOUNTS                    **25.00** ✓  
 NCUA INSURANCE                         **25.00**

Attached is a list of balances for all county funds in the TEXAR Federal Credit Union.

RESPECTFULLY SUBMITTED THIS 25TH DAY OF JUNE, 2019.

*Donna Early*  
 DONNA EARLY  
 CASS COUNTY TREASURER