

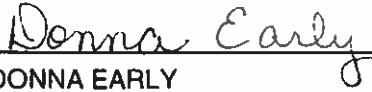
Cass County
Treasurer's
Report

August
2018

**THE CASS COUNTY TREASURER'S REPORT OF RECEIPTS
FOR THE MONTH OF AUGUST, 2018**

Source	2017	2018
Justice of Peace #1	15,752.17	16,899.02
Justice of Peace #2	3,679.50	3,703.30
Justice of Peace #3	16,909.90	18,702.05
Justice of Peace #4	4,483.00	10,279.64
Constables	-	-
County Clerk	29,156.85	26,740.00
District Clerk	-	30,826.95 * * * *
Cass County Sheriff	924.00	1,432.00
Tax Collector	206,863.57	118,833.14
State of Texas	1,197.40	5,592.83
State of Texas Reimb	34,648.49	38,394.49
Forfeiture/Seizures	-	-
U.S. Treasury	-	-
Interest	15,853.47	18,397.60
Royalties	-	681.95
Cass County Park	-	2,967.16
Sales	114.80	1,229.60
Miscellaneous	27,662.85	36,053.95
Miscellaneous Reimb	206.56	2,313.10
Transferred Funds	-	-
Sub-Total	357,452.56	333,046.78
AIP Program	-	-
DOEP	1,000.00	-
Juvenile Probation	-	-
Adult Probation	32,988.47	20,219.50
Others/Miscellaneous	9,444.00	4,759.00
State/Others	4,606.57	-
CDA Discretionary	195.00	15.00
Sub-Total	48,234.04	24,993.50
Grand Total	405,686.60	358,040.28 ✓
 NET SALARY	 333,589.88	 358,018.17 ✓

RESPECTFULLY SUBMITTED,



 DONNA EARLY
 CASS COUNTY TREASURER

**THE CASS COUNTY TREASURER'S REPORT
OF RECEIPTS AND DISBURSEMENTS
FOR THE MONTH OF AUGUST, 2018**

FUND	BEG. BAL.	RECEIVED	DISBURSED	BALANCE
General	5,528,218.42	1,243,790.97	1,589,164.79	5,182,844.60
Jury Fund	(155,349.01)	12,297.10	93,242.44	(236,294.35)
Main R & B	499,720.49	210,596.16	351,287.44	359,029.21
H.A.V.A.	5,284.68	6.50	-	5,291.18
TOBACCO SETTLEMENT	1,006,272.04	20,532.94	21,819.46	1,004,985.52
R & B 1	1,003,030.91	121,265.38	182,157.95	942,138.34
R & B 2	477,508.22	100,958.22	106,885.80	471,580.64
R & B 3	390,153.39	80,693.90	80,718.81	390,128.48
R & B 4	417,220.01	86,723.25	67,832.95	436,110.31
CC PARK	(40,473.50)	3,045.00	7,960.67	(45,389.17)
FEDERAL ROAD IMPROVMT	1,806.45	2.22	-	1,808.67
LINDEN ENTERPRISE FUND	9.36	0.01	-	9.37
FEDERAL IMPROVMT 0711037	0.47	-	-	0.47
FEMA DR-1999 TX 2011 WF	10.03	0.01	-	10.04
BEAR CREEK FMAG 2965-2011	4,170.37	5.13	-	4,175.50
TEXAS CDBG CONT. 713069	9.80	0.01	-	9.81
TEXAS CDBG CONT. 7216247	481.70	0.59	-	482.29
LAW LIBRARY	(17,931.46)	1,155.00	1,290.00	(18,066.46)
CDA ESCROW	314.81	0.38	-	315.19
CDA FORFEITURE	56,963.50	1,088.64	2,640.00	55,412.14
TEXAS HISTORICAL GRANT	27,231.23	39.96	-	27,271.19
ARK LA TEX SEIZ/FORFT	(268.45)	-	-	(268.45)
CDA FEDERAL FORFEITURE	21,603.11	29.05	-	21,632.16
SHERIFF FED FORFT	4,385.19	5.39	-	4,390.58
HOME GRANT PROJECTS 2017	(13,017.86)	-	2,784.50	(15,802.36)
CTIF 01-034 TXDOT GRANT	734.57	0.90	-	735.47
FEMA 4269	525.71	0.64	-	526.35
RIGHT OF WAY	110,936.18	199.98	-	111,136.16
FORESTRY FUND	563,846.45	25,833.36	25,000.00	564,679.81
COMBINED I & S- SERIES 2015	362,682.84	21,152.96	16,500.00	367,335.80
CONST & RENOVATION	18,697.34	27.82	-	18,725.16
I & S 2016	39,141.90	1,000.55	-	40,142.45
PAYROLL	12,035.80	-	-	12,035.80
SUB TOTAL	10,325,954.69	1,930,452.02	2,549,284.81	9,707,121.90
JUVENILE PROB	380,342.14	68,906.69	96,103.78	353,145.05
ADULT PROB	316,396.70	241,032.80	262,624.04	294,805.46
NETRC	-	-	-	-
SATP TRACK III	8,225.84	3,938.30	12,164.14	-
COMM SVC RESTITUTION	1,949.83	2,781.48	4,731.31	-
AIP PROGRAM	(36,418.79)	-	-	(36,418.79)
MENTAL HEALTH INT. PRG.	15,296.77	-	6,201.72	9,095.05
CIVIL CHILD SUPPORT PRG.	63,034.33	674.00	100.00	63,608.33
HIGH RISK TREATMENT PRG	12,633.01	-	8,604.32	4,028.69
AGGRESSIVE BEHAVIOR PRG. 4	5,751.54	-	2,764.48	2,987.06
DRUG COURT	13,504.18	-	3,643.72	9,860.46
VETERANS PROGRAM	9,704.58	-	258.48	9,446.10
INDIGENT DEFENSE	64,659.47	89.90	-	64,749.37
TASK FORCE	906.67	1.11	-	907.78
TASK FORCE PI	43,870.23	62.47	-	43,932.70
CDA STATE FUNDS	6,939.48	7.64	3,414.08	3,533.04
CDA DISCRETIONARY	7,023.24	698.32	1,588.73	6,132.83
SUB TOTAL	913,819.22	318,192.71	402,198.80	829,813.13
GRAND TOTAL	11,239,773.91 ✓	2,248,644.73 ✓	2,951,483.61 ✓	10,536,935.03 ✓

RESPECTFULLY SUBMITTED,

Donna Early
DONNA EARLY
CASS COUNTY TREASURER

THE CASS COUNTY TREASURER'S REPORT
OF RECEIPTS AND DISBURSEMENTS
FOR THE MONTH OF AUGUST, 2018

CERTIFICATION

WE, THE UNDERSIGNED, certify that we have actually and fully inspected and counted all actual cash and assets in the hands of said Treasurer for the period beginning August 1, 2018 and ending August 31, 2018, and find the same to be true and correct, and order same to be entered upon the minutes of said court as required by Local Government Code, Sec. 114.026.

WITNESS OUR HAND, OFFICIALLY THIS 28TH DAY OF MAY, 2019.



COMMISSIONER, PRECINCT 1



COMMISSIONER, PRECINCT 2



COMMISSIONER, PRECINCT 3



COMMISSIONER, PRECINCT 4

COUNTY JUDGE

SWORN TO AND SUBSCRIBED BY EACH OF THE ABOVE; RESPECTIVELY, THIS 28TH DAY OF
MAY, 2019.



COUNTY CLERK



ACCOUNT NAME	BEGINNING CASH BALANCE	CASH RECEIPTS	CASH DISBURSEMENTS	ENDING CASH BALANCE
2018 010 GENERAL FUND				
CASH	56,280.12	783,637.40	733,949.12	105,968.40
CASH-OPERATING	.00	.00	.00	.00
RECEIVABLES	.00	.00	.00	.00
TEXPOOL INVESTMENTS	82,692.51	134.96	.00	82,827.47
CD INVESTMENT	.00	.00	.00	.00
GB MONEY MARKET	2,613,606.56	4,510.15	555,000.00	2,063,116.71
STATE BANK MONEY MARKET	.00	.00	.00	.00
LAND,BUILDINGS & IMPROVEMENTS	.00	.00	.00	.00
EQUIPMENT,FURNITURE&FIXTURES	.00	.00	.00	.00
TCLASS INVESTMENT POOL	2,775,639.23	5,292.79	.00	2,780,932.02
TEXANA BANK CD	.00	450,215.67	300,215.67	150,000.00
FUND TOTALS	5,528,218.42	1,243,790.97	1,589,164.79	5,182,844.60
2018 011 DISTRICT & CO COURT@LAW FUND				
DISTRICT AND CO COURT@LAW CASH	155,349.01	12,297.10	93,242.44	236,294.35
CASH-OPERATING	.00	.00	.00	.00
C D INVESTMENT	.00	.00	.00	.00
RECEIVABLES	.00	.00	.00	.00
INVESTMENTS	.00	.00	.00	.00
CD INVESTMENT	.00	.00	.00	.00
MAIN GB MONEY MARKET	.00	.00	.00	.00
STATE BANK MONEY MARKET	.00	.00	.00	.00
FUND TOTALS	155,349.01	12,297.10	93,242.44	236,294.35
2018 012 MAIN ROAD & BRIDGE				
CASH-MAIN R&B OPERATING	69,626.48	210,035.62	199,287.44	80,374.66
MAIN-CASH OPERATING	.00	.00	.00	.00
C D INVESTMENT	.00	.00	.00	.00
RECEIVABLES	.00	.00	.00	.00
INVESTMENTS	.00	.00	.00	.00
CD INVESTMENT	.00	.00	.00	.00
MAIN GB MONEY MARKET	329,125.52	368.02	152,000.00	177,493.54
STATE BANK MONEY MARKET	.00	.00	.00	.00
TCLASS INVESTMENT POOL	100,968.49	192.52	.00	101,161.01
FUND TOTALS	499,720.49	210,596.16	351,287.44	359,029.21
2018 013 H.A.V.A.				
CASH	5,284.68	6.50	.00	5,291.18
CASH-OPERATING	.00	.00	.00	.00
RECEIVABLES	.00	.00	.00	.00
INVESTMENTS	.00	.00	.00	.00
INVESTMENTS	.00	.00	.00	.00
FUND TOTALS	5,284.68	6.50	.00	5,291.18
2018 014 TOBACCO SETTLEMENT				
TOBACCO SETTLEMENT	.00	.00	.00	.00
CASH	30,851.81	4,928.40	10,000.00	25,780.21
CASH-OPERATING	.00	.00	.00	.00
C.D. INVESTMENT	.00	.00	.00	.00
RECEIVABLES	.00	.00	.00	.00
TEXPOOL INVESTMENTS	57,309.01	93.47	.00	57,402.48
TOBACCO SETTLEMENT INVEST	.00	.00	.00	.00
GB MONEY MARKET	288,576.58	10,427.50	.00	299,004.08
MAIN RR CD	243,769.39	4,565.95	8,263.01	240,072.33
STATE BANK MONEY MARKET	.00	.00	.00	.00

ACCOUNT NAME	BEGINNING CASH BALANCE	CASH RECEIPTS	CASH DISBURSEMENTS	ENDING CASH BALANCE
2018 015 BEAR CK DISASTER DONATION				
CASH-BEAR CK DISASTER DONATION	.00	.00	.00	.00
RECEIVABLES	.00	.00	.00	.00
FUND TOTALS	.00	.00	.00	.00
2018 016 JUVENILE PROBATION				
CASH - JUVENILE PROBATION	74,909.04	18,038.85	78,103.78	14,844.11
CASH-OPERATING	.00	.00	.00	.00
C D INVESTMENT	.00	.00	.00	.00
RECEIVABLES	.00	360.00	.00	360.00
INVESTMENTS	142,319.42	232.14	.00	142,551.56
CD INVESTMENT	.00	.00	.00	.00
GB MONEY MARKET	163,113.68	50,275.70	18,000.00	195,389.38
STATE BANK MONEY MARKET	.00	.00	.00	.00
FUND TOTALS	380,342.14	68,906.69	96,103.78	353,145.05
2018 017 ADULT PROBATION				
CASH OPERATING-ADULT	30,944.64	137,328.20	149,821.58	18,451.26
CASH-OPERATING	.00	.00	.00	.00
C D INVESTMENT	.00	.00	.00	.00
RECEIVABLES	.00	88,203.69	58,802.46	29,401.23
INVESTMENTS	108,054.16	176.25	.00	108,230.41
CD INVESTMENT	.00	.00	.00	.00
GB MONEY MARKET	177,397.90	15,324.66	54,000.00	138,722.56
STATE BANK MONEY MARKET	.00	.00	.00	.00
FUND TOTALS	316,396.70	241,032.80	262,624.04	294,805.46
2018 018 CASS CO RESTITUTION CENTER				
RESTITUTION CENTER	.00	.00	.00	.00
CASH OPERATING-RESTITUTION CEN	.00	.00	.00	.00
CASH TO OPEN FNB BANK ACCT.	.00	.00	.00	.00
RECEIVABLES	.00	.00	.00	.00
INVESTMENTS	.00	.00	.00	.00
C D INVESTMENT	.00	.00	.00	.00
CD INVESTMENT	.00	.00	.00	.00
FUND TOTALS	.00	.00	.00	.00
2018 019 SATP TRACK III				
CASH	8,225.84	3,938.30	12,164.14	.00
CASH-OPERATING	.00	.00	.00	.00
RECEIVABLES	.00	.00	.00	.00
CD INVESTMENTS	.00	.00	.00	.00
GB MONEY MARKET	.00	.00	.00	.00
STATE BANK MONEY MARKET	.00	.00	.00	.00
FUND TOTALS	8,225.84	3,938.30	12,164.14	.00
2018 020 COMMUNITY SERVICE RESTITUTION				
CASH OPERATING-SERVICE RESTITUTION	1,949.83	2,781.48	4,731.31	.00
CASH-OPERATING	.00	.00	.00	.00
RECEIVABLES	.00	.00	.00	.00
CD INVESTMENTS	.00	.00	.00	.00
FUND TOTALS	1,949.83	2,781.48	4,731.31	.00

ACCOUNT NAME	BEGINNING CASH BALANCE	CASH RECEIPTS	CASH DISBURSEMENTS	ENDING CASH BALANCE
GB MONEY MARKET	.00	.00	.00	.00
STATE BANK MONEY MARKET	.00	.00	.00	.00
FUND TOTALS	1,949.83	2,781.48	4,731.31	.00
2018 021 ROAD AND BRIDGE #1				
CASH-ROAD & BRIDGE#1 OPERATING	9,368.70	119,579.01	121,157.95	7,789.76
CASH-OPERATING	.00	.00	.00	.00
C D INVESTMENT	.00	.00	.00	.00
RECEIVABLES	.00	.00	.00	.00
INVESTMENTS	73,010.54	119.08	.00	73,129.62
CD INVESTMENT	.00	.00	.00	.00
MAIN GB MONEY MARKET	379,990.79	536.34	61,000.00	319,527.13
STATE BANK MONEY MARKET	.00	.00	.00	.00
TCLASS INVESTMENT POOL	540,660.88	1,030.95	.00	541,691.83
FUND TOTALS	1,003,030.91	121,265.38	182,157.95	942,138.34
2018 022 ROAD AND BRIDGE #2				
CASH - R&B #2 OPERATING	9,874.86	80,179.35	80,885.80	9,168.41
CASH-OPERATING	.00	.00	.00	.00
C D INVESTMENT	.00	.00	.00	.00
RECEIVABLES	.00	.00	.00	.00
INVESTMENTS	82,849.84	135.13	.00	82,984.97
CD INVESTMENT	.00	.00	.00	.00
GB MONEY MARKET	222,768.40	20,334.81	26,000.00	217,103.21
STATE BANK MONEY MARKET	.00	.00	.00	.00
TCLASS INVESTMENT POOL	162,015.12	308.93	.00	162,324.05
FUND TOTALS	477,508.22	100,958.22	106,885.80	471,580.64
2018 023 ROAD AND BRIDGE #3				
CASH - ROAD & BRIDGE #3 OPER	9,271.43	55,096.05	56,718.81	7,648.67
CASH-OPERATING	.00	.00	.00	.00
C D INVESTMENT	.00	.00	.00	.00
RECEIVABLES	.00	.00	.00	.00
INVESTMENTS	27,512.00	44.87	.00	27,556.87
CD INVESTMENT	.00	.00	.00	.00
GB MONEY MARKET	302,885.74	25,456.72	24,000.00	304,342.46
STATE BANK MONEY MARKET	.00	.00	.00	.00
TCLASS INVESTMENT POOL	50,484.22	96.26	.00	50,580.48
FUND TOTALS	390,153.39	80,693.90	80,718.81	390,128.48
2018 024 ROAD AND BRIDGE #4				
CASH-ROAD & BRIDGE#4 OPERAT.	9,167.39	52,082.12	52,832.95	8,416.56
CASH-OPERATING	.00	.00	.00	.00
C D INVESTMENT	.00	.00	.00	.00
RECEIVABLES	.00	.00	.00	.00
INVESTMENTS	72,832.30	118.79	.00	72,951.09
CD INVESTMENT	.00	.00	.00	.00
MAIN GB MONEY MARKET	315,026.66	34,483.84	15,000.00	334,510.50
STATE BANK MONEY MARKET	.00	.00	.00	.00
TCLASS INVESTMENT POOL	20,193.66	38.50	.00	20,232.16
FUND TOTALS	417,220.01	86,723.25	67,832.95	436,110.31
2018 025 AIP PROGRAM				
CASH-	36,418.79	.00	.00	36,418.79
CASH-OPERATING	.00	.00	.00	.00
CD INVESTMENTS	.00	.00	.00	.00
RECEIVABLES	.00	.00	.00	.00

ACCOUNT NAME	BEGINNING CASH BALANCE	CASH RECEIPTS	CASH DISBURSEMENTS	ENDING CASH BALANCE
2018 026 CASS COUNTY RESOURCE RECOVERY				
CASS CO. RESOURCE REC/ CASH	.00	.00	.00	.00
RECEIVABLES	.00	.00	.00	.00
INVESTMENTS	.00	.00	.00	.00
FUND TOTALS	36,418.79-	.00	.00	36,418.79-
2018 027 COUNTY CLERK ARCHIVE FUND				
PRESERVATION- CASH ACCT.	.00	.00	.00	.00
FUND TOTALS	.00	.00	.00	.00
2018 028 CASS COUNTY PARK				
CASH COUNTY PARKS	.00	.00	.00	.00
CASH OPERATING - CC PARKS	40,473.50-	3,045.00	7,960.67-	45,389.17-
CASH-OPERATING	.00	.00	.00	.00
INVESTMENTS	.00	.00	.00	.00
FUND TOTALS	40,473.50-	3,045.00	7,960.67-	45,389.17-
2018 029 FEDERAL-ROAD IMPROVMT 0710197				
CASH-	1,806.45	2.22	.00	1,808.67
CASH OPERATING	.00	.00	.00	.00
RECEIVABLES-ROAD IMPROVEMENT	.00	.00	.00	.00
INVESTMENTS-ROAD IMPROVEMENT	.00	.00	.00	.00
INVESTMENTS-ROAD IMPROV	.00	.00	.00	.00
FUND TOTALS	1,806.45	2.22	.00	1,808.67
2018 030 LINDEN ENTERPRISE FUND				
CASH	9.36	.01	.00	9.37
CASH-OPERATING	.00	.00	.00	.00
INVESTMENTS	.00	.00	.00	.00
CD INVESTMENTS	.00	.00	.00	.00
MONEY MARKET GB	.00	.00	.00	.00
STATE BANK MONEY MARKET	.00	.00	.00	.00
FUND TOTALS	9.36	.01	.00	9.37
2018 031 EMG WATERSHED AG-7442-C-110010				
CASH	.00	.00	.00	.00
RECEIVABLES	.00	.00	.00	.00
INVESTMENTS-ROAD IMPROVEMENT	.00	.00	.00	.00
INVESTMENTS	.00	.00	.00	.00
FUND TOTALS	.00	.00	.00	.00
2018 032 FEDERAL IMPROVEMENT 0711037				
CASH	.47	.00	.00	.47
RECEIVABLES	.00	.00	.00	.00
INVESTMENTS	.00	.00	.00	.00
INVESTMENTS	.00	.00	.00	.00
FUND TOTALS	.47	.00	.00	.47
2018 033 SATT PROGRAM				
CASH	.00	.00	.00	.00
CD INVESTMENTS	.00	.00	.00	.00
RECIEVABLES	.00	.00	.00	.00
INVESTMENTS	.00	.00	.00	.00

ACCOUNT NAME	BEGINNING CASH BALANCE	CASH RECEIPTS	CASH DISBURSEMENTS	ENDING CASH BALANCE
2018 034 MENTAL HEALTH INITIATIVE PRG				
CASH	15,296.77	.00	6,201.72	9,095.05
CASH-OPERATING	.00	.00	.00	.00
CD INVESTMENTS	.00	.00	.00	.00
RECEIVABLES	.00	.00	.00	.00
INVESTMENTS	.00	.00	.00	.00
CD INVESTMENTS	.00	.00	.00	.00
MONEY MARKET GB	.00	.00	.00	.00
STATE BANK MONEY MARKET	.00	.00	.00	.00
FUND TOTALS	15,296.77	.00	6,201.72	9,095.05
2018 035 CIVIL CHILD SUPPORT PROGRAM				
CASH	15,534.33	674.00	100.00	16,108.33
CASH-OPERATING	.00	.00	.00	.00
CD INVESTMENTS	.00	.00	.00	.00
RECEIVABLES	.00	.00	.00	.00
CD INVESTMENTS	.00	.00	.00	.00
GB MONEY MARKET	47,500.00	.00	.00	47,500.00
STATE BANK MONEY MARKET	.00	.00	.00	.00
FUND TOTALS	63,034.33	674.00	100.00	63,608.33
2018 036 FEMA DR-1999-TX 2011 WILDFIRES				
CASH	10.03	.01	.00	10.04
CASH-OPERATING	.00	.00	.00	.00
RECEIVABLES	.00	.00	.00	.00
INVESTMENTS	.00	.00	.00	.00
INTEREST DISTRIBUTION	.00	.00	.00	.00
FUND TOTALS	10.03	.01	.00	10.04
2018 037 HIGH RISK TREATMENT PROGRAM				
CASH	12,633.01	.00	8,604.32	4,028.69
CASH-OPERATING	.00	.00	.00	.00
CD INVESTMENTS	.00	.00	.00	.00
RECEIVABLES	.00	.00	.00	.00
INVESTMENTS	.00	.00	.00	.00
GB MONEY MARKET	.00	.00	.00	.00
STATE BANK MONEY MARKET	.00	.00	.00	.00
FUND TOTALS	12,633.01	.00	8,604.32	4,028.69
2018 038 BEAR CREEK FMAG 2965-2011				
CASH	4,170.37	5.13	.00	4,175.50
CASH OPERATING	.00	.00	.00	.00
RECEIVABLES	.00	.00	.00	.00
CD INVESTMENTS	.00	.00	.00	.00
INVESTMENTS	.00	.00	.00	.00
MONEY MARKET GB	.00	.00	.00	.00
STATE BANK MONEY MARKET	.00	.00	.00	.00
FUND TOTALS	4,170.37	5.13	.00	4,175.50
2018 039 TEXAS CDBG CONTRACT 713069				
CASH	9.80	.01	.00	9.81
RECEIVABLES	.00	.00	.00	.00
INVESTMENTS	.00	.00	.00	.00
INVESTMENTS	.00	.00	.00	.00

ACCOUNT NAME	BEGINNING CASH BALANCE	CASH RECEIPTS	CASH DISBURSEMENTS	ENDING CASH BALANCE
FUND TOTALS	9.80	.01	.00	9.81
2018 040 TEXAS CDBG CONTRACT 7216247				
CASH	481.70	.59	.00	482.29
INVESTMENTS	.00	.00	.00	.00
GB MONEY MARKET	.00	.00	.00	.00
STATE BANK MONEY MARKET	.00	.00	.00	.00
FUND TOTALS	481.70	.59	.00	482.29
2018 041 LAW LIBRARY				
CASH - LAW LIBRARY OPERATING	17,931.46-	1,155.00	1,290.00-	18,066.46-
CASH OPERATING	.00	.00	.00	.00
C D INVESTMENT	.00	.00	.00	.00
RECEIVABLES	.00	.00	.00	.00
CD INVESTMENT	.00	.00	.00	.00
FUND TOTALS	17,931.46-	1,155.00	1,290.00-	18,066.46-
2018 042 INDIGENT DEFENSE GRANT (SB7)				
INDIGENT DEFENSE GRANT (SB7)	.00	.00	.00	.00
CASH-INDIGENT DEFENSE	38,893.85	47.88	.00	38,941.73
CASH OPERATING	.00	.00	.00	.00
CD INVESTMENT	.00	.00	.00	.00
RECEIVABLES	.00	.00	.00	.00
INVESTMENTS	25,765.62	42.02	.00	25,807.64
TEXPOOL INVESTMENTS	.00	.00	.00	.00
BANK INVESTMENTS	.00	.00	.00	.00
MONEY MARKET GB	.00	.00	.00	.00
STATE BANK MONEY MARKET	.00	.00	.00	.00
FUND TOTALS	64,659.47	89.90	.00	64,749.37
2018 043 DIST ATT. ESCROW ACCOUNT				
DIST ATT. ESCROW ACCOUNT	.00	.00	.00	.00
CASH OPERATING-DA ESCROW ACCT	314.81	.38	.00	315.19
CASH OPERATING	.00	.00	.00	.00
C D INVESTMENT	.00	.00	.00	.00
RECEIVABLES	.00	.00	.00	.00
INVESTMENTS	.00	.00	.00	.00
CD INVESTMENT	.00	.00	.00	.00
MONEY MARKET GB	.00	.00	.00	.00
STATE BANK MONEY MARKET	.00	.00	.00	.00
FUND TOTALS	314.81	.38	.00	315.19
2018 044 C.D.A.FORFEITURE ACCOUNT				
C.D.A.FORFEITURE ACCOUNT	.00	.00	.00	.00
CASH OPERATING-CDA FORFEITURE	1,606.77	1,001.32	1,640.00-	968.09
CASH OPERATING	.00	.00	.00	.00
C D INVESTMENT	.00	.00	.00	.00
RECEIVABLES	.00	.00	.00	.00
INVESTMENTS	39,793.28	64.90	.00	39,858.18
CD INVESTMENT	.00	.00	.00	.00
GB MONEY MARKET	15,563.45	22.42	1,000.00-	14,585.87
STATE BANK MONEY MARKET	.00	.00	.00	.00
FUND TOTALS	56,963.50	1,088.64	2,640.00-	55,412.14
2019 045 REGIONAL INTRASTATE TASK FORCE				
ARK-LA-TEX NARC TASK FORCE	.00	.00	.00	.00

ACCOUNT NAME	BEGINNING CASH BALANCE	CASH RECEIPTS	CASH DISBURSEMENTS	ENDING CASH BALANCE
REGIONAL TASK FRC CASH	906.67	1.11	.00	907.78
CASH OPERATING	.00	.00	.00	.00
C D INVESTMENTS	.00	.00	.00	.00
RECEIVABLES	.00	.00	.00	.00
INVESTMENTS	.00	.00	.00	.00
CD INVESTMENTS	.00	.00	.00	.00
STATE BANK MONEY MARKET	.00	.00	.00	.00
FUND TOTALS	906.67	1.11	.00	907.78
2019 046 TASK FORCE PROGRAM INCOME				
TASK FORCE PROGRAM INCOME	.00	.00	.00	.00
TF PROGRAM INCOME-CASH	8,069.40	9.93	.00	8,079.33
CASH OPERATING	.00	.00	.00	.00
CD INVESTMENTS	.00	.00	.00	.00
RECEIVABLES	.00	.00	.00	.00
TF-PI INVESTMENTS	.00	.00	.00	.00
INVESTMENTS	.00	.00	.00	.00
GB MONEY MARKET	35,800.83	52.54	.00	35,853.37
STATE BANK MONEY MARKET	.00	.00	.00	.00
FUND TOTALS	43,870.23	62.47	.00	43,932.70
2018 047 CDA-STATE FUNDS				
CDA STATE FUNDS	.00	.00	.00	.00
CASH OPERATING	6,939.48	7.64	3,414.08	3,533.04
CD INVESTMENTS	.00	.00	.00	.00
INVESTMENTS	.00	.00	.00	.00
CD INVESTMENTS	.00	.00	.00	.00
FUND TOTALS	6,939.48	7.64	3,414.08	3,533.04
2018 048 TEXAS HISTORICAL GRANT				
CASH	.00	.00	.00	.00
CASH OPERATING	.00	.00	.00	.00
CD INVESTMENTS	.00	.00	.00	.00
RECEIVABLES	.00	.00	.00	.00
CD INVESTMENTS	.00	.00	.00	.00
GB MONEY MARKET	27,231.23	39.96	.00	27,271.19
STATE BANK MONEY MARKET	.00	.00	.00	.00
FUND TOTALS	27,231.23	39.96	.00	27,271.19
2018 050 ARK LA TEX SEIZ/FORFT.FUND				
ARK-LA-TEX FORF/SEIZ.	.00	.00	.00	.00
CASH OPERATING	268.45	.00	.00	268.45
C D INVESTMENTS	.00	.00	.00	.00
INVESTMENTS	.00	.00	.00	.00
CD INVESTMENT	.00	.00	.00	.00
FUND TOTALS	268.45	.00	.00	268.45
2018 051 CDA FORFEITURE FUNDS				
CDA FEDERAL FORFEITURES FUND	.00	.00	.00	.00
CASH OPERATING	11,217.44	13.81	.00	11,231.25
C D INVESTMENTS	.00	.00	.00	.00
INVESTMENTS	.00	.00	.00	.00
CD INVESTMENT	.00	.00	.00	.00

ACCOUNT NAME	BEGINNING CASH BALANCE	CASH RECEIPTS	CASH DISBURSEMENTS	ENDING CASH BALANCE
2018 052 SHERIFF FEDERAL FORFEITURES				
SHERIFF FEDERAL FORFEITURES				
CASH	.00	.00	.00	.00
CASH-OPERATING	4,385.19	5.39	.00	4,390.58
C D INVESTMENTS	.00	.00	.00	.00
INVESTMENTS	.00	.00	.00	.00
CD INVESTMENTS	.00	.00	.00	.00
MONEY MARKET GB	.00	.00	.00	.00
SITE BANK MONEY MARKET	.00	.00	.00	.00
FUND TOTALS	4,385.19	5.39	.00	4,390.58
2018 055 HOME GRANT PROJECTS 2017				
CASH	.00	.00	.00	.00
CASH	13,017.86	.00	2,784.50	15,802.36
CD INVESTMENTS	.00	.00	.00	.00
A/R	.00	.00	.00	.00
RECEIVABLES	.00	.00	.00	.00
FUND TOTALS	13,017.86	.00	2,784.50	15,802.36
2018 060 MENTAL HEALTH PROGRAM # 4				
CASH	.00	.00	.00	.00
CD INVESTMENTS	.00	.00	.00	.00
RECIEVABLES	.00	.00	.00	.00
INVESTMENTS	.00	.00	.00	.00
MONEY MARKET GB	.00	.00	.00	.00
STATE BANK MONEY MARKET	.00	.00	.00	.00
FUND TOTALS	.00	.00	.00	.00
2018 061 AGGRESSIVE BEHAVIOR PROGRAM#20				
CASH	5,751.54	.00	2,764.48	2,987.06
CD INVESTMENTS	.00	.00	.00	.00
RECEIVABLES	.00	.00	.00	.00
INVESTMENTS	.00	.00	.00	.00
GB MONEY MARKET	.00	.00	.00	.00
STATE BANK MONEY MARKET	.00	.00	.00	.00
FUND TOTALS	5,751.54	.00	2,764.48	2,987.06
2018 062 CTIF-01-034 TXDOT GRANT				
CASH	734.57	.90	.00	735.47
GB MONEY MARKET	.00	.00	.00	.00
STATE BANK MONEY MARKET	.00	.00	.00	.00
FUND TOTALS	734.57	.90	.00	735.47
2018 063 CASS COUNTY DRUG COURT				
CASH	13,504.18	.00	3,643.72	9,860.46
CD INVESTMENTS	.00	.00	.00	.00
RECEIVABLES	.00	.00	.00	.00
INVESTMENTS	.00	.00	.00	.00
GB MONEY MARKET	.00	.00	.00	.00
FUND TOTALS	13,504.18	.00	3,643.72	9,860.46
2018 064 VETERANS PROGRAM				
CASH	9,704.58	.00	258.48	9,446.10

ACCOUNT NAME	BEGINNING CASH BALANCE	CASH RECEIPTS	CASH DISBURSEMENTS	ENDING CASH BALANCE
CD INVESTMENTS	.00	.00	.00	.00
RECEIVABLES	.00	.00	.00	.00
INVESTMENTS	.00	.00	.00	.00
GB MONEY MARKET	.00	.00	.00	.00
STATE BANK MONEY MARKET	.00	.00	.00	.00
FUND TOTALS	9,704.58	.00	258.48	9,446.10

2018 065 FEMA 4269				
CASH	525.71	.64	.00	526.35
GB MONEY MARKET	.00	.00	.00	.00
STATE BANK MONEY MARKET	.00	.00	.00	.00
FUND TOTALS	525.71	.64	.00	526.35

2018 066 FINANCIAL RESPONSIBILITY PGM				
FINANCIAL RESPONSIBILITY PGM	.00	.00	.00	.00
CASH	.00	.00	.00	.00
CD INVESTMENTS	.00	.00	.00	.00
RECEIVABLES	.00	.00	.00	.00
INVESTMENTS	.00	.00	.00	.00
GB MONEY MARKET	.00	.00	.00	.00
STATE BANK MONEY MARKET	.00	.00	.00	.00
FUND TOTALS	.00	.00	.00	.00

2018 070 RIGHT OF WAY FUND				
CASH - RIGHT OF WAY OPERATING	14,746.08	53.99	.00	14,800.07
CASH-OPERATING	.00	.00	.00	.00
C D INVESTMENT	.00	.00	.00	.00
RECEIVABLES	.00	.00	.00	.00
INVESTMENTS	29,428.93	48.00	.00	29,476.93
CD INVESTMENT	.00	.00	.00	.00
MAIN MONEY MARKET GB	66,761.17	97.99	.00	66,859.16
STATE BANK MONEY MARKET	.00	.00	.00	.00
FUND TOTALS	110,936.18	199.98	.00	111,136.16

2018 072 CASS COUNTY FORESTRY FUND				
CASH-CASS COUNTY FORESTRY FUND	51,399.96	46.87	25,000.00	26,446.83
CASH OPERATING	.00	.00	.00	.00
C D INVESTMENT	.00	.00	.00	.00
RECEIVABLES	.00	.00	.00	.00
INVESTMENTS	47,658.51	77.73	.00	47,736.24
CD INVESTMENT	.00	.00	.00	.00
MAIN GB MONEY MARKET	363,084.37	25,552.52	.00	388,636.89
STATE BANK MONEY MARKET	.00	.00	.00	.00
MAIN TEXAR CD	101,703.61	156.24	.00	101,859.85
TCLASS INVESTMENT POOL	.00	.00	.00	.00
FUND TOTALS	563,846.45	25,833.36	25,000.00	564,679.81

2018 080 CASS COUNTY JAIL CONSTRUCTION				
CASH-CASS CO JAIL CONST	.00	.00	.00	.00
C D INVESTMENT	.00	.00	.00	.00
RECEIVABLES	.00	.00	.00	.00
INVESTMENTS-CC JAIL CONST	.00	.00	.00	.00
CD INVESTMENT	.00	.00	.00	.00
FUND TOTALS	.00	.00	.00	.00

2018 081 CC JAIL INT & SINKING				
CASH-CC JAIL INT & SINKING	.00	.00	.00	.00

ACCOUNT NAME	BEGINNING CASH BALANCE	CASH RECEIPTS	CASH DISBURSEMENTS	ENDING CASH BALANCE
2018 082 RESOURCE RECOVERY I&S				
CASH-CC RESOURCE RECOVERY	.00	.00	.00	.00
PETTY CASH	.00	.00	.00	.00
C D INVESTMENT	.00	.00	.00	.00
RECEIVABLES	.00	.00	.00	.00
INVESTMENTS	.00	.00	.00	.00
BANK INVESTMENT	.00	.00	.00	.00
FUND TOTALS	.00	.00	.00	.00
2018 083 RESOURCE RECOVERY INT&SINKING				
CASH-RES REC INT&SINKING	.00	.00	.00	.00
C D INVESTMENT	.00	.00	.00	.00
RECEIVABLES	.00	.00	.00	.00
INVESTMENTS	.00	.00	.00	.00
BANK INVESTMENT	.00	.00	.00	.00
FUND TOTALS	.00	.00	.00	.00
2018 084 COMBINED INTEREST & SINKING				
COMBINED INTEREST & SINKING	.00	.00	.00	.00
CASH	23,505.78	126.47	16,500.00	7,132.25
CASH-OPERATING	.00	.00	.00	.00
CD INVESTMENT	.00	.00	.00	.00
RECEIVABLES	.00	.00	.00	.00
INVESTMENTS	.00	.00	.00	.00
BANK INVESTMENTS	.00	.00	.00	.00
CI&S STATE BANK MONEY MARKET	.00	.00	.00	.00
CI&S GB MM	339,177.06	21,026.49	.00	360,203.55
FUND TOTALS	362,682.84	21,152.96	16,500.00	367,335.80
2018 085 LAW ENFORC.CONSTRUCTION FUND				
06 CONSTRUCTION & RENOVATION	6,663.97	8.20	.00	6,672.17
CASH OPERATING	.00	.00	.00	.00
C D INVESTMENT	.00	.00	.00	.00
INVESTMENTS	12,033.37	19.62	.00	12,052.99
CD INVESTMENTS	.00	.00	.00	.00
MAIN MONEY MARKET GB	.00	.00	.00	.00
STATE BANK MONEY MARKET	.00	.00	.00	.00
FUND TOTALS	18,697.34	27.82	.00	18,725.16
2018 086 INTEREST & SINKING SERIES 2016				
CASH OPERATING	5,390.93	35.68	.00	5,426.61
C D INVESTMENTS	.00	.00	.00	.00
RECEIVABLES	.00	.00	.00	.00
INVESTMENTS	.00	.00	.00	.00
BANK INVESTMENTS	.00	.00	.00	.00
CI&S STATE BANK MONEY MARKET	.00	.00	.00	.00
CI&S GB MM	33,750.97	964.87	.00	34,715.84
FUND TOTALS	39,141.90	1,000.55	.00	40,142.45
2018 089 CDA DISCRETIONARY FUND				
CASH	7,023.24	698.32	1,588.73	6,132.83

ACCOUNT NAME	BEGINNING CASH BALANCE	CASH RECEIPTS	CASH DISBURSEMENTS	ENDING CASH BALANCE
2018 090 PAYROLL FUND				
CASH-OPERATING	.00	.00	.00	.00
C D INVESTMENT	.00	.00	.00	.00
RECEIVABLES	.00	.00	.00	.00
FUND TOTALS	7,023.24	698.32	1,588.73	6,132.83
2018 096 GENERAL FIXED ASSETS				
CASH	.00	.00	.00	.00
LAND,BLDGS & IMPROVEMENTS	.00	.00	.00	.00
EQUIP,FURN, & FIXTURES	.00	.00	.00	.00
CAPITAL LEASE ASSETS (AUTOS)	.00	.00	.00	.00
CONSTRUCTION IN PROGRESS	.00	.00	.00	.00
FUND TOTALS	.00	.00	.00	.00
2018 097 GENERAL LONG TERM DEBT				
CASH	.00	.00	.00	.00
FUND TOTALS	.00	.00	.00	.00
GRAND TOTALS	11,239,773.91	2,248,644.73	2,951,483.61	10,536,935.03

FUND NAME	CHECKING ACCOUNT	CHECKING AMOUNT	TDOA ACCOUNT	TDOA AMOUNT	FUND TOTAL
2018 010 GENERAL FUND	MAIN	105,968.40	MAIN TDOA MAIN GB MM MAIN SB MM MAIN TCLAS MAIN TA CD	82,827.47 2,063,116.71 2,780,932.02 150,000.00	5,182,844.60
2018 011 DISTRICT & CO COURT@LAW FUNMAIN		236,294.35-	MAIN TDOA MAIN GB MM MAIN SB MM		236,294.35-
2018 012 MAIN ROAD & BRIDGE	MAIN	80,374.66	MAIN TDOA MAIN GB MM MAIN SB MM MAIN TCLAS	177,493.54 101,161.01	359,029.21
2018 013 H.A.V.A.	MAIN	5,291.18	MAIN TDOA		5,291.18
2018 014 TOBACCO SETTLEMENT	MAIN	25,780.21	MAIN TDOA MAIN GB MM MAIN RR CD MAIN SB MM MAIN DC CD MAIN RR SV MAIN TX CD MAIN TX SV	57,402.48 299,004.08 240,072.33 240,082.19 15.25 142,603.98 25.00	1,004,985.52
2018 015 BEAR CK DISASTER DONATION	BRCREEK				
2018 016 JUVENILE PROBATION	MAIN	14,844.11	MAIN TDOA MAIN GB MM MAIN SB MM	142,551.56 195,389.38	352,785.05
2018 017 ADULT PROBATION	MAIN	18,451.26	MAIN TDOA MAIN GB MM MAIN SB MM	108,230.41 138,722.56	265,404.23
2018 018 CASS CO RESTITUTION CENTER	MAIN		MAIN TDOA		
2018 019 SATP TRACK III	MAIN		MAIN GB MM MAIN SB MM		
2018 020 COMMUNITY SERVICE RESTITUTIMAIN			MAIN GB MM MAIN SB MM		
2018 021 ROAD AND BRIDGE #1	MAIN	7,789.76	MAIN TDOA MAIN GB MM MAIN SB MM MAIN TCLAS	73,129.62 319,527.13 541,691.83	942,138.34
2018 022 ROAD AND BRIDGE #2	MAIN	9,168.41	MAIN TDOA MAIN GB MM MAIN SB MM MAIN TCLAS	82,984.97 217,103.21 162,324.05	471,580.64
2018 023 ROAD AND BRIDGE #3	MAIN	7,648.67	MAIN TDOA MAIN GB MM	27,556.87 304,342.46	

+ 360.00 = 353,145.05

+ 29,401.23 = 294,805.46

FUND NAME	CHECKING ACCOUNT	CHECKING AMOUNT	TDOA ACCOUNT	TDOA AMOUNT	FUND TOTAL
2018 024 ROAD AND BRIDGE #4	MAIN	8,416.56	MAIN SB MM MAIN TCLAS	50,580.48	390,128.48
2018 025 AIP PROGRAM	MAIN	36,418.79-	MAIN TDOA		36,418.79-
2018 026 CASS COUNTY RESOURCE RECOVERMAIN			MAIN TDOA		
2018 027 COUNTY CLERK ARCHIVE FUND	MAIN				
2018 028 CASS COUNTY PARK	MAIN	45,389.17-			45,389.17-
2018 029 FEDERAL-ROAD IMPROVMT 071019MAIN	MAIN	1,808.67	MAIN TDOA		1,808.67
2018 030 LINDEN ENTERPRISE FUND	MAIN	9.37	MAIN TDOA MAIN GB MM MAIN SB MM		9.37
2018 031 EMG WATERSHED AG-7442-C-1100MAIN			MAIN TDOA		
2018 032 FEDERAL IMPROVEMENT 0711037 MAIN	MAIN	.47	MAIN TDOA		.47
2018 033 SATT PROGRAM	MAIN		MAIN TDOA		
2018 034 MENTAL HEALTH INITIATIVE PRGMMAIN		9,095.05	MAIN TDOA MAIN GB MM MAIN SB MM		9,095.05
2018 035 CIVIL CHILD SUPPORT PROGRAM MAIN		16,108.33	MAIN GB MM MAIN SB MM	47,500.00	63,608.33
2018 036 FEMA DR-1999-TX 2011 WILDFIRMAIN		10.04	MAIN TDOA		10.04
2018 037 HIGH RISK TREATMENT PROGRAM MAIN		4,028.69	MAIN TDOA MAIN GB MM MAIN SB MM		4,028.69
2018 038 BEAR CREEK FMAG 2965-2011 MAIN		4,175.50	MAIN TDOA MAIN GB MM MAIN SB MM		4,175.50
2018 039 TEXAS CDBG CONTRACT 713069 MAIN		9.81			9.81
2018 040 TEXAS CDBG CONTRACT 7216247 MAIN		482.29	MAIN GB MM MAIN SB MM		482.29
2018 041 LAW LIBRARY	MAIN	18,066.46-			18,066.46-
2018 042 INDIGENT DEFENSE GRANT (SB7)MAIN		38,941.73	MAIN TDOA MAIN GB MM MAIN SB MM	25,807.64	64,749.37

FUND NAME	CHECKING ACCOUNT	CHECKING AMOUNT	TDOA ACCOUNT	TDOA AMOUNT	FUND TOTAL
2018 043 DIST ATT, ESCROW ACCOUNT	MAIN	315.19	MAIN TDOA MAIN GB MM MAIN SB MM		315.19
2018 044 C.D.A.FORFEITURE ACCOUNT	MAIN	968.09	MAIN TDOA MAIN GB MM MAIN SB MM	39,858.18 14,585.87	55,412.14
2019 045 REGIONAL INTRASTATE TASK FORMAIN		907.78	MAIN SB MM		907.78
2019 046 TASK FORCE PROGRAM INCOME	MAIN	8,079.33	MAIN GB MM MAIN SB MM	35,853.37	43,932.70
2018 047 CDA-STATE FUNDS	MAIN	3,533.04			3,533.04
2018 048 TEXAS HISTORICAL GRANT	MAIN		MAIN GB MM MAIN SB MM	27,271.19	27,271.19
2018 050 ARK LA TEX SEIZ/FORFT.FUND	MAIN	268.45-			268.45-
2018 051 CDA FORFEITURE FUNDS	MAIN	11,231.25	MAIN TDOA MAIN GB MM MAIN SB MM	10,400.91	21,632.16
2018 052 SHERIFF FEDERAL FORFEITURES	MAIN	4,390.58	MAIN TDOA MAIN GB MM MAIN SB MM		4,390.58
2018 055 HOME GRANT PROJECTS 2017	MAIN	15,802.36-			15,802.36-
2018 060 MENTAL HEALTH PROGRAM # 4	MAIN		MAIN TDOA MAIN GB MM MAIN SB MM		
2018 061 AGGRESSIVE BEHAVIOR PROGRAM#MAIN		2,987.06	MAIN TDOA MAIN GB MM MAIN SB MM		2,987.06
2018 062 CTIF-01-034 TXDOT GRANT	MAIN	735.47	MAIN GB MM MAIN SB MM		735.47
2018 063 CASS COUNTY DRUG COURT	MAIN	9,860.46	MAIN TDOA		9,860.46
2018 064 VETERANS PROGRAM	MAIN	9,446.10	MAIN TDOA MAIN GB MM MAIN SB MM		9,446.10
2018 065 FEMA 4269	MAIN	526.35	MAIN GB MM MAIN SB MM		526.35
2018 066 FINANCIAL RESPONSIBILITY PGMMAIN			MAIN TDOA MAIN GB MM MAIN SB MM		
2018 070 RIGHT OF WAY FUND	MAIN	14,800.07	MAIN TDOA MAIN GB MM	29,476.93 66,859.16	

FUND NAME	CHECKING ACCOUNT	CHECKING AMOUNT	TDOA ACCOUNT	TDOA AMOUNT	FUND TOTAL
2018 072 CASS COUNTY FORESTRY FUND	MAIN	26,446.83	MAIN SB MM		111,136.16
			MAIN TDOA	47,736.24	
			MAIN GB MM	388,636.89	
			MAIN SB MM		
			MAIN TX CD	101,859.85	
			MAIN TCLAS		564,679.81
2018 080 CASS COUNTY JAIL CONSTRUCTIOCC JAIL CO			CCJC-TDOA		
			CC JAIL CD		
2018 081 CC JAIL INT & SINKING	CC JAILI&S		CCJIS-TDOA		
			JAIL I&SCD		
2018 082 RESOURCE RECOVERY I&S	CC SW CONS		CCSWC-TDOA		
			SW CONSTCD		
2018 083 RESOURCE RECOVERY INT&SINKINCC SW I&S			CCSWIS-TDO		
			SW I&S CD		
2018 084 COMBINED INTEREST & SINKING CI&S		7,132.25	CI&S SB MM		
			CI&S GB MM	360,203.55	367,335.80
2018 085 LAW ENFORC.CONSTRUCTION FUNDMAIN		6,672.17	MAIN TDOA	12,052.99	
			MAIN GB MM		18,725.16
			MAIN SB MM		
2018 086 INTEREST & SINKING SERIES 20CI&S		5,426.61	CI&S SB MM		
			CI&S GB MM	34,715.84	40,142.45
2018 089 CDA DISCRETIONARY FUND	MAIN	6,132.83			6,132.83
2018 090 PAYROLL	PAYROLL	12,035.80			12,035.80
2018 096 GENERAL FIXED ASSETS					
2018 097 GENERAL LONG TERM DEBT					

TOTAL 137,790.85

 10,369,382.95
 + 29,741.23
10,536,935.03

CHECK ACCOUNT

ACCOUNT BALANCE - MAIN
 ACCOUNT BALANCE - CI&S
 ACCOUNT BALANCE - PAYROLL

TOTAL

CHECK

113,196.19
 12,558.86
 12,035.80

137,790.85

+ 29,761.23 = 167,552.08

TDOA ACCOUNT

ACCOUNT BALANCE - MAIN TDOA
 ACCOUNT BALANCE - MAIN GB MM
 ACCOUNT BALANCE - MAIN TCLAS
 ACCOUNT BALANCE - MAIN TA CD
 ACCOUNT BALANCE - MAIN RR CD
 ACCOUNT BALANCE - MAIN DC CD
 ACCOUNT BALANCE - MAIN RR SV
 ACCOUNT BALANCE - MAIN TX CD
 ACCOUNT BALANCE - MAIN TX SV
 ACCOUNT BALANCE - CI&S GB MM

TOTAL

TDOA

802,566.45
 4,640,316.96
 3,656,921.55
 150,000.00
 240,072.33
 240,082.19
 15.25
 244,463.83
 25.00
 394,919.39

10,369,382.95

10,369,382.95
 167,552.08


 10,536,935.03 ✓

**TEXPOOL INVESTMENTS
FOR THE MONTH OF AUGUST, 2018**

FUND	BEGINNING BALANCE	INTEREST & PURCHASES	DECREASE	BOOK VALUE
General	82,692.51	134.96	-	82,827.47
Jury	-	-	-	-
Main R & B	-	-	-	-
Tobacco Settlement	57,309.01	93.47	-	57,402.48
Juvenile Probation	142,319.42	232.14	-	142,551.56
Adult Probation	108,054.16	176.25	-	108,230.41
R & B # 1	73,010.54	119.08	-	73,129.62
R & B # 2	82,849.84	135.13	-	82,984.97
R & B # 3	27,512.00	44.87	-	27,556.87
R & B # 4	72,832.30	118.79	-	72,951.09
Federal Road Inprovmnt	-	-	-	-
Indigent Defense Grant	25,765.62	42.02	-	25,807.64
CDA Forfeiture	39,793.28	64.90	-	39,858.18
Right of Way	29,428.93	48.00	-	29,476.93
Forestry	47,658.51	77.73	-	47,736.24
Construction & Renovation	12,033.37	19.62	-	12,052.99
TOTAL	801,259.49	1,306.96	-	802,566.45

Attached is a letter from TexPool stating the book and market value of their funds.

RESPECTFULLY SUBMITTED THIS 28TH DAY OF MAY, 2019.


 DONNA EARLY
 CASS COUNTY TREASURER

**GUARANTY BANK AND TRUST ALL ACCOUNTS
FOR THE MONTH OF AUGUST, 2018**

Attached is a list of balances for **all** funds in Guaranty Bank and Trust under the Federal ID Number for Cass County and a copy of the pledged securities listing book and market value.

BALANCE ALL ACCOUNTS	6,560,277.59
FDIC INSURANCE	500,000.00
BOOK VALUE	7,768,817.93
MARKET VALUE PLEDGED	7,586,245.87
PLEDGED EXCESS	1,525,968.28

RESPECTFULLY SUBMITTED THIS 28TH DAY OF MAY, 2019.




DONNA EARLY
CASS COUNTY TREASURER

**TEXAS CLASS INVESTMENTS
FOR THE MONTH OF AUGUST, 2018**

FUND	BEGINNING BALANCE	INTEREST & PURCHASES	DECREASE	BOOK VALUE
General	2,775,639.23	5,292.79	-	2,780,932.02
Main R & B	100,968.49	192.52	-	101,161.01
R & B 1	540,660.88	1,030.95	-	541,691.83
R & B 2	162,015.12	308.93	-	162,324.05
R & B 3	50,484.22	96.26	-	50,580.48
R & B 4	20,193.66	38.50	-	20,232.16
TOTAL	3,649,961.60	6,959.95	-	3,656,921.55

Attached is a letter from Texas CLASS stating the book and market value of their funds.

RESPECTFULLY SUBMITTED THIS 28TH DAY OF MAY, 2019.



 DONNA EARLY
 CASS COUNTY TREASURER


**TEXANA BANK CD
FOR THE MONTH OF AUGUST, 2018**

FUND	BEGINNING BALANCE	INTEREST & PURCHASES	DECREASE	BOOK VALUE
General	-	450,215.67	300,215.67	150,000.00
TOTAL	-	450,215.67	300,215.67	150,000.00 ✓

BALANCE ALL ACCOUNTS **150,000.00**
 FDIC INSURANCE **150,000.00**

Attached is a list of balances for all county funds in Texana Bank.

RESPECTFULLY SUBMITTED THIS 28TH DAY OF MAY, 2019.



 DONNA EARLY
 CASS COUNTY TREASURER

**RED RIVER FEDERAL CREDIT UNION SAVINGS
FOR THE MONTH OF AUGUST, 2018**

FUND	BEGINNING BALANCE	INTEREST & PURCHASES	DECREASE	BOOK VALUE
Tobacco	15.25	-	-	15.25
TOTAL	15.25	-	-	15.25 ✓

**RED RIVER FEDERAL CREDIT UNION CD
FOR THE MONTH OF AUGUST, 2018**

FUND	BEGINNING	INTEREST &	DECREASE	BOOK VALUE
Tobacco	243,769.39	4,565.95	8,263.01	240,072.33
TOTAL	243,769.39	4,565.95	8,263.01	240,072.33 ✓

BALANCE ALL ACCOUNTS **240,087.58**
 NCUA INSURANCE **240,087.58**

Attached is a list of balances for all county funds in the Red River Federal Credit Union.

RESPECTFULLY SUBMITTED THIS 28TH DAY OF MAY, 2019.




 DONNA EARLY
 CASS COUNTY TREASURER

**DOMINO FEDERAL CREDIT UNION CD
FOR THE MONTH OF AUGUST, 2018**

FUND	BEGINNING BALANCE	INTEREST & PURCHASES	DECREASE	BOOK VALUE
Tobacco	243,339.78	298.86	3,556.45	240,082.19
TOTAL	243,339.78	298.86	3,556.45	240,082.19
 BALANCE ALL ACCOUNTS	 240,082.19			
NCUA INSURANCE	240,082.19			

Attached is a list of balances for all county funds in the Domino Federal Credit Union.

RESPECTFULLY SUBMITTED THIS 28TH DAY OF MAY, 2019.



 DONNA EARLY
 CASS COUNTY TREASURER

**TEXAR FEDERAL CREDIT UNION SAVINGS
FOR THE MONTH OF AUGUST, 2018**

FUND	BEGINNING BALANCE	INTEREST & PURCHASES	DECREASE	BOOK VALUE
Tobacco	25.00	-	-	25.00
TOTAL	25.00	-	-	25.00 ✓

**TEXAR FEDERAL CREDIT UNION CD
FOR THE MONTH OF AUGUST, 2018**

FUND	BEGINNING BALANCE	INTEREST & PURCHASES	DECREASE	BOOK VALUE
Tobacco	142,385.22	218.76	-	142,603.98
Cass County Forestry	101,703.61	156.24	-	101,859.85
TOTAL	244,088.83	375.00	-	244,463.83 ✓

BALANCE ALL ACCOUNTS **244,488.83**
 NCUA INSURANCE **244,488.83**

Attached is a list of balances for all county funds in the TEXAR Federal Credit Union.

RESPECTFULLY SUBMITTED THIS 28TH DAY OF MAY, 2019.

Donna Early

 DONNA EARLY
 CASS COUNTY TREASURER

**GUARANTY BANK AND TRUST GENERAL MM
FOR THE MONTH OF AUGUST, 2018**

FUND	BEGINNING BALANCE	INTEREST & PURCHASES	DECREASE	BOOK VALUE
General	2,613,606.56	4,510.15	555,000.00	2,063,116.71
Main R & B	329,125.52	368.02	152,000.00	177,493.54
Tobacco	288,576.58	10,427.50	-	299,004.08
Juvenile Probation	163,113.68	50,275.70	18,000.00	195,389.38
Adult Probation	177,397.90	15,324.66	54,000.00	138,722.56
SATP Track III	-	-	-	-
R & B 1	379,990.79	536.34	61,000.00	319,527.13
R & B 2	222,768.40	20,334.81	26,000.00	217,103.21
R & B 3	302,885.74	25,456.72	24,000.00	304,342.46
R & B 4	315,026.66	34,483.84	15,000.00	334,510.50
Linden Enterprise Fund	-	-	-	-
Civil Child Support Prgm.	47,500.00	-	-	47,500.00
High Risk Treatment Prgm.	-	-	-	-
Bear Creek FMAG 2965-2011	-	-	-	-
TX CDBG CONTRACT 7216247	-	-	-	-
Indigent Defense Grant	-	-	-	-
CDA Forfeiture Account	15,563.45	22.42	1,000.00	14,585.87
Task Force PI	35,800.83	52.54	-	35,853.37
Texas Historical Grant	27,231.23	39.96	-	27,271.19
CDA Forfeiture Funds	10,385.67	15.24	-	10,400.91
Sheriff Federal Forfeiture	-	-	-	-
CTIF-01-034 TXDOT Grant	-	-	-	-
FEMA 4269	-	-	-	-
Right of Way	66,761.17	97.99	-	66,859.16
Cass County Forestry	363,084.37	25,552.52	-	388,636.89
TOTAL	5,358,818.55	187,498.41	906,000.00	4,640,316.96

**GUARANTY BANK AND TRUST CI&S MM
FOR THE MONTH OF AUGUST, 2018**

FUND	BEGINNING BALANCE	INTEREST & PURCHASES	DECREASE	BOOK VALUE
Combined I&S Series 2015	339,177.06	21,026.49	-	360,203.55
I&S Series 2016	33,750.97	964.87	-	34,715.84
TOTAL	372,928.03	21,991.36	-	394,919.39

BALANCE ALL MM ACCOUNTS **5,035,236.35**

RESPECTFULLY SUBMITTED THIS 28TH DAY OF MAY, 2019.


 DONNA EARLY
 CASS COUNTY TREASURER