

# Cass County Treasurer's Report

4th Qtr  
2018

**CASS COUNTY TREASURER'S REPORT OF RECEIPTS  
FOR THE QUARTER ENDING SEPTEMBER 30, 2018**

<b>SOURCE:</b>	<b>JUL</b>	<b>AUG</b>	<b>SEP</b>	<b>QTR 4</b>	<b>QTR 1, 2 &amp; 3</b>	<b>YTD TOTAL</b>
Justice of Peace #1	12,509.92	16,899.02	19,441.95	48,850.89	167,286.31	216,137.20
Justice of Peace #2	3,474.90	3,703.30	3,209.25	10,387.45	51,695.75	62,083.20
Justice of Peace #3	18,042.30	18,702.05	16,287.99	53,032.34	179,909.00	232,941.34
Justice of Peace #4	5,111.90	10,279.64	7,092.80	22,484.34	90,127.24	112,611.58
Constables	300.00	-	-	300.00	3,276.65	3,576.65
County Clerk	47,516.25	26,740.00	35,080.50	109,336.75	284,011.82	393,348.57
District Clerk	-	30,826.95	91,107.00	121,933.95	281,593.21	403,527.16
Cass County Sheriff	664.00	1,432.00	632.00	2,728.00	6,705.00	9,433.00
Tax Collector	138,266.58	118,833.14	95,275.42	352,375.14	10,367,607.01	10,719,982.15
State of Texas	34,205.37	5,592.83	12,519.15	52,317.35	497,510.08	549,827.43
State of Texas Reimb	4,481.49	38,394.49	11,829.38	54,705.36	733,084.08	787,789.44
Forfeitures/Seizures	-	-	-	-	9,541.60	9,541.60
U.S. Treasury	-	-	-	-	93,794.00	93,794.00
Interest	19,483.64	18,397.60	17,083.04	54,964.28	126,289.19	181,253.47
Royalties	-	681.95	-	681.95	605.10	1,287.05
Cass County Park	4,124.21	2,967.16	2,436.25	9,527.62	5,073.66	14,601.28
Sales	125,316.40	1,229.60	-	126,546.00	219,542.57	346,088.57
Miscellaneous	6,405.74	36,053.95	6,820.53	49,280.22	139,025.91	188,306.13
Micellaneous Reimb	2,079.14	2,313.10	1,825.63	6,217.87	71,749.05	77,966.92
Transferred Funds	-	-	-	-	-	-
<b>Sub-Total</b>	<b>421,981.84</b>	<b>333,046.78</b>	<b>320,640.89</b>	<b>1,075,669.51</b>	<b>13,328,427.23</b>	<b>14,404,096.74</b>
AIP Program	-	-	-	-	-	-
DOEP	-	-	-	-	2,875.00	2,875.00
Juvenile Probation	22,340.00	-	-	22,340.00	246,403.00	268,743.00
Adult Probation	28,058.50	20,219.50	20,047.10	68,325.10	235,144.06	303,469.16
Misc/Others	8,992.00	4,759.00	5,197.69	18,948.69	60,518.68	79,467.37
State/Others	1,645.00	-	182,825.54	184,470.54	587,950.66	772,421.20
CDA Discretionary	265.00	15.00	225.49	505.49	1,507.95	2,013.44
<b>Sub-Total</b>	<b>61,300.50</b>	<b>24,993.50</b>	<b>208,295.82</b>	<b>294,589.82</b>	<b>1,134,399.35</b>	<b>1,428,989.17</b>
<b>Grand Total</b>	<b>483,282.34</b>	<b>358,040.28</b>	<b>528,936.71</b>	<b>1,370,259.33</b>	<b>14,462,826.58</b>	<b>15,833,085.91</b>
<b>Net Salary</b>	<b>353,926.69</b>	<b>358,018.17</b>	<b>354,198.81</b>	<b>1,066,143.67</b>	<b>3,154,845.83</b>	<b>4,220,989.50</b>

RESPECTFULLY SUBMITTED,

  
 DONNA EARLY  
 CASS COUNTY TREASURER

**THE CASS COUNTY TREASURER'S REPORT  
OF RECEIPTS AND DISBURSEMENTS  
FOR THE QUARTER ENDING SEPTEMBER 30, 2018**

<b>FUND:</b>	<b>BEG. BALANCE</b>	<b>RECEIVED</b>	<b>DISBURSED</b>	<b>BALANCE</b>
GENERAL	6,077,593.07	2,925,503.31	4,496,043.45	4,507,052.93
JURY	(136,549.23)	125,866.42	158,572.21	(169,255.02)
MAIN ROAD & BRIDGE	652,459.28	826,717.75	1,229,643.74	249,533.29
H.A.V.A.	5,277.05	19.40	-	5,296.45
TOBACCO SETTLEMENT	1,004,964.31	23,618.31	21,819.46	1,006,763.16
ROAD & BRIDGE #1	983,435.99	412,199.64	454,004.80	941,630.83
ROAD & BRIDGE #2	482,367.49	391,405.26	385,676.91	488,095.84
ROAD & BRIDGE #3	387,717.94	255,534.82	281,685.12	361,567.64
ROAD & BRIDGE #4	411,190.05	311,459.53	322,833.08	399,816.50
CASS COUNTY PARK	(38,489.20)	63,125.96	24,636.76	-
FEDERAL ROAD IMPROVMT	1,803.85	6.62	-	1,810.47
LINDEN ENTERPRISE FUND	9.35	0.02	-	9.37
FEDERAL IMPROVMT 0711037	0.47	-	-	0.47
FEMA DR-1999 TX 2011 WF	10.02	0.02	-	10.04
BEAR CREEK FMAG 2965-2011	4,164.35	15.31	-	4,179.66
TEXAS CDBG CONTRACT 713069	9.79	0.02	-	9.81
TEXAS CDBG CONTRACT 7216247	481.01	1.76	-	482.77
LAW LIBRARY	(16,450.46)	5,347.00	4,113.65	(15,217.11)
CDA ESCROW	314.36	1.14	-	315.50
CDA FORFEITURE	56,874.82	3,761.79	7,970.35	52,666.26
TEXAS HISTORICAL GRANT	27,191.65	117.60	-	27,309.25
ARK LA TEX SEIZ/FORFT	(268.45)	-	-	(268.45)
CDA FED FOREITURE FUNDS	21,571.82	86.05	-	21,657.87
SHERIFF FED/FORFT	4,378.86	16.09	-	4,394.95
HOME GRANT PROJECTS 2017	(13,017.86)	-	3,569.00	(16,586.86)
CTIF -01-034 TXDOT GRANT	733.51	2.69	-	736.20
FEMA DR 4223	524.96	1.91	-	526.87
RIGHT OF WAY	110,722.28	608.33	-	111,330.61
FORESTRY FUND	448,689.88	276,386.47	135,603.41	589,472.94
COMBINED I & S SERIES 2015	418,864.23	93,067.31	139,950.00	371,981.54
CONST & RENOVATION	18,668.44	82.99	-	18,751.43
I & S 2016	187,877.15	168,735.44	315,469.00	41,143.59
PAYROLL	12,035.80	-	-	12,035.80
<b>SUB-TOTAL</b>	<b>11,115,156.58</b>	<b>5,883,688.96</b>	<b>7,981,590.94</b>	<b>9,017,254.60</b>
JUVENILE PROBATION	336,567.07	182,253.71	195,296.28	323,524.50
ADULT PROBATION	348,833.08	559,374.34	603,039.69	305,167.73
SATP TRACK III	19,123.56	33,702.30	36,242.92	16,582.94
CS RESTITUTION	6,339.61	13,256.48	13,209.41	6,386.68
AIP PROGRAM	(36,418.79)	-	-	(36,418.79)
MENTAL HEALTH INT. PRG.	20,820.49	22,652.00	18,909.74	24,562.75
CIVIL CHILD SUPPORT PRG.	60,316.33	4,254.00	230.00	64,340.33
HIGH RISK TREATMENT PRG.	23,079.59	29,616.00	30,588.86	22,106.73
AGGRESSIVE BEHAVIOR PRG. 4	5,903.54	3,343.00	3,636.27	5,610.27
CASS COUNTY DRUG COURT	20,849.80	23,532.00	18,485.94	25,895.86
VETERANS PROGRAM	9,963.18	-	775.56	9,187.62
FINANCIAL RESPONSIBILTY PRG.	-	3,379.00	675.03	2,703.97
INDIGENT DEFENSE	57,659.76	7,170.47	53,849.30	10,980.93
TASK FORCE	905.37	3.31	-	908.68
TASK FORCE P.I.	43,806.54	184.25	-	43,990.79
CDA STATE FUNDS	10,339.60	9,198.48	10,255.81	9,282.27
CDA DISCRETIONARY	6,791.19	1,406.88	1,657.73	6,540.34
<b>SUB-TOTAL</b>	<b>934,879.92</b>	<b>893,326.22</b>	<b>986,852.54</b>	<b>841,353.60</b>

---

<b>FUND</b>	<b>Explanations for Cash Receipts and Disbursement Changes</b>	
General- 010	263.61	Total of all money trnsf to 010. See explanations below.
Jury Fund- 011	36.37	Trnsf by Auditor to 010 as of September 2017 to clear up JE

---

LAW LIBRARY- 041      191.00    Trnsf by Auditor to 010 as of January 2018 to correct JE

---

JUVENILE PROB- 016      36.24    Trnsf by Auditor to 010 as of August 2017 to clear up JE

---

THE CASS COUNTY TREASURER'S REPORT  
OF RECEIPTS AND DISBURSEMENTS  
FOR THE QUARTER ENDING SEPTEMBER 30, 2018

CERTIFICATION

WE, THE UNDERSIGNED, certify that we have actually and fully inspected and counted all actual cash and assets in the hands of said Treasurer for the period beginning July 1, 2018 and ending September 30, 2018 and find the same to be true and correct and order same to be entered upon the minutes of said court as required by Local Government Code, Sec. 114.026.

WITNESS OUR HAND, OFFICIALLY THIS 28TH DAY OF MAY, 2019.

  
\_\_\_\_\_  
COMMISSIONER, PRECINCT 1

  
\_\_\_\_\_  
COMMISSIONER, PRECINCT 2

  
\_\_\_\_\_  
COMMISSIONER, PRECINCT 3

  
\_\_\_\_\_  
COMMISSIONER, PRECINCT 4

\_\_\_\_\_  
COUNTY JUDGE

SWORN TO AND SUBSCRIBED BY EACH OF THE ABOVE, RESPECTIVELY, ON THIS THE 28TH DAY OF MAY, 2019.



  
\_\_\_\_\_  
COUNTY CLERK

ACCOUNT NAME	BEGINNING CASH BALANCE	CASH RECEIPTS	CASH DISBURSEMENTS	ENDING CASH BALANCE
2018 010 GENERAL FUND				
CASH	165,618.48	2,317,278.82	2,549,160.17	66,262.87
CASH-OPERATING	.00	.00	.00	.00
RECEIVABLES	.00	129,989.83	31.00	129,958.83
TEXPOOL INVESTMENTS	82,559.95	402.48	.00	82,962.43
CD INVESTMENT	.00	.00	.00	.00
GB MONEY MARKET	3,059,290.38	11,427.78	1,646,306.46	1,424,411.70
STATE BANK MONEY MARKET	.00	.00	.00	.00
LAND, BUILDINGS & IMPROVEMENTS	.00	.00	.00	.00
EQUIPMENT,FURNITURE&FIXTURES	.00	.00	.00	.00
TOBACCO SETTLEMENT INVEST	2,770,387.87	15,633.96	38.99	2,785,982.84
GB MONEY MARKET	.00	450,506.83	300,506.83	150,000.00
TEXANA BANK CD	.00	2,925,239.70	4,496,043.45	4,507,052.93
FUND TOTALS	6,077,856.68	2,925,239.70	4,496,043.45	4,507,052.93
2018 011 DISTRICT AND CO COURT@LAW FUND				
CASH	136,585.60	123,675.68	158,535.84	171,445.76
CASH-OPERATING	.00	.00	.00	.00
C D INVESTMENT	.00	.00	.00	.00
RECEIVABLES	.00	2,190.74	.00	2,190.74
INVESTMENTS	.00	.00	.00	.00
CD INVESTMENT	.00	.00	.00	.00
MAIN GB MONEY MARKET	.00	.00	.00	.00
STATE BANK MONEY MARKET	.00	.00	.00	.00
FUND TOTALS	136,585.60	125,866.42	158,535.84	169,255.02
2018 012 MAIN ROAD & BRIDGE				
CASH	123,092.94	691,870.78	698,989.19	115,974.53
CASH-OPERATING	.00	.00	.00	.00
MAIN-CASH OPERATING	.00	.00	.00	.00
C D INVESTMENT	.00	.00	.00	.00
RECEIVABLES	.00	32,204.16	.00	32,204.16
INVESTMENTS	.00	.00	.00	.00
CD INVESTMENT	.00	.00	.00	.00
MAIN GB MONEY MARKET	428,588.86	102,074.14	429,493.54	101,169.46
STATE BANK MONEY MARKET	100,777.48	568.67	101,161.01	185.14
TEXPOOL INVESTMENTS	652,459.28	826,717.75	1,229,643.74	249,533.29
FUND TOTALS	5,277.05	19.40	19.40	5,296.45
2018 013 H.A.V.A.				
CASH	30,807.26	4,998.66	10,000.00	25,805.92
CASH-OPERATING	.00	.00	.00	.00
RECEIVABLES	.00	.00	.00	.00
INVESTMENTS	.00	.00	.00	.00
FUND TOTALS	5,277.05	19.40	19.40	5,296.45
2018 014 TOBACCO SETTLEMENT				
CASH	57,217.19	278.76	.00	57,495.95
CASH-OPERATING	.00	.00	.00	.00
C.D. INVESTMENT	.00	.00	.00	.00
RECEIVABLES	.00	.00	.00	.00
TEXPOOL INVESTMENTS	288,157.02	11,264.44	.00	299,421.46
TOBACCO SETTLEMENT INVEST	243,479.88	5,398.09	8,263.01	240,614.96
GB MONEY MARKET	.00	.00	.00	.00
MAIN RR CD	.00	.00	.00	.00
STATE BANK MONEY MARKET	.00	.00	.00	.00

ACCOUNT NAME	BEGINNING CASH BALANCE	CASH RECEIPTS	DISBURSEMENTS	ENDING CASH BALANCE
1:018 015 BEAR CK DISASTER DONATION				
CASH-BEAR CK DISASTER DONATION	.00	.00	.00	.00
RECEIVABLES	.00	.00	.00	.00
FUND TOTALS	.00	.00	.00	.00
1:018 016 JUVENILE PROBATION				
CASH - JUVENILE PROBATION	16,571.62	130,427.04	142,260.04	4,738.62
CASH-OPERATING	.00	.00	.00	.00
C D INVESTMENT	.00	.00	.00	.00
RECEIVABLES	.00	360.00	.00	360.00
INVESTMENTS	142,091.39	692.31	.00	142,783.70
CD INVESTMENT	.00	.00	.00	.00
GB MONEY MARKET	177,867.82	50,774.36	53,000.00	175,642.18
STATE BANK MONEY MARKET	.00	.00	.00	.00
FUND TOTALS	336,530.83	182,253.71	195,260.04	323,524.50
1:018 017 ADULT PROBATION				
CASH OPERATING-ADULT	33,916.00	365,703.49	361,863.85	37,755.64
CASH-OPERATING	.00	.00	.00	.00
C D INVESTMENT	.00	.00	.00	.00
RECEIVABLES	.00	147,175.84	.00	147,175.84
INVESTMENTS	107,881.03	525.63	.00	108,406.66
CD INVESTMENT	.00	.00	.00	.00
GB MONEY MARKET	207,036.05	45,969.38	94,000.00	159,005.43
STATE BANK MONEY MARKET	.00	.00	.00	.00
FUND TOTALS	348,833.08	559,374.34	603,039.69	305,167.73
1:018 018 CASS CO RESTITUTION CENTER				
RESTITUTION CENTER	.00	.00	.00	.00
CASH OPERATING-RESTITUTION CEN	.00	.00	.00	.00
CASH TO OPEN FNB BANK ACCT.	.00	.00	.00	.00
RECEIVABLES	.00	.00	.00	.00
INVESTMENTS	.00	.00	.00	.00
C D INVESTMENT	.00	.00	.00	.00
CD INVESTMENT	.00	.00	.00	.00
FUND TOTALS	.00	.00	.00	.00
1:018 019 SATP TRACK III				
CASH	19,123.56	33,702.30	36,242.92	16,582.94
CASH-OPERATING	.00	.00	.00	.00
RECEIVABLES	.00	.00	.00	.00
CD INVESTMENTS	.00	.00	.00	.00
GB MONEY MARKET	.00	.00	.00	.00
STATE BANK MONEY MARKET	.00	.00	.00	.00
FUND TOTALS	19,123.56	33,702.30	36,242.92	16,582.94
1:018 020 COMMUNITY SERVICE RESTITUTION				
CASH OPERATING-SERVICE RESTITUTION	6,339.61	13,256.48	13,209.41	6,386.68
CASH-OPERATING	.00	.00	.00	.00
RECEIVABLES	.00	.00	.00	.00
CD INVESTMENTS	.00	.00	.00	.00
FUND TOTALS	6,339.61	13,256.48	13,209.41	6,386.68

ACCOUNT NAME	BEGINNING CASH BALANCE	CASH RECEIPTS	CASH DISBURSEMENTS	ENDING CASH BALANCE
GB MONEY MARKET	.00	.00	.00	.00
STATE BANK MONEY MARKET	.00	.00	.00	.00
FUND TOTALS	6,339.61	13,256.48	13,209.41	6,386.68
<b>018 021 ROAD AND BRIDGE #1</b>				
CASH-ROAD & BRIDGE#1 OPERATING	9,468.42	312,253.26	314,004.80	7,716.88
CASH-OPERATING	.00	.00	.00	.00
C D INVESTMENT	.00	.00	.00	.00
RECEIVABLES	.00	.00	.00	.00
INVESTMENTS	72,893.56	355.14	.00	73,248.70
CD INVESTMENT	.00	.00	.00	.00
MAIN GB MONEY MARKET	361,436.01	96,545.99	140,000.00	317,982.00
STATE BANK MONEY MARKET	.00	.00	.00	.00
TCLASS INVESTMENT POOL	539,638.00	3,045.25	.00	542,683.25
FUND TOTALS	983,435.99	412,199.64	454,004.80	941,630.83
<b>018 022 ROAD AND BRIDGE #2</b>				
CASH - R&B #2 OPERATING	9,527.94	273,059.45	275,276.91	7,310.48
CASH-OPERATING	.00	.00	.00	.00
C D INVESTMENT	.00	.00	.00	.00
RECEIVABLES	.00	.00	.00	.00
INVESTMENTS	82,717.10	403.00	.00	83,120.10
CD INVESTMENT	.00	.00	.00	.00
GB MONEY MARKET	228,413.85	117,030.27	110,400.00	235,044.12
STATE BANK MONEY MARKET	.00	.00	.00	.00
TCLASS INVESTMENT POOL	161,708.60	912.54	.00	162,621.14
FUND TOTALS	482,367.49	391,405.26	385,676.91	488,095.84
<b>018 023 ROAD AND BRIDGE #3</b>				
CASH - ROAD & BRIDGE #3 OPER	9,428.13	174,768.57	200,385.12	16,188.42
CASH-OPERATING	.00	.00	.00	.00
C D INVESTMENT	.00	.00	.00	.00
RECEIVABLES	.00	.00	.00	.00
INVESTMENTS	27,467.92	133.82	.00	27,601.74
CD INVESTMENT	.00	.00	.00	.00
GB MONEY MARKET	300,433.17	80,348.10	81,300.00	299,481.27
STATE BANK MONEY MARKET	.00	.00	.00	.00
TCLASS INVESTMENT POOL	50,388.72	284.33	.00	50,673.05
FUND TOTALS	387,717.94	255,534.82	281,685.12	361,567.64
<b>018 024 ROAD AND BRIDGE #4</b>				
CASH-ROAD & BRIDGE#4 OPERAT.	9,754.98	217,612.24	218,833.08	8,534.14
CASH-OPERATING	.00	.00	.00	.00
C D INVESTMENT	.00	.00	.00	.00
RECEIVABLES	.00	.00	.00	.00
INVESTMENTS	72,715.61	354.27	.00	73,069.88
CD INVESTMENT	.00	.00	.00	.00
MAIN GB MONEY MARKET	308,564.00	93,379.30	104,000.00	297,943.30
STATE BANK MONEY MARKET	.00	.00	.00	.00
TCLASS INVESTMENT POOL	20,155.46	113.72	.00	20,269.18
FUND TOTALS	411,190.05	311,459.53	322,833.08	399,816.50
<b>018 025 AIP PROGRAM</b>				
CASH-	36,418.79	.00	.00	36,418.79
CASH-OPERATING	.00	.00	.00	.00
CD INVESTMENTS	.00	.00	.00	.00
RECEIVABLES	.00	.00	.00	.00



ACCOUNT NAME	BEGINNING CASH BALANCE	CASH RECEIPTS	CASH DISBURSEMENTS	ENDING CASH BALANCE
INVESTMENTS	.00	.00	.00	.00
C D INVESTMENT	.00	.00	.00	.00
FUND TOTALS	36,418.79	.00	.00	36,418.79
2018 026 CASS COUNTY RESOURCE RECOVERY				
CASS CO. RESOURCE REC/ CASH	.00	.00	.00	.00
RECEIVABLES	.00	.00	.00	.00
INVESTMENTS	.00	.00	.00	.00
FUND TOTALS	.00	.00	.00	.00
2018 027 COUNTY CLERK ARCHIVE FUND				
PRESERVATION - CASH ACCT.	.00	.00	.00	.00
FUND TOTALS	.00	.00	.00	.00
2018 028 CASS COUNTY PARK				
CASS COUNTY PARKS	.00	.00	.00	.00
CASH OPERATING - CC PARKS	38,489.20	63,125.96	24,636.76	.00
CASH-OPERATING	.00	.00	.00	.00
INVESTMENTS	.00	.00	.00	.00
FUND TOTALS	38,489.20	63,125.96	24,636.76	.00
2018 029 FEDERAL-ROAD IMPROVMT 0710197				
CASH-	1,803.85	6.62	.00	1,810.47
CASH OPERATING	.00	.00	.00	.00
RECEIVABLES-ROAD IMPROVMENT	.00	.00	.00	.00
INVESTMENTS-ROAD IMPROVEMENT	.00	.00	.00	.00
INVESTMENTS-ROAD IMPROV	.00	.00	.00	.00
FUND TOTALS	1,803.85	6.62	.00	1,810.47
2018 030 LINDEN ENTERPRISE FUND				
CASH	9.35	.02	.00	9.37
CASH-OPERATING	.00	.00	.00	.00
INVESTMENTS	.00	.00	.00	.00
CD INVESTMENTS	.00	.00	.00	.00
MONEY MARKET GB	.00	.00	.00	.00
STATE BANK MONEY MARKET	.00	.00	.00	.00
FUND TOTALS	9.35	.02	.00	9.37
2018 031 EMG WATERSHED AG-7442-C-110010				
CASH	.00	.00	.00	.00
RECEIVABLES	.00	.00	.00	.00
INVESTMENTS-ROAD IMPROVEMENT	.00	.00	.00	.00
INVESTMENTS	.00	.00	.00	.00
FUND TOTALS	.00	.00	.00	.00
2018 032 FEDERAL IMPROVEMENT 0711037				
CASH	.47	.00	.00	.47
RECEIVABLES	.00	.00	.00	.00
INVESTMENTS	.00	.00	.00	.00
INVESTMENTS	.00	.00	.00	.00
FUND TOTALS	.47	.00	.00	.47
2018 033 SATT PROGRAM				
CASH	.00	.00	.00	.00
CD INVESTMENTS	.00	.00	.00	.00
RECIEVABLES	.00	.00	.00	.00
INVESTMENTS	.00	.00	.00	.00

ACCOUNT NAME	BEGINNING CASH BALANCE	CASH RECEIPTS	CASH DISBURSEMENTS	ENDING CASH BALANCE
2018 034 MENTAL HEALTH INITIATIVE PRG				
CASH	20,820.49	22,652.00	18,909.74	24,562.75
CASH-OPERATING	.00	.00	.00	.00
CD INVESTMENTS	.00	.00	.00	.00
RECEIVABLES	.00	.00	.00	.00
INVESTMENTS	.00	.00	.00	.00
CD INVESTMENTS	.00	.00	.00	.00
MONEY MARKET GB	.00	.00	.00	.00
STATE BANK MONEY MARKET	.00	.00	.00	.00
FUND TOTALS	20,820.49	22,652.00	18,909.74	24,562.75
2018 035 CIVIL CHILD SUPPORT PROGRAM				
CASH	12,816.33	4,254.00	230.00	16,840.33
CASH-OPERATING	.00	.00	.00	.00
CD INVESTMENTS	.00	.00	.00	.00
RECEIVABLES	.00	.00	.00	.00
INVESTMENTS	.00	.00	.00	.00
CD INVESTMENTS	.00	.00	.00	.00
GB MONEY MARKET	47,500.00	.00	.00	47,500.00
STATE BANK MONEY MARKET	.00	.00	.00	.00
FUND TOTALS	60,316.33	4,254.00	230.00	64,340.33
2018 036 FEMA DR-1999-TX 2011 WILDFIRES				
CASH-1999 FEMA WILDFIRES	10.02	.02	.00	10.04
CASH-OPERATING	.00	.00	.00	.00
RECEIVABLES	.00	.00	.00	.00
INVESTMENTS	.00	.00	.00	.00
INTEREST DISTRIBUTION	.00	.00	.00	.00
FUND TOTALS	10.02	.02	.00	10.04
2018 037 HIGH RISK TREATMENT PROGRAM				
CASH	23,079.59	29,616.00	30,588.86	22,106.73
CASH-OPERATING	.00	.00	.00	.00
CD INVESTMENTS	.00	.00	.00	.00
RECEIVABLES	.00	.00	.00	.00
INVESTMENTS	.00	.00	.00	.00
GB MONEY MARKET	.00	.00	.00	.00
STATE BANK MONEY MARKET	.00	.00	.00	.00
FUND TOTALS	23,079.59	29,616.00	30,588.86	22,106.73
2018 038 BEAR CREEK FMAG 2965-2011				
CASH	4,164.35	15.31	.00	4,179.66
CASH OPERATING	.00	.00	.00	.00
RECEIVABLES	.00	.00	.00	.00
CD INVESTMENTS	.00	.00	.00	.00
INVESTMENTS	.00	.00	.00	.00
MONEY MARKET GB	.00	.00	.00	.00
STATE BANK MONEY MARKET	.00	.00	.00	.00
FUND TOTALS	4,164.35	15.31	.00	4,179.66
2018 039 TEXAS CDBG CONTRACT 713069				
CASH	9.79	.02	.00	9.81
RECEIVABLES	.00	.00	.00	.00
INVESTMENTS	.00	.00	.00	.00
FUND TOTALS	9.79	.02	.00	9.81

ACCOUNT NAME	BEGINNING CASH BALANCE	CASH RECEIPTS	CASH DISBURSEMENTS	ENDING CASH BALANCE
<b>FUND TOTALS</b>	<b>9.79</b>	<b>.02</b>	<b>.00</b>	<b>9.81</b>
2018 040 TEXAS CDBG CONTRACT 7216247				
CASH	481.01	1.76	.00	482.77
INVESTMENTS	.00	.00	.00	.00
INVESTMENTS	.00	.00	.00	.00
GB MONEY MARKET	.00	.00	.00	.00
STATE BANK MONEY MARKET	.00	.00	.00	.00
<b>FUND TOTALS</b>	<b>481.01</b>	<b>1.76</b>	<b>.00</b>	<b>482.77</b>
2018 041 LAW LIBRARY				
CASH - LAW LIBRARY OPERATING	16,641.46	4,297.00	3,922.65	16,267.11
CASH OPERATING	.00	.00	.00	.00
C D INVESTMENT	.00	.00	.00	.00
RECEIVABLES	.00	1,050.00	.00	1,050.00
CD INVESTMENT	.00	.00	.00	.00
<b>FUND TOTALS</b>	<b>16,641.46</b>	<b>5,347.00</b>	<b>3,922.65</b>	<b>15,217.11</b>
2018 042 INDIGENT DEFENSE GRANT (SB7)				
INDIGENT DEFENSE GRANT (SB7)	.00	.00	.00	.00
CASH-INDIGENT DEFENSE	31,935.42	7,045.15	53,849.30	14,868.73
CASH OPERATING	.00	.00	.00	.00
CD INVESTMENT	.00	.00	.00	.00
RECEIVABLES	.00	.00	.00	.00
INVESTMENTS	25,724.34	125.32	.00	25,849.66
TEXPOOL INVESTMENTS	.00	.00	.00	.00
BANK INVESTMENTS	.00	.00	.00	.00
MONEY MARKET GB	.00	.00	.00	.00
STATE BANK MONEY MARKET	.00	.00	.00	.00
<b>FUND TOTALS</b>	<b>57,659.76</b>	<b>7,170.47</b>	<b>53,849.30</b>	<b>10,980.93</b>
2018 043 DIST ATT, ESCROW ACCOUNT				
DIST ATT, ESCROW ACCOUNT	.00	.00	.00	.00
CASH OPERATING-DA ESCROW ACCT	314.36	1.14	.00	315.50
CASH OPERATING	.00	.00	.00	.00
C D INVESTMENT	.00	.00	.00	.00
RECEIVABLES	.00	.00	.00	.00
INVESTMENTS	.00	.00	.00	.00
CD INVESTMENT	.00	.00	.00	.00
MONEY MARKET GB	.00	.00	.00	.00
STATE BANK MONEY MARKET	.00	.00	.00	.00
<b>FUND TOTALS</b>	<b>314.36</b>	<b>1.14</b>	<b>.00</b>	<b>315.50</b>
2018 044 C.D.A. FORFEITURE ACCOUNT				
C.D.A. FORFEITURE ACCOUNT	.00	.00	.00	.00
CASH OPERATING-CDA FORFEITURE	1,604.46	3,504.00	4,470.35	638.11
CASH OPERATING	.00	.00	.00	.00
C D INVESTMENT	.00	.00	.00	.00
RECEIVABLES	.00	.00	.00	.00
INVESTMENTS	39,729.53	193.55	.00	39,923.08
CD INVESTMENT	.00	.00	.00	.00
GB MONEY MARKET	15,540.83	64.24	3,500.00	12,105.07
STATE BANK MONEY MARKET	.00	.00	.00	.00
<b>FUND TOTALS</b>	<b>56,874.82</b>	<b>3,761.79</b>	<b>7,970.35</b>	<b>52,666.26</b>
2019 045 REGIONAL INTRASTATE TASK FORCE				
ARK-LA-TEX NARC TASK FORCE	.00	.00	.00	.00

ACCOUNT NAME	BEGINNING CASH BALANCE	CASH RECEIPTS	CASH DISBURSEMENTS	ENDING CASH BALANCE
2019 046 TASK FORCE PROGRAM INCOME				
REGIONAL TASK FRC CASH	905.37	3.31	.00	908.68
CASH OPERATING	.00	.00	.00	.00
C D INVESTMENTS	.00	.00	.00	.00
RECEIVABLES	.00	.00	.00	.00
INVESTMENTS	.00	.00	.00	.00
CD INVESTMENTS	.00	.00	.00	.00
STATE BANK MONEY MARKET	.00	.00	.00	.00
FUND TOTALS	905.37	3.31	.00	908.68
2019 047 TASK FORCE PROGRAM INCOME				
TF PROGRAM INCOME-CASH	8,057.75	29.63	.00	8,087.38
CASH OPERATING	.00	.00	.00	.00
CD INVESTMENTS	.00	.00	.00	.00
RECEIVABLES	.00	.00	.00	.00
TF-PI INVESTMENTS	.00	.00	.00	.00
INVESTMENTS	.00	.00	.00	.00
GB MONEY MARKET	35,748.79	154.62	.00	35,903.41
STATE BANK MONEY MARKET	.00	.00	.00	.00
FUND TOTALS	43,806.54	184.25	.00	43,990.79
2018 047 CDA-STATE FUNDS				
CDA STATE FUNDS	.00	.00	.00	.00
CASH	10,339.60	9,198.48	10,255.81	9,282.27
CASH OPERATING	.00	.00	.00	.00
CD INVESTMENTS	.00	.00	.00	.00
INVESTMENTS	.00	.00	.00	.00
CD INVESTMENTS	.00	.00	.00	.00
FUND TOTALS	10,339.60	9,198.48	10,255.81	9,282.27
2018 048 TEXAS HISTORICAL GRANT				
CASH	.00	.00	.00	.00
CASH	.00	.00	.00	.00
CASH-OPERATING	.00	.00	.00	.00
CD INVESTMENTS	.00	.00	.00	.00
RECEIVABLES	.00	.00	.00	.00
CD INVESTMENTS	.00	.00	.00	.00
GB MONEY MARKET	27,191.65	117.60	.00	27,309.25
STATE BANK MONEY MARKET	.00	.00	.00	.00
FUND TOTALS	27,191.65	117.60	.00	27,309.25
2018 050 ARK-LA-TEX SEIZ/FORFT.FUND				
CASH	.00	.00	.00	.00
ARK-LA-TEX FORF/SEIZ.	268.45	.00	.00	268.45
CASH OPERATING	.00	.00	.00	.00
C D INVESTMENTS	.00	.00	.00	.00
INVESTMENTS	.00	.00	.00	.00
CD INVESTMENT	.00	.00	.00	.00
FUND TOTALS	268.45	.00	.00	268.45
2018 051 CDA FORFEITURE FUNDS				
CDA FEDERAL FORFEITURES FUND	.00	.00	.00	.00
CASH	11,201.24	41.21	.00	11,242.45
CASH-OPERATING	.00	.00	.00	.00
C D INVESTMENTS	.00	.00	.00	.00
INVESTMENTS	.00	.00	.00	.00
CD INVESTMENT	.00	.00	.00	.00
FUND TOTALS	11,201.24	41.21	.00	11,242.45

ACCOUNT NAME	BEGINNING CASH BALANCE	CASH RECEIPTS	CASH DISBURSMENTS	ENDING CASH BALANCE
2018 052 SHERIFF FEDERAL FORFEITURES				
MONEY MARKET	10,370.58	44.84	.00	10,415.42
STATE BANK MONEY MARKET	.00	.00	.00	.00
FUND TOTALS	21,571.82	86.05	.00	21,657.87
CASH	.00	.00	.00	.00
CASH-OPERATING	4,378.86	16.09	.00	4,394.95
C D INVESTMENTS	.00	.00	.00	.00
INVESTMENTS	.00	.00	.00	.00
CD INVESTMENTS	.00	.00	.00	.00
MONEY MARKET GB	.00	.00	.00	.00
STATE BANK MONEY MARKET	.00	.00	.00	.00
FUND TOTALS	4,378.86	16.09	.00	4,394.95
2018 055 HOME GRANT PROJECTS 2017				
CASH	.00	.00	.00	.00
CASH	13,017.86	.00	3,569.00	16,586.86
CD INVESTMENTS	.00	.00	.00	.00
A/R	.00	.00	.00	.00
RECEIVABLES	.00	.00	.00	.00
FUND TOTALS	13,017.86	.00	3,569.00	16,586.86
2018 060 MENTAL HEALTH PROGRAM # 4				
CASH	.00	.00	.00	.00
CD INVESTMENTS	.00	.00	.00	.00
RECEIVABLES	.00	.00	.00	.00
INVESTMENTS	.00	.00	.00	.00
MONEY MARKET GB	.00	.00	.00	.00
STATE BANK MONEY MARKET	.00	.00	.00	.00
FUND TOTALS	.00	.00	.00	.00
2018 061 AGGRESSIVE BEHAVIOR PROGRAM#20				
CASH	5,903.54	3,343.00	3,636.27	5,610.27
CD INVESTMENTS	.00	.00	.00	.00
RECEIVABLES	.00	.00	.00	.00
INVESTMENTS	.00	.00	.00	.00
GB MONEY MARKET	.00	.00	.00	.00
STATE BANK MONEY MARKET	.00	.00	.00	.00
FUND TOTALS	5,903.54	3,343.00	3,636.27	5,610.27
2018 062 CTIF-01-034 TXDOT GRANT				
CASH	733.51	2.69	.00	736.20
GB MONEY MARKET	.00	.00	.00	.00
STATE BANK MONEY MARKET	.00	.00	.00	.00
FUND TOTALS	733.51	2.69	.00	736.20
2018 063 CASS COUNTY DRUG COURT				
CASH	20,849.80	23,532.00	18,485.94	25,895.86
CD INVESTMENTS	.00	.00	.00	.00
RECEIVABLES	.00	.00	.00	.00
INVESTMENTS	.00	.00	.00	.00
GB MONEY MARKET	.00	.00	.00	.00
FUND TOTALS	20,849.80	23,532.00	18,485.94	25,895.86
2018 064 VETERANS PROGRAM				
CASH	9,963.18	.00	775.56	9,187.62

ACCOUNT NAME	BEGINNING CASH BALANCE	CASH RECEIPTS	CASH DISBURSEMENTS	ENDING CASH BALANCE
2018 065 FEMA 4269				
CASH	524.96	1.91	.00	526.87
GB MONEY MARKET	.00	.00	.00	.00
STATE BANK MONEY MARKET	.00	.00	.00	.00
FUND TOTALS	524.96	1.91	.00	526.87
2018 066 FINANCIAL RESPONSIBILITY PGM				
FINANCIAL RESPONSIBILITY PGM	.00	.00	.00	.00
CASH	.00	3,379.00	675.03	2,703.97
CD INVESTMENTS	.00	.00	.00	.00
RECEIVABLES	.00	.00	.00	.00
INVESTMENTS	.00	.00	.00	.00
GB MONEY MARKET	.00	.00	.00	.00
STATE BANK MONEY MARKET	.00	.00	.00	.00
FUND TOTALS	.00	3,379.00	675.03	2,703.97
2018 070 RIGHT OF WAY FUND				
CASH - RIGHT OF WAY OPERATING	14,676.39	166.10	.00	14,842.49
CASH-OPERATING	.00	.00	.00	.00
C D INVESTMENT	.00	.00	.00	.00
RECEIVABLES	.00	10.71	.00	10.71
INVESTMENTS	29,381.78	143.15	.00	29,524.93
CD INVESTMENT	.00	.00	.00	.00
MAIN MONEY MARKET GB	66,664.11	288.37	.00	66,952.48
STATE BANK MONEY MARKET	.00	.00	.00	.00
FUND TOTALS	110,722.28	608.33	.00	111,330.61
2018 072 CASS COUNTY FORESTRY FUND				
CASH-CASS COUNTY FORESTRY FUND	36,935.33	149,141.29	135,603.41	50,473.21
CASH OPERATING	.00	.00	.00	.00
C D INVESTMENT	.00	.00	.00	.00
RECEIVABLES	.00	.00	.00	.00
INVESTMENTS	47,582.15	231.82	.00	47,813.97
CD INVESTMENT	.00	.00	.00	.00
MAIN GB MONEY MARKET	262,614.65	126,564.75	.00	389,179.40
STATE BANK MONEY MARKET	.00	.00	.00	.00
MAIN TEXAR CD	101,557.75	448.61	.00	102,006.36
TCLASS INVESTMENT POOL	.00	.00	.00	.00
FUND TOTALS	448,689.88	276,386.47	135,603.41	589,472.94
2018 080 CASS COUNTY JAIL CONSTRUCTION				
CASH-CASS CO JAIL CONST	.00	.00	.00	.00
C D INVESTMENT	.00	.00	.00	.00
RECEIVABLES	.00	.00	.00	.00
INVESTMENTS-CC JAIL CONST	.00	.00	.00	.00
CD INVESTMENT	.00	.00	.00	.00
FUND TOTALS	.00	.00	.00	.00
2018 081 CC JAIL INT & SINKING				
CASH-CC JAIL INT & SINKING	.00	.00	.00	.00

ACCOUNT NAME	BEGINNING CASH BALANCE	CASH RECEIPTS	CASH DISBURSEMENTS	ENDING CASH BALANCE
<b>2018 082 RESOURCE RECOVERY I&amp;S</b>				
CASH-CC RESOURCE RECOVERY	.00	.00	.00	.00
PETTY CASH	.00	.00	.00	.00
C D INVESTMENT	.00	.00	.00	.00
RECEIVABLES	.00	.00	.00	.00
INVESTMENTS	.00	.00	.00	.00
BANK INVESTMENT	.00	.00	.00	.00
FUND TOTALS	.00	.00	.00	.00
<b>2018 083 RESOURCE RECOVERY INT&amp;SINKING</b>				
CASH-RES REC INT&SINKING	.00	.00	.00	.00
C D INVESTMENT	.00	.00	.00	.00
RECEIVABLES	.00	.00	.00	.00
INVESTMENTS	.00	.00	.00	.00
BANK INVESTMENT	.00	.00	.00	.00
FUND TOTALS	.00	.00	.00	.00
<b>2018 084 COMBINED INTEREST &amp; SINKING</b>				
COMBINED INTEREST & SINKING	.00	.00	.00	.00
CASH	23,397.67	61,969.26	78,225.00	7,141.93
CASH-OPERATING	.00	.00	.00	.00
CD INVESTMENT	.00	.00	.00	.00
RECEIVABLES	.00	1,187.55	.00	1,187.55
INVESTMENTS	.00	.00	.00	.00
BANK INVESTMENTS	.00	.00	.00	.00
CI&S STATE BANK MONEY MARKET	.00	.00	.00	.00
CI&S GB MM	395,466.56	29,910.50	61,725.00	363,652.06
FUND TOTALS	418,864.23	93,067.31	139,950.00	371,981.54
<b>2018 085 LAW ENFORC. CONSTRUCTION FUND</b>				
06 CONSTRUCTION & RENOVATION	6,654.45	24.47	.00	6,678.82
CASH OPERATING	.00	.00	.00	.00
C D INVESTMENT	.00	.00	.00	.00
INVESTMENTS	12,014.09	58.52	.00	12,072.61
CD INVESTMENTS	.00	.00	.00	.00
MAIN MONEY MARKET GB	.00	.00	.00	.00
STATE BANK MONEY MARKET	.00	.00	.00	.00
FUND TOTALS	18,668.44	82.99	.00	18,751.43
<b>2018 086 INTEREST &amp; SINKING SERIES 2016</b>				
CASH OPERATING	5,390.93	157,777.53	157,734.50	5,433.96
CD INVESTMENTS	.00	.00	.00	.00
RECEIVABLES	.00	235.95	.00	235.95
INVESTMENTS	.00	.00	.00	.00
BANK INVESTMENTS	.00	.00	.00	.00
CI&S STATE BANK MONEY MARKET	.00	.00	.00	.00
CI&S GB MM	182,486.22	10,721.96	157,734.50	35,473.68
FUND TOTALS	187,877.15	168,735.44	315,469.00	41,143.59
<b>2018 089 CDA DISCRETIONARY FUND</b>				
CASH	6,791.19	1,205.13	1,657.73	6,338.59

ACCOUNT NAME	BEGINNING CASH BALANCE	CASH RECEIPTS	CASH DISBURSEMENTS	ENDING CASH BALANCE
2018 090 PAYROLL				
PAYROLL FUND	.00	.00	.00	.00
PAYROLL CASH	12,035.80	.00	.00	12,035.80
CASH OPERATING	.00	.00	.00	.00
FUND TOTALS	12,035.80	.00	.00	12,035.80
2018 096 GENERAL FIXED ASSETS				
CASH	.00	.00	.00	.00
LAND, BLDGS & IMPROVEMENTS	.00	.00	.00	.00
EQUIP, FURN, & FIXTURES	.00	.00	.00	.00
CAPITAL LEASE ASSETS (AUTOS)	.00	.00	.00	.00
CONSTRUCTION IN PROGRESS	.00	.00	.00	.00
FUND TOTALS	.00	.00	.00	.00
2018 097 GENERAL LONG TERM DEBT				
CASH	.00	.00	.00	.00
FUND TOTALS	.00	.00	.00	.00
GRAND TOTALS	12,050,036.50	6,776,751.57	8,968,179.87	9,858,608.20



ND NAME	CHECKING ACCOUNT	CHECKING AMOUNT	TDOA ACCOUNT	TDOA AMOUNT	FUND TOTAL
0 GENERAL FUND	MAIN	66,262.87-	MAIN TDOA MAIN GB MM MAIN SB MM MAIN TCLAS MAIN TA CD	82,962.43 1,424,411.70 2,785,982.84 150,000.00	4,377,094.10 + 129,958.83 = 4,507,052.93
1 DISTRICT & CO COURT@LAW FUNMAIN		171,445.76-	MAIN TDOA MAIN GB MM MAIN SB MM		171,445.76- + 2,190.74 = 169,255.02-
2 MAIN ROAD & BRIDGE	MAIN	115,974.53	MAIN TDOA MAIN GB MM MAIN SB MM MAIN TCLAS	101,169.46 185.14	217,329.13 + 32,204.16 = 249,533.29
3 H.A.V.A.	MAIN	5,296.45	MAIN TDOA	5,296.45	
4 TOBACCO SETTLEMENT	MAIN	25,805.92	MAIN TDOA MAIN GB MM MAIN RR CD MAIN SB MM MAIN DC CD MAIN SV MAIN TX CD MAIN TX SV	57,495.95 299,421.46 240,614.96 240,575.51 15.26 142,809.10 25.00	
5 BEAR CK DISASTER DONATION	BRCREEK				
6 JUVENILE PROBATION	MAIN	4,738.62	MAIN TDOA MAIN GB MM MAIN SB MM	142,783.70 175,642.18	323,164.50 + 360.00 = 323,524.50
7 ADULT PROBATION	MAIN	37,755.64	MAIN TDOA MAIN GB MM MAIN SB MM	108,406.66 159,005.43	305,167.73
8 CASS CO RESTITUTION CENTER	MAIN		MAIN TDOA		
9 SATP TRACK III	MAIN	16,582.94	MAIN GB MM MAIN SB MM	16,582.94	
0 COMMUNITY SERVICE RESTITUTIMAIN		6,386.68	MAIN GB MM MAIN SB MM	6,386.68	
1 ROAD AND BRIDGE #1	MAIN	7,716.88	MAIN TDOA MAIN GB MM MAIN SB MM MAIN TCLAS	73,248.70 317,982.00 542,683.25	941,630.83
2 ROAD AND BRIDGE #2	MAIN	7,310.48	MAIN TDOA MAIN GB MM MAIN SB MM MAIN TCLAS	83,120.10 235,044.12 162,621.14	488,095.84
3 ROAD AND BRIDGE #3	MAIN	16,188.42-	MAIN TDOA MAIN GB MM	27,601.74 299,481.27	

ND NAME	CHECKING ACCOUNT	CHECKING AMOUNT	TDOA ACCOUNT	TDOA AMOUNT	FUND TOTAL
4 ROAD AND BRIDGE #4	MAIN	8,534.14	MAIN SB MM MAIN TCLAS	50,673.05	361,567.64
5 AIP PROGRAM	MAIN	36,418.79	MAIN TDOA		36,418.79
6 CASS COUNTY RESOURCE RECOVERMAIN			MAIN TDOA		
7 COUNTY CLERK ARCHIVE FUND	MAIN		MAIN TDOA		
8 CASS COUNTY PARK	MAIN		MAIN GB MM MAIN SB MM MAIN TCLAS	73,069.88 297,943.30 20,269.18	399,816.50
9 FEDERAL-ROAD IMPROVMT 071019MAIN	MAIN	1,810.47	MAIN TDOA		1,810.47
0 LINDEN ENTERPRISE FUND	MAIN	9.37	MAIN TDOA MAIN GB MM MAIN SB MM		9.37
1 EMG WATERSHED AG-7442-C-1100MAIN	MAIN		MAIN TDOA		
2 FEDERAL IMPROVEMENT 0711037	MAIN	.47	MAIN TDOA		.47
3 SATT PROGRAM	MAIN		MAIN TDOA		
4 MENTAL HEALTH INITIATIVE PRGMAIN	MAIN	24,562.75	MAIN TDOA MAIN GB MM MAIN SB MM		24,562.75
5 CIVIL CHILD SUPPORT PROGRAM MAIN	MAIN	16,840.33	MAIN GB MM MAIN SB MM	47,500.00	64,340.33
6 FEMA DR-1999-TX 2011 WILDFIRMAIN	MAIN	10.04	MAIN TDOA		10.04
7 HIGH RISK TREATMENT PROGRAM MAIN	MAIN	22,106.73	MAIN TDOA MAIN GB MM MAIN SB MM		22,106.73
8 BEAR CREEK FMAG 2965-2011	MAIN	4,179.66	MAIN TDOA MAIN GB MM MAIN SB MM		4,179.66
9 TEXAS CDBG CONTRACT 713069	MAIN	9.81	MAIN TDOA		9.81
0 TEXAS CDBG CONTRACT 7216247	MAIN	482.77	MAIN GB MM MAIN SB MM		482.77
1 LAW LIBRARY	MAIN	16,267.11			16,267.11
2 INDIGENT DEFENSE GRANT (SB7)MAIN	MAIN	14,868.73	MAIN TDOA MAIN GB MM MAIN SB MM	25,849.66	10,980.93

+ 1,050.00 = 15,217.11-

VD NAME	CHECKING ACCOUNT	CHECKING AMOUNT	TDOA ACCOUNT	TDOA AMOUNT	FUND TOTAL
3 DIST ATT. ESCROW ACCOUNT	MAIN	315.50	MAIN TDOA MAIN GB MM MAIN SB MM		315.50
4 C.D.A.FORFEITURE ACCOUNT	MAIN	638.11	MAIN TDOA MAIN GB MM MAIN SB MM	39,923.08 12,105.07	52,666.26
5 REGIONAL INTRASTATE TASK FORMAIN		908.68	MAIN SB MM		908.68
6 TASK FORCEE PROGRAM INCOME	MAIN	8,087.38	MAIN GB MM MAIN SB MM	35,903.41	43,990.79
7 CDA-STATE FUNDS	MAIN	9,282.27			9,282.27
8 TEXAS HISTORICAL GRANT	MAIN		MAIN GB MM MAIN SB MM	27,309.25	27,309.25
0 ARK LA TEX SEIZ/FORFT.FUND	MAIN	268.45-			268.45-
1 CDA FORFEITURE FUNDS	MAIN	11,242.45	MAIN TDOA MAIN GB MM MAIN SB MM	10,415.42	21,657.87
2 SHERIFF FEDERAL FORFEITURES	MAIN	4,394.95	MAIN TDOA MAIN GB MM MAIN SB MM		4,394.95
5 HOME GRANT PROJECTS 2017	MAIN	16,586.86-			16,586.86-
0 MENTAL HEALTH PROGRAM # 4	MAIN		MAIN TDOA MAIN GB MM MAIN SB MM		
1 AGGRESSIVE BEHAVIOR PROGRAM#MAIN		5,610.27	MAIN TDOA MAIN GB MM MAIN SB MM		5,610.27
2 CTIF-01-034 TXDOT GRANT	MAIN	736.20	MAIN GB MM MAIN SB MM		736.20
3 CASS COUNTY DRUG COURT	MAIN	25,895.86	MAIN TDOA		25,895.86
4 VETERANS PROGRAM	MAIN	9,187.62	MAIN TDOA MAIN GB MM MAIN SB MM		9,187.62
5 FEMA 4269	MAIN	526.87	MAIN GB MM MAIN SB MM		526.87
6 FINANCIAL RESPONSIBILITY PROMAIN		2,703.97	MAIN TDOA MAIN GB MM MAIN SB MM		2,703.97
0 RIGHT OF WAY FUND	MAIN	14,842.49	MAIN TDOA MAIN GB MM	29,524.93 66,952.48	

ND NAME	CHECKING ACCOUNT	CHECKING AMOUNT	TDOA ACCOUNT	TDOA AMOUNT	FUND TOTAL
2 CASS COUNTY FORESTRY FUND	MAIN	50,473.21	MAIN SB MM	47,813.97	111,319.90
			MAIN TDOA	389,179.40	
			MAIN GB MM	102,006.36	
			MAIN SB MM		
			MAIN TX CD		
			MAIN TCLAS		
0 CASS COUNTY JAIL CONSTRUCTIOCC JAIL CO			CCJC-TDOA		589,472.94
			CC JAIL CD		
1 CC JAIL INT & SINKING	CC JAILI&S		CCJIS-TDOA		
			JAIL I&SCD		
2 RESOURCE RECOVERY I&S	CC SW CONS		CCSWC-TDOA		
			SW CONSTCD		
3 RESOURCE RECOVERY INT&SINKINCC SW I&S			CCSWIS-TDO		
			SW I&S CD		
4 COMBINED INTEREST & SINKING CI&S		7,141.93	CI&S SB MM	363,652.06	370,793.99
			CI&S GB MM		
			CI&S GB MM		
5 LAW ENFORC. CONSTRUCTION FUNDMAIN		6,678.82	MAIN TDOA	12,072.61	18,751.43
			MAIN GB MM		
			MAIN SB MM		
6 INTEREST & SINKING SERIES 20CI&S		5,433.96	CI&S SB MM	35,473.68	40,907.64
			CI&S GB MM		
9 CDA DISCRETIONARY FUND	MAIN	6,338.59			6,338.59
0 PAYROLL	PAYROLL	12,035.80			12,035.80
6 GENERAL FIXED ASSETS					
7 GENERAL LONG TERM DEBT					
<b>TOTAL</b>		150,282.62		9,540,925.89	9,691,208.51

+ 10.71 = 111,330.61  
 + 1,187.55 = 371,981.54  
 + 235.95 = 41,143.59  
 + 201.75 = 61,540.34  
 + 167,399.69  
9,858,608.20

COMBINED STATEMENT OF CASH POSITION FOR SEPTEMBER

/10/2019 TIME 14:23

CHECK  
 125,670.93  
 12,575.89  
 12,035.80

+ 167,399.69 = 293,070.62

150,282.62 + 167,399.69 = 317,682.31

TOTAL

TDOA  
 803,873.41  
 3,899,465.95  
 3,562,414.60  
 150,000.00  
 240,614.96  
 240,575.51  
 244,15.26  
 244,815.46  
 25.00  
 399,125.74

TDOA ACCOUNT  
 ACCOUNT BALANCE - MAIN TDOA  
 ACCOUNT BALANCE - MAIN GB MM  
 ACCOUNT BALANCE - MAIN TCLAS  
 ACCOUNT BALANCE - MAIN TA CD  
 ACCOUNT BALANCE - MAIN RR CD  
 ACCOUNT BALANCE - MAIN DC CD  
 ACCOUNT BALANCE - MAIN RR SV  
 ACCOUNT BALANCE - MAIN TX CD  
 ACCOUNT BALANCE - MAIN TX SV  
 ACCOUNT BALANCE - CI&S GB MM

9,540,925.89

TOTAL

317,682.31  
 + 9,540,925.89  
 -----  
 9,858,608.20

**TEXPOOL INVESTMENTS  
FOR THE QUARTER ENDING SEPTEMBER 30, 2018**

FUND	BEGINNING BALANCE	INTEREST & PURCHASES	DECREASE	BOOK VALUE
GENERAL	82,559.95	402.48	-	82,962.43
JURY	-	-	-	-
MAIN R & B	-	-	-	-
TOBACCO SETTLEMENT	57,217.19	278.76	-	57,495.95
JUVENILE PROBATION	142,091.39	692.31	-	142,783.70
ADULT PROBATION	107,881.03	525.63	-	108,406.66
ROAD & BRIDGE 1	72,893.56	355.14	-	73,248.70
ROAD & BRIDGE 2	82,717.10	403.00	-	83,120.10
ROAD & BRIDGE 3	27,467.92	133.82	-	27,601.74
ROAD & BRIDGE 4	72,715.61	354.27	-	73,069.88
FEDERAL ROAD IMPROVMT	-	-	-	-
INDIGENT DEFENSE GRANT	25,724.34	125.32	-	25,849.66
CDA FORFEITURE	39,729.53	193.55	-	39,923.08
RIGHT OF WAY	29,381.78	143.15	-	29,524.93
FORESTRY	47,582.15	231.82	-	47,813.97
CONST & RENOVATION	12,014.09	58.52	-	12,072.61
<b>TOTAL</b>	<b>799,975.64</b>	<b>3,897.77</b>	<b>-</b>	<b>803,873.41</b>
		<b>9.24</b>	<b>****</b>	<b>9.24</b>
		<b>3,907.01</b>		<b>803,882.65</b> ✓

\*\*\* August Interest was used for September interest. Amount correct as of October 2018.

Attached, please find a letter from TexPool stating the book and market value of their funds.

RESPECTFULLY SUBMITTED THIS 28TH DAY OF MAY, 2019.


  
 DONNA EARLY  
 CASS COUNTY TREASURER

**GUARANTY BANK AND TRUST ALL ACCOUNTS  
FOR THE QUARTER ENDING SEPTEMBER 30, 2018**

Attached is a list of balances for all funds in Guaranty Bank and Trust under the Federal ID Number for Cass County and a copy of the pledged securities listing book and market value.

BALANCE ALL ACCOUNTS	<b>5,862,830.82</b>
FDIC INSURANCE	<b>500,000.00</b>
BOOK VALUE	<b>6,494,112.57</b>
MARKET VALUE PLEDGED	<b>6,326,255.56</b>
PLEDGED EXCESS	<b>963,424.74</b>

RESPECTFULLY SUBMITTED THIS 28TH DAY OF MAY, 2019.

  
\_\_\_\_\_  
DONNA EARLY  
CASS COUNTY TREASURER

**GUARANTY BANK AND TRUST GENERAL MM  
FOR THE QUARTER ENDING SEPTEMBER 30, 2018**

<b>FUND</b>	<b>BEGINNING BALANCE</b>	<b>INTEREST &amp; PURCHASES</b>	<b>DECREASE</b>	<b>BOOK VALUE</b>
General	3,059,290.38	11,427.78	1,646,306.46	1,424,411.70
Main R & B	428,588.86	102,074.14	429,493.54	101,169.46
Tobacco	288,157.02	11,264.44	-	299,421.46
Juvenile Probation	177,867.82	50,774.36	53,000.00	175,642.18
Adult Probation	207,036.05	45,969.38	94,000.00	159,005.43
SATP Track III	-	-	-	-
R & B 1	361,436.01	96,545.99	140,000.00	317,982.00
R & B 2	228,413.85	117,030.27	110,400.00	235,044.12
R & B 3	300,433.17	80,348.10	81,300.00	299,481.27
R & B 4	308,564.00	93,379.30	104,000.00	297,943.30
Linden Enterprise Fund	-	-	-	-
Civil Child Support Prgm.	47,500.00	-	-	47,500.00
High Risk Treatment Prgm.	-	-	-	-
Bear Creek FMAG 2965-2011	-	-	-	-
Texas CDBG Contract 7216247	-	-	-	-
Indigent Defense Grant	-	-	-	-
CDA Forfeiture Account	15,540.83	64.24	3,500.00	12,105.07
Task Force PI	35,748.79	154.62	-	35,903.41
Texas Historical Grant	27,191.65	117.60	-	27,309.25
CDA Forfeiture Funds	10,370.58	44.84	-	10,415.42
Sheriff Federal Forfeiture	-	-	-	-
CTIF-01-034 TXDOT Grant	-	-	-	-
FEMA 4269	-	-	-	-
Right of Way	66,664.11	288.37	-	66,952.48
Cass County Forestry	262,614.65	126,564.75	-	389,179.40
<b>TOTAL</b>	<b>5,825,417.77</b>	<b>736,048.18</b>	<b>2,662,000.00</b>	<b>3,899,465.95</b>

**GUARANTY BANK AND TRUST CI&S MM  
FOR THE QUARTER ENDING SEPTEMBER 30, 2018**

<b>FUND</b>	<b>BEGINNING BALANCE</b>	<b>INTEREST &amp; PURCHASES</b>	<b>DECREASE</b>	<b>BOOK VALUE</b>
Combined I&S Series 2015	395,466.56	29,910.50	61,725.00	363,652.06
I&S Series 2016	182,486.22	10,721.96	157,734.50	35,473.68
<b>TOTAL</b>	<b>577,952.78</b>	<b>40,632.46</b>	<b>219,459.50</b>	<b>399,125.74</b>

BALANCE ALL MM ACCOUNTS **4,298,591.69**

RESPECTFULLY SUBMITTED THIS 28TH DAY OF MAY, 2019.

*Donna Early*  
DONNA EARLY



**TEXAS CLASS INVESTMENTS  
FOR THE QUARTER ENDING SEPTEMBER 30, 2018**

FUND	BEGINNING BALANCE	INTEREST & PURCHASES	DECREASE	BOOK VALUE
GENERAL	2,770,387.87	15,633.96	38.99	2,785,982.84
Main R & B	100,777.48	568.67	101,161.01	185.14
R & B 1	539,638.00	3,045.25	-	542,683.25
R & B 2	161,708.60	912.54	-	162,621.14
R & B 3	50,388.72	284.33	-	50,673.05
R & B 4	20,155.46	113.72	-	20,269.18
<b>TOTAL</b>	<b>3,643,056.13</b>	<b>20,558.47</b>	<b>101,200.00</b>	<b>3,562,414.60</b>

Attached is a letter from Texas CLASS stating the book and market value of their funds.

RESPECTFULLY SUBMITTED THIS 28TH DAY OF MAY, 2019.

  
 \_\_\_\_\_  
 DONNA EARLY  
 CASS COUNTY TREASURER


**TEXANA BANK CD  
FOR THE QUARTER ENDING SEPTEMBER 30, 2018**

FUND	BEGINNING BALANCE	INTEREST & PURCHASES	DECREASE	BOOK VALUE
General	-	450,506.83	300,506.83	150,000.00
<b>TOTAL</b>	-	<b>450,506.83</b>	<b>300,506.83</b>	<b>150,000.00</b>

BALANCE ALL ACCOUNTS           **150,000.00**  
 FDIC INSURANCE                   **150,000.00**

Attached is a list of balances for all county funds in Texana Bank.

RESPECTFULLY SUBMITTED THIS 28TH DAY OF MAY, 2019.

  
 \_\_\_\_\_  
 DONNA EARLY  
 CASS COUNTY TREASURER

**RED RIVER FEDERAL CREDIT UNION SAVINGS  
FOR THE QUARTER ENDING SEPTEMBER 30, 2018**

<b>FUND</b>	<b>BEGINNING BALANCE</b>	<b>INTEREST &amp; PURCHASES</b>	<b>DECREASE</b>	<b>BOOK VALUE</b>
Tobacco	15.25	0.01	-	15.26
<b>TOTAL</b>	<b>15.25</b>	<b>0.01</b>	<b>-</b>	<b>15.26</b>

**RED RIVER FEDERAL CREDIT UNION CD  
FOR THE QUARTER ENDING SEPTEMBER 30, 2018**

<b>FUND</b>	<b>BEGINNING BALANCE</b>	<b>INTEREST &amp; PURCHASES</b>	<b>DECREASE</b>	<b>BOOK VALUE</b>
Tobacco	243,479.88	5,398.09	8,263.01	240,614.96
<b>TOTAL</b>	<b>243,479.88</b>	<b>5,398.09</b>	<b>8,263.01</b>	<b>240,614.96</b>

BALANCE ALL ACCOUNTS           **240,630.22**  
 NCUA INSURANCE               **240,630.22**

Attached, is a list of balances for all county funds in the Red River Federal Credit Union.

RESPECTFULLY SUBMITTED THIS 28TH DAY OF MAY, 2019.


  
 \_\_\_\_\_  
 DONNA EARLY  
 CASS COUNTY TREASURER

**DOMINO FEDERAL CREDIT UNION CD  
FOR THE QUARTER ENDING SEPTEMBER 30, 2018**

<b>FUND</b>	<b>BEGINNING BALANCE</b>	<b>INTEREST &amp; PURCHASES</b>	<b>DECREASE</b>	<b>BOOK VALUE</b>
Tobacco	243,081.71	1,050.25	3,556.45	240,575.51
<b>TOTAL</b>	<b>243,081.71</b>	<b>1,050.25</b>	<b>3,556.45</b>	<b>240,575.51</b>
 BALANCE ALL ACCOUNTS	 <b>240,575.51</b>			
NCUA INSURANCE	<b>240,575.51</b>			

Attached, is a list of balances for all county funds in the Domino Federal Credit Union.

RESPECTFULLY SUBMITTED THIS 28TH DAY OF MAY, 2019.

  
 \_\_\_\_\_  
 DONNA EARLY  
 CASS COUNTY TREASURER

**TEXAR FEDERAL CREDIT UNION SAVINGS  
FOR THE QUARTER ENDING SEPTEMBER 30, 2018**


FUND	BEGINNING BALANCE	INTEREST & PURCHASES	DECREASE	BOOK VALUE
Tobacco	25.00	-	-	25.00
<b>TOTAL</b>	<b>25.00</b>	<b>-</b>	<b>-</b>	<b>25.00</b>

**TEXAR FEDERAL CREDIT UNION SAVINGS  
FOR THE QUARTER ENDING SEPTEMBER 30, 2018**

FUND	BEGINNING BALANCE	INTEREST & PURCHASES	DECREASE	BOOK VALUE
Tobacco	142,181.00	628.10	-	142,809.10
Cass County Forestry	101,557.75	448.61	-	102,006.36
<b>TOTAL</b>	<b>243,738.75</b>	<b>1,076.71</b>	<b>-</b>	<b>244,815.46</b>
 BALANCE ALL ACCOUNTS	 <b>244,840.46</b>			
NCUA INSURANCE	244,840.46			

Attached is a list of balances for all county funds in the TEXAR Federal Credit Union.

RESPECTFULLY SUBMITTED THIS 28TH DAY OF MAY, 2019.

  
 DONNA EARLY  
 CASS COUNTY TREASURER